

CHEYANNE
TARANGO

ANNIE
ALDRETE

MEGAN
GEER

TENNESSEE SOFTBALL 2015



@LADYVOL_SFTBALL

CELEBRATING 20 YEARS OF EXCELLENCE

2
1
1



HONDA SPORTS AWARD WINNERS
MONICA ABBOTT - 2007
MADISON SHIPMAN - 2014



USA SOFTBALL NATIONAL
COLLEGIATE PLAYER OF THE YEAR
MONICA ABBOTT - 2007



COMMUNITY CLASSROOM

SENIOR CLASS AWARD WINNER
MADISON SHIPMAN - 2014



1 NFCA NATIONAL
FRESHMAN
OF THE YEAR

ALL-AMERICA
SELECTIONS



4 ACADEMIC
ALL-AMERICANS
OF THE YEAR

ACADEMIC
ALL-AMERICA
SELECTIONS



4 SEC PLAYERS
OF THE YEAR
3 SEC PITCHERS
OF THE YEAR

ALL-SEC
SELECTIONS

30
22
51



QUICK FACTS

THE BASICS

Location:Knoxville, Tenn.
 Founded (Enrollment):1794
 Enrollment:27,410
 Conference:Southeastern
 Nickname:Volunteers (Lady Vols)
 Colors:Orange (PMS 151) and White
 Mascot:Smokey (a blue tick coon hound)
 President:Dr. Joe DiPietro
 Chancellor:Dr. Jimmy Cheek
 Vice Chancellor/Director of Athletics:Dave Hart
 Faculty Athletics Representative:Dr. Donald Bruce

SOFTBALL STAFF

Co-Head Coach Ralph Weekly (Arizona State '73)

28th Season as a Head Coach, 14th at Tennessee
 Career Record: 1,165-381-2 (.753, 27 years)
 Record at UT: 664-200-2 (.768, 13 years)

Co-Head Coach Karen Weekly (Pacific Lutheran '86)

19th Season as a Head Coach, 14th at Tennessee
 Career Record: 887-297-2 (.749, 18 years)
 Record at UT: 664-200-2 (.768, 13 years)

Assistant Coach Marty McDaniel (Carson-Newman '89)

11th season at Tennessee

Dir. of Softball Operations Patrick Lawson (Tennessee '10)

Seventh season at Tennessee (second as Dir. of Softball Operations)

Asst. Strength & Conditioning Coach

Holly Frantz (Bowling Green, '02)

Sixth season at Tennessee (third with softball)

Asst. Athletic Trainer

Shannen Robinson (North Carolina, '07)

Fourth season at Tennessee (second with softball)

Grad. Assistant Managers:

Melissa Brown, Rachel Coleman, Kat Dotson

Softball Office Phone/Fax: (865) 974-9675/(865) 974-4327

Ticket Office/Fax: (865) 656-1200/974-0115

Ticket Website:UTTIX.com

MEDIA RELATIONS

Assistant Director (Softball):Stephen K. Lee (Rutgers '08)
 Office Phone/Fax: (865) 974-7478/974-8875
 Cell Phone: (504) 259-0907
 E-mail:sklee@utk.edu
 Tennessee Athletics Web Site:UTSports.com
 UT Softball Twitter Account:@LadyVol_Sftball
 UT Softball Instagram Account:@LadyVol_Sftball
 UT SB Facebook Page:facebook.com/TennesseeSoftball
 Sherri Parker Lee Stadium Press Box: (865) 974-3979

University of Tennessee

Athletics Media Relations Addresses

Mailing: 1551 Lake Loudoun Blvd., Knoxville, TN 37996

Overnight: P.O. Box 15016, Knoxville, TN 37901-5016

FACILITY INFORMATION

Facility (Opened): Sherri Parker Lee Softball Stadium (2008)
 Capacity:1,649
 Dimensions:L 200; C 220; R 200
 All-time Record at Lee Stadium (2008-pres.)... 169-35 (.828)
 All-time Record at Tyson Park (1996-2007).... 241-72 (.770)
 All-time Home record (both stadiums) 410-107 (.793)

SOFTBALL HISTORY

First Year of Softball:1996
 All-Time Overall Record:897-363-2
 SEC Eastern Division Championships:1999, 2004, 2007, 2012
 SEC Regular Season Championships:2007
 SEC Tournament Championships:2006, 2011
 Regional/Super Regional Appearances:12/7
 WCWS App:2005, 2006, 2007, 2010, 2012, 2013

TEAM INFORMATION

2014 Record (Rankings: NFCA/USA SB): 46-12 (No. 12/11)
 2013 SEC Record (Finish):17-7 (2nd)
 Positional Starters Returning/Lost:5/3
 Pitchers Returning/Lost:3/1
 Letterwinners Returning/Lost:10/9
 Newcomers:8



@LadyVol_Sftball



facebook.com/TennesseeSoftball

UTSports.com



TABLE OF CONTENTS

GENERAL INFO

1	2015 Quick Facts
2	Table of Contents
3	Media Information

2015 PREVIEW

4	2015 Preview
6	Roster/Squad Breakdown
7	Headshot Chart

STAFF

10	Ralph Weekly
15	Karen Weekly
19	Marty McDaniel
22	Patrick Lawson
22	Holly Frantz
22	Shannen Robinson
23	Team Managers/Support Staff
24	Dr. Jimmy G. Cheek, Chancellor
24	Dr. Donald Bruce, FAR
25	Dave Hart, Vice Chancellor/AD
27	Executive Athletics Staff
28	Senior Athletics Staff

2015 LADY VOLS

30	Jessica Adell
31	Annie Aldrete
33	Gretchen Aucoin
35	Hannah Devotie
36	Erin Gabriel
38	Rainey Gaffin
40	Shaliyah Geathers
41	Megan Geer
43	Meghan Gregg
44	Lauren Irwin
45	Taylor Koenig
47	Tory Lewis
49	CJ McClain
50	Scarlet McSwain
51	Haileigh Norris
52	Lexi Overstreet
54	Cheyenne Tarango
56	Shianne Ybarra

2015 OPPONENTS

58	Ohio
58	Dayton
58	Kennesaw State
59	Northern Kentucky
59	Fordham
59	Florida Gulf Coast
59	USF
59	Detroit
59	St. John's
60	Notre Dame
60	Florida State
60	California
60	Utah
60	Nebraska
60	Georgia Tech
61	Murray State
61	Furman
61	Bradley
61	Virginia Tech
61	Indiana State
61	North Dakota State
62	Northern Iowa
62	BYU
62	Purdue
62	Illinois State
62	South Carolina
62	Western Kentucky
63	Missouri
63	ETSU
63	Georgia
63	Auburn
63	Eastern Kentucky
63	LSU
64	Mississippi State
64	Alabama
64	Kentucky
64	Postseason Dates

2014 REVIEW

66	2014 Season Review
68	2014 Results
69	2014 Stats

HISTORY & RECORDS

76	Yearly Records & Coaching Records
77	Year-By-Year Team Stat Totals
78	Yearly Off. Leaders/Grand Slams
79	Yearly Pitching. Leaders/No Hitters
80	Year-By-Year Fielding Stats
81	Single-Season Records (Top)
82	Single-Game Records (Top)
83	Opp. Single-Game Records (Top)
84	Team Single-Game Records
87	Individual Single-Game Records
90	Individual Single-Season Records
94	Individual Single-Season Records
98	Class Year Records
100	Year-By-Year Statistics
110	National Statistical Rankings
113	SEC History
114	SEC Single-Season Records
116	Year-By-Year SEC Standings
119	NCAA Tournament History
149	NCAA Tournament Records
151	All-Time Roster
154	All-Time Jersey Numbers
159	All-Time Awards Count
166	NFCA All-Americans
170	NFCA All-Region Selections
171	USA, NFCA Players of Week
172	Academic All-Americans
173	SEC Players of the Year
175	SEC Pitcher of the Year
176	All-SEC Selections
177	SEC Freshmen of the Year
178	Misc SEC Honors
180	All-Time Honors By Player
193	Monica Abbott
195	Lady Vols in USA Softball
200	NPF Draftees, Awards
201	Year-by-Year Results
212	Misc Ranked Info, Record When
213	Series Records vs. Opponents
215	All-Time Series Results

CREDITS

The 2014 Tennessee Softball Record Book has been compiled from information originally presented on UTSports.com and previous UT Softball Media Guides.

Corrections or additions to this publications should be directed via e-mail to athcomm@utk.edu or sklee@uk.edu

Editors: Stephen K. Lee, Jason Yellin

Design and Layout: Amanda Pruitt

Editorial Assistance: Cody Gross, Rachel Gunia

Past Media Relations/Sports Information Directors: John Hines (1996-2004), Brian Davis (2005-12)

Photography: Donald Page, Andrew Bruckse, Matthew DeMaria, Patrick Murphy-Racey, Wade Rackley, Randy Sartin, UT Photo Services and UT AD Photography.

Cover Design: Stephen K. Lee

Printing: CCM Graphic Solutions

The University of Tennessee is an EEO/AA/Title VI/Title IX/Section 504/ADA/ADEA institution in the provision of its education and employment programs and services.

MEDIA INFORMATION

STEPHEN K. LEE

ASSISTANT MEDIA RELATIONS DIRECTOR

Third Season at Tennessee
Office Phone: 865-974-7478
Cell Phone: 504-259-0907
E-Mail: sklee@utk.edu
Twitter: @StephenKLeeUT



MEDIA RELATIONS CONTACT INFO

1551 Lake Loudoun Blvd.
 Brenda Lawson Addition, Room 009
 Knoxville, TN 37916
 Office Phone: (865) 974-7478
 Cell Phone: (504) 259-0907
 Fax Machine: (865) 974-9496
 E-Mail: sklee@utk.edu

SOFTBALL CREDENTIAL REQUESTS

The University of Tennessee Media Relations Department looks forward to serving the members of the media during the 2015 Lady Vol softball season. If you will be attending a game at Lee Softball Stadium, please take a few moments to review the items of media interest appearing on this page.

Requests for working press space and photographic privileges should be made through the media relations office. If this publication does not answer your questions or you need further assistance, please contact Stephen K. Lee in the Tennessee Media Relations Office at (865) 974-7478 or via e-mail at sklee@utk.edu.

ATHLETICS

(Area Code 865 unless noted)

Department	Phone
Academics	974-1250
Athletics Director	974-0001
Coaches' Fax Machine	974-8914
Compliance/Operations	974-4275
Marketing/Promotions	974-5888
Media Relations Fax Machine	974-8875
Media Relations Cell (Stephen K. Lee)	(504) 259-0907
Media Relations Office	974-1212
Softball Office	974-4274
Strength & Conditioning	974-4275
Lee Softball Stadium Press Box	946-3979
Ticket Office	656-HOOP
Training Room	974-6485
University Information	974-1000

MEDIA DIRECTORY

(Area Code 865 unless noted)

Outlet	Phone	Fax
Associated Press (Knoxville)	522-3963	523-5904
Associated Press (Nashville)	(800) 453-1282	(615) 376-0947
Chattanooga Times Free Press	(800) 733-2637	(423) 757-6490
Kingsport Times News	(423) 392-1323	(423) 392-1385
Knoxville News-Sentinel	342-6259	342-6402
Maryville Daily Times	981-1145	981-1175
NFCA	(502) 409-4600	(502) 409-4622
Rocky Top News	558-9791	558-9221
The Daily Beacon (UT)	974-0646	974-5569
The Tennessean (Nashville)	(615) 259-8010	(615) 259-8826
USA Softball	(405) 424-3463	(405) 424-4734
USA Today	(703) 276-3735	(703) 276-3721
WATE-TV 6 (ABC)	637-6397	523-3561
WBIR-TV 10 (NBC)	637-1272	522-7341
WTNZ-43 (FOX)	637-1272	522-7341
WNML-AM & FM	588-6511	558-4218
WUTK-FM	974-2228	974-2814
WVLT-TV 8 (CBS)	450-8888	584-1978

ALL OF THE LATEST TENNESSEE SOFTBALL NEWS ONLINE

Tennessee Athletics main page: UTSports.com

Twitter: twitter.com/LadyVol_Sftball

Facebook: facebook.com/TennesseeSoftball



MEDIA CREDENTIALS/PARKING PASSES

Requests for working media credentials should be directed to Stephen K. Lee with the Tennessee Media Relations Department. Credentials can be acquired at the University of Tennessee Lee Softball Stadium press box located at the entrance of the complex. Parking will be available adjacent to Lee Stadium.

PHOTOGRAPHER CREDENTIALS

Credentials will be issued only to accredited photographers or those individuals on special assignment. Please check with Stephen K. Lee in the Lee Stadium Press Box for instructions on allowed areas of access. No photographers are allowed inside the fence or in the dugout at any time during the game.

RADIO

Lee Softball Stadium is equipped with radio lines and wireless internet access. In order to access these lines, teams interested in doing a radio broadcast of a particular game need to inform the UT Media Relations office in writing at their earliest convenience and no later than five days prior to the contest.

TELEPHONES AND FAX LINES

A long distance telephone line will be available in the press box at Lee Softball Stadium, which is available on a first-come, first-served basis.

STATISTICAL SERVICES

Media guides, flipcards and updated game notes and statistics will be available prior to each game. For fax service, please contact Stephen K. Lee prior to game time. Services provided include statistics generated from The Automated ScoreBook computer statistics program. Game-by-game statistics will be e-mailed back to the sports information office of visiting teams at the conclusion of the day, if requested. If no sports information representative is traveling with the opposing team, arrangements should be made in advance for additional services to be provided in their absence.

PRACTICE SCHEDULE/INTERVIEWS

Members of the working media are invited to attend all practices of the Tennessee softball team, which are held at the Lee Softball Stadium or indoors at the Neyland-Thompson Indoor Sports Complex. For scheduled times please contact Stephen K. Lee in the Media Relations office. There is a 24-hour interview request requirement. Post-game interviews of requested players and the Weeklys will be arranged immediately after a 10-minute cooling-off period through the Tennessee Softball SID.



2015 SEASON PREVIEW

After making its seventh appearance in the NCAA Super Regionals in 2014, Tennessee returns an impressive mix of seasoned veterans and rising stars in 2015, its 20th year of softball.

Tennessee opens ranked No. 13 in the USA Today/NFCA Division I Top 25 Preseason Poll and No. 14 in the preseason ESPN.com/USA Softball Collegiate Top 25 Poll.

In 2015, Tennessee returns 10 talented veterans, including 2014 NFCA Division I National Co-Freshman of the Year and All-American **Annie Aldrete**. Aldrete, who was named to the 2015 USA Softball Women's National Team, is on the Top 50 "Watch List" for the 2015 USA Softball Collegiate Player of the Year Award. Tennessee softball has now had at least one player included on the organization's preseason "Watch List" in 12 consecutive seasons (2004-2015). UT has had 28 Top 50 "Watch List" selections over the years as well as 20 Top 25 finalists, 12 Top 10 finalists, four Top 3 finalists and one winner - Monica Abbott in 2007.

UT returns five positional starters and three pitchers from its 2014 Super Regional squad. Tennessee also returns veteran center fielder and 2013 Women's College World Series hero **Tory Lewis**, who sat out the 2014 season.

The Lady Vols welcome eight newcomers in 2015. Junior pitcher **Gretchen Aucoin** joins UT after playing her first two seasons at Texas Tech. Aucoin is coming off a strong sophomore season with the Red Raiders in which she went 14-9 with a 2.43 ERA and 141 strikeouts in the circle and hit .287 with seven homers and 31 RBIs. She earned NFCA Division I All-Central Region First Team and All-Big 12 Second Team honors last season.

Tennessee's six freshmen combined to form the No. 6 2014 recruiting class in the nation, according to StudentSports.com.

Here is a position-by-position breakdown of the 2015 Tennessee softball team:

INFIELD/CATCHERS

Tennessee's infield features some new faces and some familiar faces in new places.

Junior **Lexi Overstreet** starts the season at third base after playing catcher and right field in her previous two seasons on Rocky Top. Overstreet is coming off a breakout 2014 sophomore season in which she hit .303 with eight homers and 31 RBIs. Freshman Scarlet McSwain, who had an outstanding fall exhibition season, will also see

time at third base.

Freshman **Meghan Gregg** takes over at shortstop, filling the shoes of Tennessee legend Madison Shipman, who played the position for the last four seasons. Gregg, who was the 2014 Gatorade Softball Player of the Year for the state of Georgia, was named to the 2015 USA Softball Junior Women's National Team. McSwain will also provide depth at shortstop.

Sophomore **Megan Geer** returns as Tennessee's starter at second base. Geer hit .297 with six homers, 33 RBIs and a team-high 19 stolen bases as freshman last season and earned Freshman All-SEC honors. Freshman **Lauren Irwin** also had a good fall season and will be the backup at second base.

At first base, sophomore **Taylor Koenig** moves across the infield after starting 49 games at third base. Koenig hit .305 with two homers, eight doubles and 29 RBIs last season and earned Freshman All-SEC accolades. Veteran **Cheyenne Tarango**, who started 43 games at first base last season, will provide depth at the position.

All-American catcher Aldrete returns as the starter behind the plate. Aldrete's 2014 freshman campaign was one for the ages as she hit .361 with 19 homers, 14 doubles and 65 RBIs. Aldrete threw out seven baserunners last year. Overstreet and Koenig will be the backup backstops.

OUTFIELD/DP

Sophomore **Shaliyah Geathers**, who started 15 games in right field, takes over in left field after Melissa Davin graduated following a standout 2014 season at the position. Geathers hit .313 with eight RBIs last season and earned Freshman All-SEC accolades. **Hannah Devotie** and **Haileigh Norris** will back up Geathers in left.

Lewis returns as UT's starting center fielder. A vocal outfielder with great athleticism to make spectacular catches, Lewis is coming off a season away from softball. In 2013, she hit .299 with nine RBIs and 18 runs and had the game-winning hit in UT's Women's College World Series win over Washington. Freshman **CJ McClain** was an invitee to the 2015 USA Softball Junior Women's National Team tryouts and ranked as the No. 7 player in the 2014 recruiting class. McClain will be the backup center fielder and can play at the other two outfield positions as well.

Rainey Gaffin returns as UT's starting right fielder, a position that was platooned mostly between herself,

Overstreet and Geathers last season. Gaffin is coming off of a breakout 2014 season, hitting .311 with two homers, three doubles, three triples, 15 RBIs, 24 runs and 12 stolen bases. She is easily UT's most versatile player, with great speed, power and the ability to dominate the circle as a pitcher (7-3, 1.15 ERA, 55 strikeouts). Freshman speedster **Jessica Adell** will be the backup in right field.

Gretchen Aucoin, who hit seven home runs last year with Texas Tech, and Tarango, who hit six home runs in 2014, will be UT's primary designated players.

PITCHING

Tennessee has four talented pitchers in senior Tarango juniors Aucoin, Gaffin and **Erin Gabriel**. The Lady Vols plan to use all four pitchers throughout the course of the year.

In 28 career appearances in the circle, Tarango is 10-2 with a 3.29 ERA and 61 strikeouts over 72.1 innings. Her signature moment was in the 2013 Knoxville Super Regional when she pitched a shutout fifth inning against Alabama, baffling the Crimson Tide hitters with her offspeed pitches.

Aucoin made 61 pitching appearances and 30 starts at Texas Tech and went 20-12 with a 2.72 ERA and 217 strikeouts over 193.0 innings pitched.

Gabriel has made 33 appearances and 21 starts over the last two seasons, going 10-1 with 98 strikeouts over 87.1 innings.


Gaffin pitched a no-hitter in her first collegiate start in UT's 8-0 win over Wright State on March 5, 2014. She was the first UT pitcher to throw a no-no in her first collegiate start in the circle since Monica Abbott did it on Feb. 5, 2004, against Saint Mary's. The no-hitter was the 45th in Tennessee softball history. Gaffin had a team-best 1.15 ERA in 2014 and went 7-3 with 55 strikeouts over 20 appearances, three starts and 48.2 innings.

BASE RUNNING

Devotie led the team last year in pinch runs with 12. Speedsters Adell and McClain will also see their numbers called on as pinch runners.



Karen Weekly enters the 2015 season with 887 career victories, just 13 shy of the 900-win mark.



2015 ROSTER

NUMERICAL

No.	Name	Ht.	Pos.	Cl.	B/T	Hometown/Last School
1	Jessica Adell	5-6	OF	FR	L/R	Prospect, Ky./Ballard
3	Scarlet McSwain	5-9	IF	FR	R/R	Paris, Tenn./ Henry County
5	Taylor Koenig	5-10	IF	SO	R/R	Mira Loma, Calif./Norco
6	CJ McClain	5-6	OF	FR	R/R	Nashville, Tenn./Stratford
7	Tory Lewis	5-6	OF	RS SR	L/R	Chattanooga, Tenn./Girls Preparatory School
8	Shaliyah Geathers	5-3	OF	SO	L/R	Chattanooga, Tenn./East Hamilton
9	Hannah Devotie	5-2	OF	SO	R/R	Johnson City, Tenn./Science Hill
14	Megan Geer	5-8	IF/OF	SO	R/R	Los Alamitos, Calif./Los Alamitos
17	Gretchen Aucoin	5-11	P/IF	JR	L/R	Ocean Springs, Miss./Ocean Springs/Texas Tech
19	Lexi Overstreet	5-7	IF/OF/C	JR	L/R	Suwanee, Ga./Buford
22	Erin Gabriel	5-7	P	JR	R/R	Poland, Ohio/Poland Seminary
23	Haileigh Norris	5-10	OF	SO	R/L	Millington, Tenn./Bolton
24	Annie Aldrete	5-6	C/IF	SO	R/R	Monterey, Calif./Santa Catalina
29	Shianne Ybarra	5-9	IF	FR	L/R	Mission Viejo, Calif./Mission Viejo
34	Lauren Irwin	5-7	IF	FR	R/R	Seymour, Tenn./Seymour
42	Rainey Gaffin	5-10	OF/P	JR	L/R	Thornton, Colo./Legacy
55	Meghan Gregg	5-9	IF	FR	L/R	Williamson, Ga./Flint River Academy
77	Cheyenne Tarango	5-8	IF/P	SR	R/R	Anaheim Hills, Calif./Canyon

Coaches

Co-Head Coaches: Karen Weekly (19th Season, 14th at UT)

Ralph Weekly (28th Season, 14th at UT)

Assistant Coach: Marty McDaniel (20th Season, 11th at UT)

Volunteer Assistant Coach: Madison Shipman (1st Season)

Staff

Director of Softball Operations: Patrick Lawson

Graduate Assistant Team Managers: Melissa Brown, Rachel Coleman, Kat Dotson

Athletic Trainer: Shannen Robinson

Strength & Conditioning Coach: Holly Frantz

ALPHABETICAL

No.	Name	Pos.	Cl.	B/T
1	Jessica Adell	OF	FR	L/R
24	Annie Aldrete	C/IF	SO	R/R
17	Gretchen Aucoin	P/IF	JR	L/R
9	Hannah Devotie	OF	SO	R/R
22	Erin Gabriel	P	JR	R/R
42	Rainey Gaffin	OF/P	JR	L/R
8	Shaliyah Geathers	OF	SO	L/R
14	Megan Geer	IF/OF	SO	R/R
55	Meghan Gregg	IF	FR	L/R
34	Lauren Irwin	IF	FR	R/R
5	Taylor Koenig	IF	SO	R/R
7	Tory Lewis	OF	RS SR	L/R
6	CJ McClain	OF	FR	R/R
3	Scarlet McSwain	IF	FR	R/R
23	Haileigh Norris	OF	SO	R/L
19	Lexi Overstreet	IF/OF/C	JR	L/R
77	Cheyenne Tarango	IF/P	SR	R/R
29	Shianne Ybarra	IF	FR	L/R

BY CLASS

Seniors (2)

Tory Lewis, Cheyanne Tarango

Juniors (4)

Gretchen Aucoin, Erin Gabriel, Rainey Gaffin, Lexi Overstreet

Sophomores (6)

Annie Aldrete, Hannah Devotie, Shaliyah Geathers, Megan Geer, Taylor Koenig, Haileigh Norris,

Freshmen (6)

Jessica Adell, Meghan Gregg, Lauren Irwin, CJ McClain, Scarlet McSwain, Shianne Ybarra

Pronunciations

- 1 uh-DELL
- 5 KAY-nig
- 8 shuh-LEE-uh GETH-ers (like feathers)
- 9 dev-OH-tee (like devote, devoted)
- 17 OH-coin
- 22 GABE-ree-ell
- 23 HAY-lee
- 24 ALL-DRET-ee
- 29 SHY-ann EE-BAR-uh
- 34 URR-win
- 77 SHY-ann tuh-RAIN-go

BY STATE

Tennessee (7)

Devotie (Johnson City), Geathers (Chattanooga), Irwin (Seymour), Lewis (Chattanooga), McClain (Nashville), McSwain (Paris), Norris (Millington)

California (5)

Aldrete (Monterey), Geer (Los Alamitos), Koenig (Mira Loma), Tarango (Anaheim Hills), Ybarra (Mission Viejo)

Georgia (2)

Gregg (Williamson), Overstreet (Suwanee)

Colorado (1)

Gaffin (Thornton)

Kentucky (1)

Adell (Prospect)

Mississippi (1)

Aucoin (Ocean Springs)

Ohio (1)

Gabriel (Poland)

UT BIRTHDAYS

Jan. 5	Erin Gabriel	Aug. 9	CJ McClain
Jan. 11	Hannah Devotie	Aug. 18	Tory Lewis
Jan. 20	Lexi Overstreet	Aug. 21	Cheyenne Tarango
Apr. 17	Shianne Ybarra	Sept. 4	Rainey Gaffin
Apr. 27	Shaliyah Geathers	Sept. 5	Annie Aldrete
May 20	Megan Geer	Sept. 15	Karen Weekly
June 6	Scarlet McSwain	Sept. 20	Haileigh Norris
June 27	Gretchen Aucoin	Sept. 23	Jessica Adell
July 14	Meghan Gregg	Oct. 25	Lauren Irwin
July 14	Taylor Koenig	Nov. 27	Ralph Weekly

2015 HEADSHOT CHART



1

JESSICA ADELL
5-6 • Fr. • OF • L/R
Prospect, Ky.
(Ballard)



3

SCARLET MCSWAIN
5-9 • Fr. • IF • R/R
Paris, Tenn.
(Henry County)



5

TAYLOR KOENIG
5-10 • So. • IF • R/R
Mira Loma, Calif.
(Norco)



6

CJ McCLAIN
5-6 • Fr. • OF • R/R
Nashville, Tenn.
(Stratford)



7

TORY LEWIS
5-6 • RS Sr. • OF • L/R
Chattanooga, Tenn.
(Girls Preparatory)



8

SHALIYAH GEATHERS
5-3 • So. • OF • L/R
Chattanooga, Tenn.
(East Hamilton)



9

HANNAH DEVOTIE
5-2 • So. • OF • R/R
Johnson City, Tenn.
(Science Hill)



14

MEGAN GEER
5-8 • So. • IF/OF • R/R
Los Alamitos, Calif.
(Los Alamitos)



17

GRETCHEN AUCOIN
5-11 • Jr. • P/IF • L/R
Ocean Springs, Miss.
(Ocean Springs)



19

LEXI OVERSTREET
5-7 • Jr. • IF/OF/C • L/R
Suwanee, Ga.
(Buford)



22

ERIN GABRIEL
5-7 • Jr. • P • R/R
Poland, Ohio
(Poland Seminary)



23

HAILEIGH NORRIS
5-10 • So. • OF • R/L
Millington, Tenn.
(Bolton)



24

ANNIE ALDRETE
5-7 • So. • C/IF • R/R
Monterey, Calif.
(Santa Catalina)



29

SHIANNE YBARRA
5-9 • Fr. • IF • L/R
Mission Viejo, Calif.
(Mission Viejo)



34

LAUREN IRWIN
5-7 • Fr. • IF • R/R
Seymour, Tenn.
(Seymour)



42

RAINEY GAFFIN
5-10 • Jr. • OF • L/R
Thornton, Colo.
(Legacy)



55

MEGHAN GREGG
5-9 • Fr. • IF • L/R
Williamson, Ga.
(Flint River)



77

CHEYANNE TARANGO
5-8 • Sr. • IF/P • R/R
Anaheim Hills, Calif.
(Canyon)

GENERAL

2015 PREVIEW

STAFF

PLAYERS

OPPONENTS

2014 REVIEW

HISTORY & RECORDS





2015 TENNESSEE SOFTBALL



MEET THE STAFF





RALPH WEEKLY

CO-HEAD COACH, 14TH SEASON AT TENNESSEE

2011 NFCA HALL OF FAME INDUCTEE

28TH SEASON AS A HEAD COACH

CAREER RECORD: 1,165-381-2

CAREER RECORD AT UT: 618-188-2

At 1,165 career victories through 27 years as a collegiate head coach, Ralph Weekly continues to set the standard for success that his teams have championed through the years. The 2011 NFCA Hall of Fame inductee enters his 14th as Tennessee's co-head coach.

The National Fastpitch Coaches Association (NFCA) honored his efforts throughout a distinguished, three-decade career that has spanned from his time in the U.S. Air Force through stops at Pacific Lutheran, Chattanooga and now Tennessee, with a 2011 induction into the NFCA Hall of Fame. Voted in by his coaching peers and with the organization consisting of just 49 previous inclusions, Weekly joined Ithaca Head Coach Deb Pallozzi in ceremonies at the annual NFCA Convention in Las Vegas, Nev., in Dec. of 2011.

Looking at his career from just a Tennessee standpoint, the honor would certainly appear well deserved. During their first 13 seasons at the University of Tennessee, Weekly and his wife, Karen, have transformed the Lady Vols from a program searching for an identity into a formidable Southeastern Conference and national contender.

Taking over the reins at UT following a 24-35 campaign in 2001, the Weeklys have long since improved the Orange & White's fortunes. They guided the Lady Vols through a three-year span from 2005-07 that saw the Big Orange top the 60-win plateau all three times and post both a runner-up finish (2007) and consecutive third-place national finishes at the Women's College World Series (2005, 2006). Tennessee is coming off another impressive four-year stretch that featured three trips to the WCWS (2010, 2012, 2013) with another national runner-up finish (2013). Under the Weeklys' direction, UT has been to six Women's College World Series in the last nine years (2005, 2006, 2007, 2010, 2012, 2013) and made 12 NCAA Regional and seven NCAA Super Regional appearances.

The Lady Vols enjoyed another strong season in 2014 with a roster comprised of accomplished seniors and a slew of young rising stars. UT went 46-12 in 2014 and made its seventh trip to the NCAA Super Regionals. Tennessee went 17-7 in SEC play to finish second in the conference in the regular season.

Senior Madison Shipman was named the Honda Sports Award Winner for Softball and capped off her Tennessee career with a banner senior season, earning SEC Player of the Year, NFCA Division I All-America first-team honors and Capital One Academic All-America first-team accolades. Shipman also became the first Tennessee student-athlete in any sport to win the prestigious Senior CLASS Award. Ellen Renfro shouldered the load as the team's ace in the circle and concluded her storied Tennessee career with another impressive season. Renfro was named the Capital One Academic All-America of the Year and also earned NFCA All-Southeast Region and Second Team All-SEC honors while posting some of UT's greatest career pitching numbers since Monica Abbott. Annie Aldrete broke onto the scene as a freshman sensation, earning NFCA Division I All-America second-team honors and co-winning the inaugural NFCA Division I National Freshman of the Year trophy. Senior Melissa Davin enjoyed her finest

CAREER RECORD

Season	School	W-L-T	Pct.
1986	Pacific Lutheran	25-6	.806
1987	Pacific Lutheran	29-11	.725
1988	Pacific Lutheran	39-6	.867
1989	Pacific Lutheran	33-13	.717
1990	Pacific Lutheran	40-8	.833
1991	Pacific Lutheran	36-8	.818
1992	Pacific Lutheran	34-13	.723
1993	Pacific Lutheran	35-9	.795
1994	Pacific Lutheran	39-19	.672
1995	Chattanooga	29-21	.580
1996	Chattanooga	34-15	.694
1997	Chattanooga*	32-19	.627
1998	Chattanooga*	47-15	.758
2001	Chattanooga*	49-18	.731
2002	Tennessee*	35-25-1	.582
2003	Tennessee*	45-25	.643
2004	Tennessee*	55-16	.775
2005	Tennessee*	67-15	.817
2006	Tennessee*	61-12	.836
2007	Tennessee*	63-8	.887
2008	Tennessee*	50-16	.758
2009	Tennessee*	40-18-1	.686
2010	Tennessee*	49-15	.766
2011	Tennessee*	49-12	.803
2012	Tennessee*	52-14	.788
2013	Tennessee*	52-12	.813
2014	Tennessee*	46-12	.793
Totals:		1,165-381-2	(.753)

*Co-Head Coach with Karen Weekly

School	Record	Pct.
Pacific Lutheran (9 years)	310-93	(.769)
Chattanooga (5 years)	191-88	(.685)
Tennessee (13 years)	664-200-2	(.768)
Totals: (27 years)	1,165-381-2	(.753)

PACIFIC LUTHERAN (1986-94)

- 1988, 1992 NAIA National Champions
- 1990 NAIA National Runner-Up
- 1988, 1992 NAIA National Coach of the Year
- 1986-90, 1992-94 NAIA West Region Coach of the Year

CHATTANOOGA (1995-98, 2001)

- 2001 NCAA Regionals
- 1998, 2001 SoCon Coach of the Year
- 1995, 97-98, 2001 SoCon Regular-Season Champions
- 1996-98, 2001 SoCon Tournament Champions

TENNESSEE (2002-present)

- 2011 NFCA Hall of Fame Inductee
- 2005, 2006, 2007, 2010, 2012, 2013 Women's College World Series (3rd, 3rd, 2nd, 3rd, 7th, 2nd)
- 2007, 2013 National Runner-Up Finish
- 2005, 2006, 2007, 2010, 2012, 2013 NCAA Regional and Super Regional Champions
- 2004 NCAA Regional No. 6; 2008 & 2009 NCAA Regional No. 13; 2011 NCAA Regional No. 14; 2012 NCAA Regional No. 7; 2013 NCAA Regional No. 7
- 2006, 2011 SEC Tournament Champions
- 2007 SEC Regular Season Champions
- 2005, 2007 Speedline South Region Coaching Staff of the Year
- 2010, 2012, 2013 NFCA Southeast Region Coaching Staff of the Year
- 2004, 2007 SEC Co-Coach of the Year
- 2004, 2007 SEC Eastern Division Champions
- 2001-02 & 2002-03 UT Daily Beacon Lady Vol Coach of the Year
- 58 All-SEC or All-Freshman selections
- 48 Louisville Slugger/NFCA All-Region selections
- 30 Louisville Slugger/NFCA All-America selections
- 19 CoSIDA/Capital One Academic All-America selections
- Tennessee first SEC team to reach #1 in polls (2007)
- Tennessee first SEC team to reach WCWS Championship Series (2007)



season as a Lady Vol, hitting 14 homers, earning First Team All-SEC honors and NFCA Division I All-Southeast Region second-team honors.

The Tennessee softball team's 2013 season was truly one for the ages. The national runner-up Lady Vols can be proud of a long list of individual, team and program accomplishments that highlighted one of the finest seasons in Tennessee history.

The team finished the year at 52-12, marking the eighth season with 50 or more wins in program history. The Lady Vols made their sixth appearance in the Women's College World Series, all of which came in the last nine years (2005, 2006, 2007, 2010, 2012, 2013), and their second appearance in the Championship Series (2007, 2013). Tennessee went 16-6 in SEC play, finishing with the second-best regular-season record in the conference.

The Lady Vols finished the season as the national runner-up and were ranked at No. 5 in the final regular season USA Today/NFCA Coaches Poll and the ESPN.com/USA Softball Poll.

Seniors Raven Chavanne and Lauren Gibson and junior Madison Shipman were all named to the 2013 NFCA Division I All-American first team. UT has had at least one NFCA All-American in 10 consecutive years (2004-13) with multiple All-Americans in seven of those years (2006, 2006, 2007, 2010, 2011, 2012, 2013). The Tennessee coaching staff was named the 2013 NFCA Southeast Region Staff of the Year.

In an outstanding 2012 season, Tennessee made its fifth trip in eight years to the Women's College World Series. After a strong regular season, which featured a 19-game winning streak into the SEC Tournament, the Lady Vols hosted both the NCAA Regionals and the NCAA Super Regionals. Thanks to a loaded lineup and a stellar pitching duo of sisters Ivy Renfroe and Ellen Renfroe, UT punched its ticket to Oklahoma City once again.

The 2012 squad boasted four Louisville Slugger/NFCA All-Americans in first-team picks Lauren Gibson and Ellen Renfroe and second-team selections Raven Chavanne and Madison Shipman. Chavanne became just the third Lady Vol to earn three All-American nods and she was also a top-10 finalist for the USA Softball National Collegiate Player of the Year for the second straight season.

In 2012, Tennessee featured the top defense in the nation -- a group that lead all NCAA Division I schools with a .982 fielding percentage. UT pitchers also combined for the 11th-best ERA in the country (1.58) and the team's winning percentage ranked eighth.

Starting off the 2011 season with a preseason rating of No. 4 in the USA Today/NFCA Coaches poll and bringing in the ESPN/Rise No. 1-rated recruiting class, Weekly helped guide the Lady Vols to a 49-12 overall record, the program's second SEC Tournament crown and an eighth consecutive berth to NCAA Regionals. The 2011 Tennessee squad set a new program record for single-season HR's with a staggering 69 to crush the previous high of 52 that was set back in 1996 and equaled in both 2002 & 2005. The Big Orange also led all of NCAA Division I in hitting with a .348 team batting average, was seventh in the country in scoring at 6.87 runs per game and 11th in fielding percentage (.974).

While the UT squad ultimately fell in the title round of the 2011 Knoxville Regional, a site that many experts deemed the toughest in the country, to eventual WCWS team Oklahoma State, Tennessee still boasted numerous accolades. Weekly picked up his incredible 1,000th career victory on April 10 with a 9-0 (5 inn.) win at Ole Miss. Sophomores Lauren Gibson (.420 avg., eight HRs, 63 RBIs) and Raven Chavanne (.455 avg., 32 RBIs, 33 stolen bases)



as well as freshman Ellen Renfroe (26-7 record, 1.50 ERA, 259 Ks in 201 innings) reaped Louisville Slugger/NFCA All-American honors, while Chavanne was also selected as a Capital One Academic All-American. Renfroe was tabbed as the SEC Freshman of the Year. Chavanne ended the year as the SEC's batting average champion counting all contests at .455 while Gibson won the SEC batting title counting league match-ups only at .451. Ellen Renfroe was the SEC ERA champion counting just league contests with a 1.42 ERA.

Following the season Chavanne, Kat Dotson (.401 avg., 10 HRs, 64 RBIs), Gibson and Kelly Grieve (.376 avg., 37 RBIs, 21 stolen bases) were each invited to try out for the 2011 USA Softball Women's Senior National Team. By being chosen to the final team, Gibson and Grieve became the second and third Lady Vols all-time (Monica Abbott) to join the prestigious squad.

The 2010 slate proved a magical ride for an incredibly young squad made up of 19 players, including a total of 15 freshmen and sophomores. The Lady Vols registered a 49-15 overall record (making it eight straight 40+ win seasons) and truly peaked at the right time, rolling through their first seven games of the NCAA Tournament on the way to the program's fourth WCWS berth and another third place national finish. Along the way in NCAA action, Tennessee swept Ball State, Virginia and Louisville during the Knoxville Regional, ended No. 2 Michigan's two-year, 36-game home winning streak by sweeping two consecutive contests in the NCAA Ann Arbor Super Regionals and opened the WCWS with consecutive victories over No. 3 Arizona (9-0, 5 inn.) and No. 9 Georgia (7-5) before being eliminated by the Wildcats just one win from a berth in the best-of-three championship series.

The youthful 2010 squad was guided by a quartet of upperclassmen, including senior catcher Tiffany Huff (.312 avg., seven HR's, 45 RBIs), first baseman Erinn Webb (.318 NCAA Tourney avg., nine total HR's, 34 RBIs) and designated player Nicole Kajitani (three doubles, three HR's, 22 RBIs) as well as junior center field speedster Kelly Grieve (.373 avg., 12 doubles, 30 RBIs, 26 thefts). The team was bolstered, however, by a myriad of high-profile freshmen including Louisville Slugger/NFCA All-American outfielders Raven Chavanne (.455 avg., 64 runs, 95 hits, 26 RBIs, 37 steals) and Kat Dotson (SEC First-Team selection and Co-Freshman of the Year, .391 avg. 54 runs, 66 hits, 37 RBIs, 29 thefts), pitcher Ivy Renfroe (31-6 record, 2.41 ERA, 15 complete games, 235 K's in 232.1 IP) and third baseman Jessica Spigner (.350 avg., 14 doubles, eight HR's, 58 RBIs) and second baseman Lauren Gibson (.297

avg., eight doubles, six HR's, 39 RBIs).

In 2009, Tennessee went 40-18-1. Once again the Big Orange earned a berth into the NCAA Tournament, the program's sixth straight, falling in the NCAA Regionals. Led by the offensive production of Second Team Louisville Slugger/NFCA All-American Huff (.399 avg., 13 doubles, eight HR's and 67 RBIs), freshman Spigner (UT freshman record 14 HR's) and sophomore Grieve (.393 avg., 79 hits, 39 stolen bases) as well as 28 victories in the circle from rookie right-hander Cat Hosfield, UT downed such foes as No. 21 Massachusetts, No. 6 Oklahoma, No. 18 LSU and No. 8 Georgia during the year.

The 2008 campaign was a success as the Weeklys guided the Big Orange to a fifth consecutive 50-win season at 50-16 overall and a fifth straight berth into the NCAA Tournament Field of 64. UT advanced to the championship game of its home-hosted NCAA Regional but dropped a 4-2 decision to eventual WCWS-participant Virginia Tech.

Under their tutelage, senior third baseman Tonya Callahan (.465 avg., 62 RBIs) broke the school record for single-season home runs with 16 in 2008 on the way to being chosen as Tennessee's second consecutive SEC Player of the Year and a finalist for both the USA Softball National Player of the Year trophy and the Honda Award for Softball while reaping UT's 15th Louisville Slugger/NFCA All-America honor since 2004.

The 2007 season was the benchmark by which all future Lady Vol teams will be compared as the squad finished 63-8 for a new program-best winning percentage of .887. A third-straight trip to the WCWS ended with Tennessee becoming the first SEC program to reach the best-of-three NCAA Championship Series, eventually finishing as national runner-up with two wins over No. 4 Arizona and triumphs against No. 6 Northwestern and No. 7 Texas A&M. UT spent a record 11 consecutive weeks at No. 1 in the ESPN.com/USA Softball poll, becoming the first SEC school to reach the lofty top ranking in the league's softball history.

Four players were chosen as Louisville Slugger/NFCA All-Americans in 2007 as Monica Abbott, Lindsay Schutzler, India Chiles and Callahan each garnered national honors.

Abbott also picked up the prestigious USA Softball National Collegiate Player of the Year award and the Women's Sports Foundation's "Team Sport Athlete of the Year" trophy after registering a 50-5 record with a 0.68 ERA on the year. Chiles was the SEC's Player of the Year after hitting .459 with 44 stolen bases, while Abbott was the SEC's Pitcher of the Year. The Lady Vols led NCAA Division I in fielding percentage, winning percentage and team ERA in 2007, while picking up its first SEC regular-season title with a 23-4 league mark. For their efforts the Weeklys were chosen as the South Division Speedline Coaches of the Year, for the second time in three seasons, and as the SEC Coaches of the Year.

In 2006, the Weeklys guided the Lady Vols to a then-program-best single-season winning percentage of .836 after tallying a 61-12 record, UT's initial SEC Tournament title and WCWS victories over #1 UCLA, eventual national champion No. 3 Arizona and No. 9 Arizona State. Tennessee also led NCAA Division I in hitting by posting a staggering .342 team batting average. Pupils Sarah Fekete and Abbott led the country in batting average and pitching victories, respectively, while five Lady Vols were chosen first-team Louisville Slugger/NFCA All-Americans.

The tools and chemistry were thought to be in place for success heading into the 2005 campaign, but youth abounded for UT with a roster completely devoid of a single senior. However, the 2005 season saw Tennessee reap its initial NCAA Regional and Super Regional titles and WCWS berth, tie a then-national record with 67 wins, finish third in the nation in both national polls, garner an impressive four Louisville Slugger/NFCA All-America selections and break a long-standing national mark for single-season shutouts with 51. A Super Regional sweep over No. 4 Stanford in Palo Alto, Calif., and WCWS victories over perennial national stalwarts Arizona, Alabama and eventual national champion Michigan proved that Tennessee, under the direction of the Weeklys, was officially a power to be reckoned with in the softball world. For their efforts the UT coaches were chosen as the 2005 Speedline South Region Coaching Staff of the Year.

In 2004, the club notched a then school-record 55



RALPH WEEKLY AND USA SOFTBALL

Women's National Team Selection Committee

Chosen in Nov. 2009 to serve from 2010-2012 on a five-member committee to select the U.S. Women's National Teams



Coach/Women's National Teams Director

Won 13 total gold medals with overall record of 130-15 (.897) as coach

Men's National Team Director

Served in this capacity from 1999-2001

Hitting Coach/Team Leader--U.S. National Team (2000 Olympics-Sydney, Australia)

Was part of the second consecutive gold medal-winning U.S. National Team

Hitting Coach/Third Base Coach--U.S. National Team (1996 Olympics-Atlanta, Georgia)

Was part of the gold medal-winning U.S. National Team

Coach

Pan Am Games Qualifier Team (1994) -- Gold medalists

Assistant Coach

(All gold medalists) 1994 World Games, 1995 Pan Am Games, 1996 South Pacific Classic, 1997 Canada Cup, 1999 Pan Am Games, 1999 America Cup, 2000 European Championship and the 2001 Hawaii Cup

victories on its way to its first Eastern Division title in five years and its initial trip to NCAA Regionals since 1999. Ralph and Karen were honored as the SEC Co-Coaches of the Year as UT finished with a final ranking of 16th from ESPN.com/USA Softball and boasted its first All-American in freshman hurler Abbott. The 6-3 lefthander registered a staggering 582 K's and 45 victories in her initial campaign at Rocky Top.

Tennessee continued its upward movement in the SEC standings in 2003 and notched then the second-most victories in school history with a 45-25 mark. Despite being overlooked for a spot in the 64-team NCAA field, the Lady Vols made their first appearance at the SEC Tournament in four years and eliminated top-seeded and seventh-ranked Georgia and Auburn before being ousted by WCWS participant Alabama. Year one of the Weeklys' rebuilding effort proved to be a preview of better things to come for the Big Orange, as the tandem directed the squad to a 35-25-1 overall record in 2002 and the club's first winning season since 1999. Having lost the squad's top four hitters from the previous campaign and with their projected pitching ace facing a reduced schedule in the circle due to a torn ligament in her elbow, expectations were minimal. After being picked last in the Eastern Division, Tennessee responded with the best start in the program's seven-year existence at 21-6-1.

Under Ralph's watchful eye in the batting cages, Adrianna Wilson capped off an outstanding senior campaign by being named to the 2002 NFCA All-South Region team. Chosen to the organization's second unit as a rookie '99, the Cypress, Calif., native joined Carrie Swinford (1997, 1999) as the lone UT players to reap all-region accolades twice in her career. A first-team choice

in her final season, Wilson became UT's initial all-region honoree since 1999.

Ralph and Karen were hired as the University of Tennessee's co-head coaches on June 19, 2001. Since that day, the duo has worked tirelessly toward building UT's reputation on the diamond.

The Weeklys arrived in Knoxville after shaping Chattanooga's softball team into one of the top programs in the South upon their arrival in 1995. The tandem piloted the Lady Mocs to consecutive NCAA appearances in 2000 and 2001, the first two automatic NCAA Regional berths ever offered to the Southern Conference champion. In 2001, UTC sported an overall record of 49-18 and was an impressive 4-1 against SEC programs.

After accepting the co-head coaching position at UT, Ralph Weekly announced in August 2001 that he would be stepping down from his post as USA Softball National Teams Director, a position he had held since 1999. Weekly began his administrative stint with USA Softball in August 1998 after taking a leave of absence as head coach at Chattanooga.

Weekly, who is nationally and internationally recognized for his skills as a hitting clinician, was responsible for a variety of national team duties, including the general management of USA Softball's elite level international programs for both men and women. He also served as a liaison to the ASA National Team Selection Committee that is responsible for the elite level selection process for Olympic, Pan American Games and other USA Softball National Teams. In the summer of 2009, Weekly accepted a position on the USA Softball Women's National Teams Selection Committee where he will again assist in choosing the members to the prestigious U.S. softball squads from 2010-12.

Between 1998 and 2001, Weekly worked closely with the U.S. Olympic Committee (USOC) to ensure that USA Softball received adequate funding for its programs and was fully equipped with the technical assistance it needed. He was also instrumental in securing the funding for the development of a state-of-the-art practice facility at the ARCO Olympic Training Center in Chula Vista, Calif. This facility has been used by all of the USA Softball National Teams and will continue to be an integral part of USA Softball's success.

Success has followed Weekly throughout his career, especially as a coach for USA Softball Women's National Teams. Weekly served as the hitting coach and Team Leader for the 2000 U.S. Olympic team that claimed its second-consecutive gold medal in Sydney, Australia. Earlier, he served as the hitting and third-base coach for the U.S. contingent that brought home the gold at the '96 Summer Games in Atlanta. Under his direction, USA Softball captured the gold medal at the 1994 Pan American Games qualifier in Guatemala. He was an assistant on teams that won additional gold medals at the 1994 World Games in Nova Scotia, the 1995 Pan American Games in Argentina, the 1996 South Pacific Classic in Australia, the 1997 Canada Cup, the 1999 Pan American Games in Winnipeg, Canada, the inaugural 1999 America Cup in San Diego, the 2000 European Championship in Rome, Italy, and the 2001 Hawaii Cup in Honolulu.

As a coach and National Teams Director for USA Softball, Weekly has appeared in 13 international tournaments, winning a gold medal every time. His international coaching record is a sterling 130-15 (.897). He is the only person in collegiate softball to have served on a pair of Olympic gold-medal-winning coaching staffs and to have claimed two national championships as a head coach. He also directed all facets of the USA Men's National Team from 1999-2001.

He has developed High Performance Seminars funded by

GENERAL

2015 PREVIEW

STAFF

PLAYERS

OPPONENTS

2014 REVIEW

HISTORY & RECORDS



the USOC to establish consistent coaching philosophies for youth coaches throughout the world. In addition, Weekly has produced several instructional tapes through USA Softball, including "Fundamentals for Future Champions." In December of 2006, Ralph and co-head coach Karen Weekly released a new instructional video entitled "Hitting the Tennessee Way." In April 2012 the Weeklys will issue a new book entitled "High-Scoring Softball," the definitive guide to offensive play.

He guided the women's East team to a gold medal at the 1994 U.S. Olympic Festival in St. Louis, Mo., one year after taking the North team to a bronze medal in the Festival held in San Antonio, Texas.

Previously, Weekly was the head coach at Pacific Lutheran in Tacoma, Wash., from 1986-94, where he compiled a 310-93 (.769) record and became one of the most successful coaches in NAIA history. In his nine years at PLU, his teams made eight trips to the NAIA Tournament, returning with national championships in 1988 and 1992, and a second-place finish in 1990. His 1991 team was ranked first in the country throughout the season.

Weekly was named the National Softball Coaches Association (NSCA) Small College Coach of the Year in 1993 and was a two-time NAIA National Coach of the Year in 1988 and 1992. Incredibly, he was chosen as the NAIA West Region Coach of the Year eight times in a nine-year span, covering the 1986, 1987, 1988, 1989, 1990, 1992, 1993 and 1994 campaigns.

During the fall, he also served as an assistant football coach at PLU from 1986-93 under legendary head coach Frosty Westerling. During his time spent working on the gridiron, he helped the Lutes to three national title games and a pair of NAIA national championships (1987 & 1993). In his last year he was able to share the title-winning

experience with his son Marc Weekly, an All-American quarterback and a player responsible for 10,977 yards of career total offense.

Weekly began his coaching career in the United States Air Force, where he accumulated many championships at a variety of levels. He piloted squads to three All-Armed Forces World Titles, seven state titles at the United States Softball Association (USSA) level and three USSA Western World Championships.

He has served as the chairperson of the Gatorade High School Player of the Year Selection Committee and has published numerous articles in softball magazines and journals. In addition, Weekly has been a featured speaker at the National Fastpitch Coaches Association (NFCA) national convention and at various national baseball and softball clinics around the nation. He currently serves as the co-director of the Cherry Hill, N.J., Coaches Clinic which is the largest such event in the country. Weekly is the founder and director of National Hitting Camps, where he has taught thousands of youths in all 48 of the contiguous states and throughout Canada over the past 20+ years. He was also the Director of ASA Gold Medal Camps that featured hands-on training from U.S. Olympic staff and players from 1996-2001. Well-respected internationally as a clinician, he has represented the USA in clinics in Argentina, Australia, Canada, China, Italy, New Zealand and Taiwan.

Having retired from the United States Air Force in 1986, Weekly was the commander of the Air Force Office of Special Investigations at McChord Air Force Base in Washington, D.C., in his last duty assignment. He was awarded the Bronze Star and Vietnamese Cross of Gallantry for outstanding service in the Vietnam War. Weekly is a 1973 graduate of Arizona State University and has completed course work for a master's degree in international relations from Pacific Lutheran.



On March 3, 2014, Ralph Weekly and Karen Weekly were inducted into the Greater Chattanooga Sports Hall of Fame at the Chattanooga Convention Center.

The Weeklys and Kelly were part of a group of 19 inductees that included eight former athletes and coaches, past or present, at the University of Tennessee at Chattanooga.

"Karen and I were very humbled to be recognized with so many great sports figures in Chattanooga this evening," Ralph Weekly said. "We spent seven wonderful years at UTC and are grateful for the support we received while coaching Lady Mocs softball. It was special to be inducted with Andy Kelly, a great VFL who has meant so much to the University of

Tennessee. Honors such as this are not possible without tremendous players, coaches and administrators and we have worked with some of the best at both UTC and Tennessee."

The Weeklys were co-head coaches at Chattanooga from 1997-2001, going 223-97 in that span. Ralph Weekly was Chattanooga's head coach from 1995-96, leading UTC to a 63-36 record over those two seasons. Ralph Weekly led Chattanooga to its first Southern Conference title in 1996 and the Weeklys led the Mocs to SoCon titles in 1997, 1998, 2000 and 2001. UTC also captured five-straight regular-season championships from 1997-2001 under the direction of Ralph Weekly and Karen Weekly.



KAREN WEEKLY

CO-HEAD COACH, 14TH SEASON AT TENNESSEE

USA SENIOR NATIONAL TEAM ASSISTANT COACH

19TH SEASON AS A HEAD COACH

CAREER RECORD: 887-297-2

CAREER RECORD AT UT: 664-200-2

An 18-year collegiate softball head coaching veteran boasting 887 career wins, Karen Weekly and her husband Ralph just completed their 13th season at the helm of the Tennessee softball program. Having guided UT to a staggering 664 victories and five top three national finishes (2005, 2006, 2007, 2010, 2013) and six appearances (2005, 2006, 2007, 2010, 2012, 2013) in the annual Women's College World Series since arriving to resuscitate the program prior to the 2002 season, Karen and Ralph have made it evident that tireless recruiting and solid coaching by the experienced Weeklys and their staff can produce huge dividends to the UT softball program.

The Lady Vols enjoyed another strong season in 2014 with a roster comprised of accomplished seniors and a slew of young rising stars. UT went 46-12 in 2014 and made its seventh trip to the NCAA Super Regionals. Tennessee went 17-7 in SEC play to finish second in the conference in the regular season.

Senior Madison Shipman was named the Honda Sports Award Winner for Softball and capped off her Tennessee career with a banner senior season, earning SEC Player of the Year, NFCA Division I All-America first-team honors and Capital One Academic All-America first-team accolades. Shipman also became the first Tennessee student-athlete in any sport to win the prestigious Senior CLASS Award. Ellen Renfroe shouldered the load as the team's ace in the circle and concluded her storied Tennessee career with another impressive season. Renfroe was named the Capital One Academic All-American of the Year and also earned NFCA All-Southeast Region and Second Team All-SEC honors while posting some of UT's greatest career pitching numbers since Monica Abbott. Annie Aldrete broke onto the scene as a freshman sensation, earning NFCA Division I All-America second-team honors and co-winning the inaugural NFCA Division I National Freshman of the Year trophy. Senior Melissa Davin enjoyed her finest season as a Lady Vol, hitting 14 homers, earning First Team All-SEC honors and NFCA Division I All-Southeast Region second-team honors.

The Tennessee softball team's 2013 season was truly one for the ages. The national runner-up Lady Vols can be proud of a long list of individual, team and program accomplishments that highlighted one of the finest seasons in Tennessee history.

The team finished the year at 52-12, marking the eighth season with 50 or more wins in program history. The Lady Vols made their sixth appearance in the Women's College World Series, all of which came in the last nine years (2005, 2006, 2007, 2010, 2012, 2013), and their second appearance in the Championship Series (2007, 2013). Tennessee went 16-6 in SEC play, finishing with the second-best regular-season record in the conference.

The Lady Vols finished the season as the national runner-up and were ranked at No. 2 in the final USA Today/NFCA Coaches Poll and the ESPN.com/USA Softball Poll.

Seniors Raven Chavanne and Lauren Gibson and junior Madison Shipman were all named to the 2013 NFCA Division I All-America first team. UT has had at least one NFCA All-

CAREER RECORD

Season	School	W-L-T	Pct.
1997	Chattanooga*	32-19	.627
1998	Chattanooga*	47-15	.758
1999	Chattanooga	48-18	.727
2000	Chattanooga	47-27	.635
2001	Chattanooga*	49-18	.731
2002	Tennessee*	35-25-1	.582
2003	Tennessee*	45-25	.643
2004	Tennessee*	55-16	.775
2005	Tennessee*	67-15	.817
2006	Tennessee*	61-12	.836
2007	Tennessee*	63-8	.887
2008	Tennessee*	50-16	.758
2009	Tennessee*	40-18-1	.686
2010	Tennessee*	49-15	.766
2011	Tennessee*	49-12	.803
2012	Tennessee*	54-14	.788
2013	Tennessee*	52-12	.813
2014	Tennessee*	46-12	.793

Totals: **887-297-2** **(.749)**

*Co-Head Coach with Ralph Weekly

School	Record	Pct.
Chattanooga (5 years)	223-97	(.697)
Tennessee (13 years)	664-200-2	(.768)
Totals: (18 years)	887-297-2	(.749)

CHATTANOOGA (1997-2001)

- 2000-01 NCAA Regionals
- 1999, 2001 SoCon Coach of the Year
- 1997-2001 SoCon Champions
- 1997-98, 2000-01 SoCon Tournament Champions

TENNESSEE (2002-present)

- 2005, 2006, 2007, 2010, 2012, 2013 Women's College World Series (3rd, 3rd, 2nd, 3rd, 7th, 2nd)
- National Runner-Up Finish 2013, 2007
- 2005, 2006, 2007, 2010, 2012, 2013 NCAA Regional and Super Regional Champions
- 2004 NCAA Regional No. 6; 2008 & 2009 NCAA Regional No. 13; 2011 NCAA Regional No. 14; 2012 NCAA Regional No. 7; 2013 NCAA Regional No. 7
- 2006, 2011 SEC Tournament Champions
- 2007 SEC Regular Season Champions
- 2005, 2007 Speedline South Region Coaching Staff of the Year
- 2010, 2012, 2013 NFCA Southeast Region Coaching Staff of the Year
- 2004, 2007 SEC Co-Coach of the Year
- 2004, 2007 SEC Eastern Division Champions
- 2001-02 & 2002-03 UT Daily Beacon Lady Vol Coach of the Year
- 58 All-SEC or All-Freshman selections
- 48 Louisville Slugger/NFCA All-Region selections
- 30 Louisville Slugger/NFCA All-America selections
- 19 CoSIDA/Capital One Academic All-American selections
- Tennessee first SEC team to reach #1 in polls (2007)
- Tennessee first SEC team to reach WCWS Championship Series (2007)

GENERAL

2015 PREVIEW

STAFF

PLAYERS

OPPONENTS

2014 REVIEW

HISTORY & RECORDS





Following the season Chavanne, Dotson, Gibson and Kelly Grieve (.376 avg., 37 RBI's, 21 stolen bases) were each invited to try out for the 2011 USA Softball Women's Senior National Team, although Dotson was forced to withdraw prior to the selection camp because of an injury. By being chosen to the final team, Gibson and Grieve became the second and third Lady Vols all-time (Monica Abbott) to join the prestigious squad.

The 2010 campaign proved a magical ride for an incredibly young Tennessee squad made up of 19 players, including a total of 15 freshmen and sophomores. The Lady Vols registered a 49-15 overall record (making it eight straight 40+ win seasons) and truly peaked at the right time, rolling through their first seven games of the NCAA Tournament on the way to the program's fourth WCWS berth and another third place national finish. Along the way in NCAA action, Tennessee swept Ball State, Virginia and Louisville during the Knoxville Regional, ended No. 2 Michigan's two-year, 36-game home winning streak by sweeping two consecutive contests in the NCAA Ann Arbor Super Regionals and opened the WCWS with consecutive victories over No. 3 Arizona (9-0, 5 inn.) and No. 9 Georgia (7-5) before being eliminated by the Wildcats just one win from a berth in the best-of-three championship series.

The youthful 2010 squad was guided by a quartet of upperclassmen, including senior catcher Tiffany Huff (NFCA All-South Region choice, .312 avg., seven HR's, 45 RBIs), first baseman Erinn Webb (.318 NCAA Tourney avg., nine total HR's, 34 RBIs) and designated player Nicole Kajitani (three doubles, three HR's, 22 RBIs) as well as junior center field speedster Kelly Grieve (.373 avg., 12 doubles, 30 RBIs, 26 thefts). The team was bolstered, however, by a myriad of high-profile freshmen including Louisville Slugger/National Fastpitch Coaches Association (NFCA) All-American outfielders Raven Chavanne (.455 avg., 64 runs, 95 hits, 26 RBIs, 37 steals) and Kat Dotson (SEC First-Team selection and Co-Freshman of the Year, .391 avg., 54 runs, 66 hits, 37 RBIs, 29 thefts), pitcher Ivy Renfro (31-6 record, 2.41 ERA, 15 complete games, 235 K's in 232.1 IP) and third baseman Jessica Spigner (.350 avg., 14 doubles, eight HR's, 58 RBIs) and second baseman Lauren Gibson (.297 avg., eight doubles, six HR's, 39 RBIs).

As a team the powerful Tennessee offense recorded a .321 batting average, scored 6.4 runs-per-game, tied the program record for triples with 19 and blasted 51 HR's, coming up just one big fly short of tying the school single-

season mark.

During the 2009 season, Tennessee continued its string of 40+ win campaigns by putting up a 40-18-1 overall record. Once again the Big Orange earned a berth into the NCAA Tournament, the program's sixth straight, falling in the NCAA Regionals. Led by the offensive production of Second Team Louisville Slugger/NFCA All-American Tiffany Huff (.399 avg., 13 doubles, eight HR's and 67 RBIs), freshman All-Southeast region selection Jessica Spigner (UT freshman record 14 HR's) and sophomore All-Southeast Region choice Kelly Grieve (.393 avg., 79 hits, 39 stolen bases) as well as 28 victories in the circle from rookie right-hander Cat Hosfield, UT downed such foes as No. 21 Massachusetts, No. 6 Oklahoma, No. 18 LSU and No. 8 Georgia during the year.

The 2008 campaign was a success as the Weeklys guided the Big Orange to a fifth consecutive 50-win season and a fifth straight berth into the NCAA Tournament Field of 64. UT advanced to the championship game of its home-hosted NCAA Regional but dropped a 4-2 decision to eventual WCWS-participant Virginia Tech.

Under their tutelage, senior third baseman Tonya Callahan (.465 avg., 62 RBIs) broke the school record for single-season home runs with 16 on the way to being chosen as Tennessee's second consecutive SEC Player of the Year and a finalist for both the 2008 USA Softball National Player of the Year trophy and the Honda Award for Softball while reaping UT's 15th Louisville Slugger/National Fastpitch Coaches Association (NFCA) All-America honor since 2004. Senior shortstop Kenora Posey and freshman infielder Jen Lapicki each earned All-SEC accolades. Karen's slap-hitting standouts, Lillian Hammond and Kenora Posey, were responsible for .362 and .349 averages, respectively, 96 total runs scored and 67 combined stolen bases.

The 2007 season was the benchmark by which all future Lady Vol teams will be compared as the squad finished at 63-8 for a new program-best win percentage of .887. A third-straight trip to the Women's College World Series ended with Tennessee becoming the first Southeastern Conference program to reach the best-of-three NCAA Championship Series, eventually finishing as national runner-up with two wins over No. 4 Arizona and single triumphs against No. 6 Northwestern and No. 7 Texas A&M. UT spent a record 11 consecutive weeks at No. 1 in the ESPN.com/USA Softball poll, becoming the first SEC school to reach the lofty top ranking in the league's softball history.

KAREN WEEKLY AND USA SOFTBALL

Women's National Team Coaching Pool (2011-12)

Was selected to the U.S. Women's National and Junior Women's National coaching pool for 2011-12. Helped the U.S. Senior National Team to the World Cup of Softball VII title and a silver medal in the ISF Fastpitch World Championships. She also served as the coach of the USA Elite team.

U.S. Women's National Team - Assistant Coach (2013)

-- Served as an assistant coach for the U.S. Women's Senior National Team in August of 2013, helping the Red, White and Blue win gold medals in both the Mayor's Cup and the Pan American Games Qualifier.

Four players were chosen as Louisville Slugger/NFCA All-Americans in 2007 as Monica Abbott, Lindsay Schutzler, India Chiles and Callahan each garnered national honors. Abbott also picked up the prestigious USA Softball National Collegiate Player of the Year award and the Women's Sports Foundation's Team Sport Athlete of the Year trophy after going 50-5 with a 0.68 ERA on the year. Chiles was the SEC's Player of the Year after hitting .459 with 44 stolen bases. The Lady Vols led NCAA Division I in fielding percentage, winning percentage and team ERA in 2007 while picking up its first SEC regular-season title. For their efforts the Weeklys were South Division Speedline Coaches of the Year, for the second time in three seasons, and as the SEC Coaches of the Year. Karen Weekly also presided over her 500th career coaching victory on February 24, 2007, when UT downed Michigan State, 3-0, at the Palm Springs Classic in Cathedral City, Calif.

Weekly's tutelage helped guide Tennessee to a then-program-best .836 winning percentage in 2006 at 61-12 overall, a No. 2 national ranking during the regular season and a second consecutive trip to the Women's College World Series in Oklahoma City, Okla., where UT finished third nationally and downed #1 UCLA, #3 Arizona and #9 Arizona State. One of her slap-hitting pupils, senior outfielder Sarah Fekete, led NCAA Division I in batting average at a staggering .500 (110-of-220) as the UT squad combined to lead the country in team hitting at .342. In all three of the top five hitters in the Southeastern Conference by average in 2006 learned under the watchful eye of Karen and co-head coach Ralph Weekly, as Fekete, Chiles (.437) and Schutzler (.409) gave the league statistics a definitive orange tint. Five members of Weekly's team also were selected as first-team Louisville Slugger/NFCA All-Americans to lead NCAA Division I in that category.

UT also achieved another program-first in '06 as the Orange & White raced through the field at the annual SEC Tournament to pick up its first league tournament title with a 3-0 victory over #12 LSU at the UGA Softball Stadium in Athens, Ga. UT hosted the NCAA Regional round at home for the second straight year and added the Super Regionals to the Tyson Park slate after roaring through the opening round a perfect 3-0. The Big Orange faced a serious challenge as defending national champion Michigan ventured to Knoxville for the best-of-three Super Regional series. After downing UM 5-3 and then dropping a tough 5-1 decision to the Wolverines in game two, UT prevailed 1-0 in the finale to send the Orange and White back to the WCWS.

Throughout the Weeklys tenure at Tennessee, the Big Orange have been known for tremendous speed, skyrocketing batting averages and outstanding fielding

percentages, as UT led the nation in the latter category in both 2004, 2005 and 2007.

The Orange's and White rapid climb from a 24-win program in 2001 to a national power reached a new peak during a stunning 2005 run to a third-place finish at the Women's College World Series and a national record-tying 67 victories. UT led the nation in fielding percentage (.982), shutouts (51), strikeouts (787) and victories (67) while setting program marks for runs scored (404), hits (678) and stolen bases (127) and tying the single-season record for home runs (52). Tennessee's regular-season efforts permitted the program the opportunity to host the NCAA Regionals at Tyson Park for the first time in UT history. The home field advantage paid dividends as the Lady Vols went 3-0 to advance to NCAA Super Regionals in Palo Alto, Calif., against Stanford. A two-game road sweep over the powerful Pac-10's Cardinal granted Tennessee its first trip to the WCWS. For their efforts the coaches were chosen as the Speedline South Region Coaching Staff of the Year.

The Weeklys were honored as the SEC Coaches of the Year by their peers after directing UT to its first Eastern Division championship since 1999 during the 2004 campaign. The Orange was awarded the second seed at NCAA Regional No. 6 in Ann Arbor, Mich., and collected its first two victories in just the program's second trip to NCAAs. The Lady Vols sported an overall mark of 55-16 and captured tournament titles at their own Lady Vol Classic, the New Mexico State Kick-Off Invitational, the Paradise Classic hosted by the University of Hawaii and the State-Line Classic. Tennessee also reached the semifinal round of the SEC Tournament for the second straight time.

UT continued to climb the ladder of success in 2003, capturing three tournaments and posting several victories over ranked opponents, including league rivals Alabama, Georgia, LSU and South Carolina. Perhaps the most impressive breakthrough occurred as the Lady Vols secured the sixth seed for the Southeastern Conference Tournament and matched their top performance at the event with a couple of triumphs while facing elimination. The Orange were involved in a record four extra-inning tilts during their journey to Plant City, Fla., and managed to oust Auburn and the league's number-one team, Georgia, after dropping regular-season series to the Tigers and Bulldogs.

Continued evidence of the team's progress was shown by a 34-point increase in batting average from 2002 to 2003 under the Weekly regime and a healthy boost to the squad's power numbers, including the most total bases (787), hits (543), runs batted in (280), runs (310) and doubles (102) since the 1999 edition slugged its way to the Eastern Division crown and NCAA Regional No. 3 in Seattle, Wash.

In their debut campaign, the Weeklys presided over the biggest turnaround in UT's softball history, as the team rebounded from a lackluster 24-35 effort to finish 35-25-1 in 2002. The Lady Vols showed marked improvement in every area - offensively, defensively and in the pitching circle. Despite just one returning starter in her natural position, the rest of the orange-clad players enjoyed a tremendous upswing under the Weeklys' tutelage. In fact, UT registered a team batting average that was 40 points higher than the previous season and recorded a school-record fielding percentage of .965 after shaving a massive 44 errors off its '01 figure. In addition, the club's offensive statistics jumped across the board, including a school-record-tying 52 home runs.

Upon arriving in Knoxville, Weekly brought a wealth of experience gained from being an All-America softball player at Pacific Lutheran University in Tacoma, Wash., a national

GENERAL

2015 PREVIEW

STAFF

PLAYERS

OPPONENTS

2014 REVIEW

HISTORY & RECORDS



title-winning assistant coach at PLU in 1988 and 1992, and a championship head coach at the University of Tennessee at Chattanooga for five seasons. During her tenure, the Lady Mocs claimed five straight Southern Conference regular-season trophies, four SoCon Tournament plaques and the team made successive appearances at the 2000 and 2001 NCAA Regionals.

After Karen served as an assistant coach at UTC in 1995 and 1996, the Weeklys combined their efforts to direct the Lady Mocs to the top of the SoCon in their first two campaigns in charge of the program together. The 1997 season featured an overall record of 32-19, while the '98 edition registered a school-record 47 victories and three players earned first-team All-South Region accolades.

While Ralph was on a leave of absence from Chattanooga to handle his Olympic duties in 1999 and 2000, the Lady Mocs' program continued to make steady improvement under Karen's tutelage. In her initial season as head coach in '99, UTC led the SoCon with a .303 batting average and a 1.47 earned run average en route to a school-best 48-18 overall record to go along with a spotless 16-0 mark in regular-season conference play. Weekly guided a record six individuals to first-team All-SoCon accolades that season and Chattanooga became the inaugural team to sweep all of the postseason honors issued by the conference office.

In 2000, the Lady Mocs were 47-27 and earned the program's first NCAA Regional berth by winning three-straight games after a loss to Furman to take the SoCon Tourney and secure the initial automatic bid for the conference into the 48-team regional field. Sent to the No. 1 Regional held in Seattle, Wash., the Mocs fell to Mississippi State, 6-1, before bouncing back to knock out Army, 6-4, in nine innings. The squad would later be eliminated at the event after suffering a 2-1 defeat to nationally-ranked Utah. UTC's pitching staff was the key to its success, sporting an impressive 1.58 earned run average with every hurler having an ERA of 1.80 or lower.

In rolling to a 49-18 overall mark in 2001, including four wins in five outings against SEC competition and a triumph over then-third-ranked Alabama in Tuscaloosa, the Weeklys helped the Mocs to another NCAA appearance following Southern Conference regular-season and post-season crowns. Six more Lady Mocs etched their names on the first-team all-league list after UTC racked up an 18-2 ledger in SoCon play and the Weeklys were selected as league Coaches of the Year.

Karen was Ralph's top assistant at Pacific Lutheran from 1987-94 after earning her bachelor's degree in history and political science magna cum laude from the University in 1987. The duo spearheaded the Lutes to NAIA national championships in 1988 and 1992 and a runner-up finish in 1990.

At PLU, where she was known as Karen Kvale, Weekly excelled as a student-athlete. She was named Female Athlete of the Year and led NAIA hitters with a .440 batting average during her All-America senior season. Her skills were not limited to the diamond either, as she was a three-year starter on the basketball team.

With a 3.8 grade point average, Weekly was a two-time Academic All-American, garnering honors in 1986 and 1987. In both '85 and '86, she was the recipient of the prestigious Pacific Lutheran University Undergraduate Fellow/Division of Social Sciences Award.

She later earned her juris doctor degree from the University of Washington's School of Law in 1990. At Chattanooga, Weekly was an assistant professor in the College of Business Administration from August 1995 until May 2001, where she taught a course entitled the "Legal



Environment of Business." From 1996-99, she served on the UTC Faculty Committee on Student Rating of Faculty Instruction. In addition, Weekly was an administrative law judge and a member of the school's Gender Equity Committee from 1996 until her departure from Chattanooga. She remains an administrative law judge at the University of Tennessee.

Previously, she was an associate attorney at Grant, Konvalinka & Harrison in Chattanooga from November 1994 to August 1995 after working in a similar capacity at Williams, Kastner & Gibbs in Seattle from September 1990 through November 1994.

Weekly holds memberships in the National Fastpitch Coaches Association (NFCA), where she has held several committee positions, and the Academy of Legal Studies in Business. She is a member of the American Bar Association and is permitted to practice law in the states of Tennessee and Washington.

Having traveled all over the nation to spread her knowledge about the sport, Weekly has been a co-owner and director of National Hitting Camps since 1988. She also has been a lead instructor at ASA Elite Hitting Camps in Midland, Texas, and in Oklahoma City, Okla., and has been a featured speaker at several coaching clinics around the country. She has spoken at the "Be the Best You Are" clinic in Cherry Hill, N.J., during each of the last six years, covering such topics as developing power and bat speed, the short game, scouting opponents and developing a rapport between the coach and players.

In December 2007, Weekly released a video entitled "The Tennessee Slap Attack," an instructional tape teaching the fundamentals of slap-hitting. In April 2012 the Weeklys will issue a new book entitled "High-Scoring Softball," the definitive guide to offensive play.

Weekly is currently serving as a member of the coaching pool for the various teams associated with the prestigious USA Softball program. She traveled to the Olympic Training Center in Chula Vista, Calif., in June 2011 to help with the USA Softball Women's Senior National Team Selection Camp.

In the summer of 2012, she served as an assistant coach on the U.S. Senior National Team, helping lead the squad to a title in the World Cup of Softball VII, a second-place showing in the Canadian Open Championship and a silver medal in the ISF Fastpitch World Championships in Canada. She also served as head coach for the 2012 Elite Team.



MARTY MCDANIEL

ASSISTANT COACH, 11TH SEASON AT TENNESSEE

20TH SEASON AS A COLLEGIATE COACH

13TH SEASON AS A COLLEGIATE ASSISTANT COACH

CAREER RECORD (HEAD AND ASSISTANT): 871-250-1

CAREER RECORD AT UT: 595-168-1

Lauded for his teaching ability and his overall knowledge of the game, Marty McDaniel continues to provide his outgoing personality and boundless enthusiasm to the Lady Vol softball program. McDaniel enters his 11th season as assistant coach on the staff of Tennessee co-head coaches Ralph and Karen Weekly. A former head coach at Division II Armstrong Atlantic State University (Ga.), McDaniel's experience as both a coach and as a men's fastpitch veteran has been invaluable to the UT efforts.

During his time on the UT softball staff, McDaniel has been vital to the program's stunning success. His pitching pupils such as standouts Monica Abbott, Megan Rhodes, Ashton Ward, Cat Hosfield, Ivy Renfroe and Ellen Renfroe have helped extend Tennessee's streak of 40+ win seasons to 12 following the 2014 campaign. During his 10 years at Tennessee (2005-14) his pitching staffs have led the nation in ERA and strikeouts (2007), set a national record for shutouts (51 in 2005) and helped the Big Orange to 529 total victories, an average of 53 wins-per-season.

In 2014, senior Ellen Renfroe shouldered the load as UT's ace, becoming just the third pitcher in program history to record 30 wins in a season while helping lead Tennessee to the NCAA Super Regionals for the seventh time. The pitching staff of Renfroe, Erin Gabriel, Rainey Gaffin and Cheyanne Tarango combined for 21 shutouts and 382 strikeouts over 376.2 innings. Gaffin, a sophomore in her first season as a collegiate pitcher, threw the 45th no-hitter in Tennessee history, shutting down Wright State over six hitless frames with six strikeouts on March 5, 2014. Renfroe finished her career ranked second in several Tennessee career pitching categories, including ERA (1.65), starts (129), wins (102), shutouts (41), innings pitched (872.0) and strikeouts (1,005).

Sisters Ivy Renfroe and Ellen Renfroe were outstanding in the circle once again in 2013, leading Tennessee back to the Women's College World Series for the sixth time in nine years. UT posted 22 shutouts in 2013 and limited opponents just two runs per game. The team's ERA of 1.84 ranked 13th in the nation. Ellen Renfroe shined in the WCWS, earning All-Tournament honors after dominating complete-game performances against Florida and Washington and a courageous 13-strikeout, 11-inning duel with Oklahoma's Keilani Ricketts in the Championship Series.

Powered by the 1-2 punch the Renfroe sisters in 2012, the Tennessee pitching staff posted the 11th-best ERA in the nation (1.58). Ellen Renfroe went on to earn her second Louisville Slugger/NFCA All-America honors after another stellar year in the circle. Ivy Renfroe raised her game to another level in the NCAA Tournament, compiling a 6-2 record with a 1.29 ERA and 39 strikeouts in 48.2 innings of work to carry UT to the Women's College World Series.

With the addition of freshman Ellen Renfroe to a Lady Vol staff already made up of returning sister Ivy and Hosfield, the UT pitching staff registered a standout 2011 campaign. The trio combined to rate second in the league in team ERA (1.86) and 23rd in the category over all of NCAA Division I. Ellen Renfroe led the SEC in ERA (counting league contests only)

CAREER RECORD

Season	School	W-L-T	Pct.
1996	Chattanooga*	34-15	.694
1997	Chattanooga*	32-19	.627
1998	Armstrong Atlantic St.	27-22	.551
1999	Armstrong Atlantic St.	42-10	.808
2000	Armstrong Atlantic St.	51-7	.879
2001	Armstrong Atlantic St.	33-14	.702
2002	Armstrong Atlantic St.	40-7	.851
2003	Armstrong Atlantic St.	41-13	.759
2004	Armstrong Atlantic St.	42-9	.824
2005	Tennessee*	67-15	.817
2006	Tennessee*	61-12	.836
2007	Tennessee*	63-8	.887
2008	Tennessee*	50-16	.758
2009	Tennessee*	40-18-1	.686
2010	Tennessee*	49-15	.766
2011	Tennessee*	49-12	.803
2012	Tennessee*	52-14	.788
2013	Tennessee*	52-12	.813
2014	Tennessee*	46-12	.793

Totals:	Head Coach	276-82	(.771)
	Assistant Coach	595-168-1	(.779)

Overall Totals	871-250-1	(.777)
-----------------------	------------------	---------------

*Assistant Coach

School	Record	Pct.
Chattanooga (2 years)	66-34	(.660)
Armstrong Atlantic St. (7 years)	276-82	(.771)
Tennessee (10 years)	529-134-1	(.797)
Totals: (19 years)	871-250-1	(.777)

CHATTANOOGA (1996-1997)

- 1996, 1997 Southern Conference Champions

ARMSTRONG ATLANTIC STATE (1998-2004)

- 2000, 2002, 2003, 2004 NCAA Division II Regionals
- 2002 NCAA DII Statistical Champions (Best Won-Lost Record)
- 2001 NCAA DII Statistical Champions (Best Fld. Percentage)
- 2000 Peach Belt Conference Champions
- 2000 South Atlantic Region Coach of the Year
- No. 1 regular-season ranking in NFCA DII Poll (2000)

TENNESSEE (2005-present)

- 2005, 2006, 2007, 2010, 2012, 2013 Women's College World Series (3rd, 3rd, 2nd, 3rd, 7th, 2nd)
- 2005, 2006, 2007, 2010, 2012, 2013 NCAA Regional and Super Regional Champions
- 2005, 2007 Speedline South Region Coaching Staff of the Year
- 2010, 2012, 2013 NFCA Southeast Region Coaching Staff of the Year
- 2006 SEC Tournament Champions
- 2007 SEC Regular Season Champions
- 29 Louisville Slugger/NFCA All-American selections
- 44 Louisville Slugger/NFCA All-Region selections
- 52 All-SEC or All-Freshman selections
- 19 CoSIDA/Capital One Academic All-American selections
- 2005 pitching staff set national record for shutouts (51)
- 2007 pitching staff led nation in ERA (0.88) and K's (910)
- Tennessee first SEC team to reach #1 in polls (2007)
- Tennessee first SEC team to reach WCWS Championship Series (2007)



with a sterling 1.42 mark on her way to SEC Freshman of the Year accolades and posted a 26-7 overall mark (fourth in the SEC in wins) to go along with a 1.50 ERA and 259 strikeouts over 201 innings. Included in her efforts were a 20-strikeout effort during a 2-1 (10 inn.) victory over #22 Auburn and seven total 10+K contests. Ivy Renfro finished seventh in the league in triumphs, as part of her 19-4 record, and ninth in ERA (counting all games) at 2.07 while posting 157 K's in 152.1 frames of effort. The Jackson, Tenn., native also twirled her second (vs. Mississippi State - April 22) and third (vs. Liberty - May 20) career no-hitters during her sophomore campaign. As a junior Hosfield added a 4-1 mark with a 2.92 ERA over 38.1 innings of work with 24 strikeouts.

Faced with an young and inexperienced staff consisting of returning sophomores Cat Hosfield and Jessica Spigner and two incoming freshmen, Ivy Renfro and Andi Williamson, McDaniel helped the 2010 group settle in to post 49 wins, the league's fifth-best ERA at 2.78 and 12 shutouts. His new pupil Renfro truly thrived under his direction, posting a 31-6 mark with a 2.41 ERA, 15 complete games and 235 strikeouts over 232.1 innings of work. She became the first Lady Vol pitcher not named Monica Abbott to win 30 or more games in a single season and post a victory at the annual Women's College World Series. The 6-0 right hander registered perhaps her finest effort during NCAA Super Regionals at No. 2 Michigan, flirting with a no-hitter for 6.1 frames before settling for a two-hit shutout to end the powerful Wolverines two-year, 36-game home winning streak. Renfro also three-hit eventual national finalist No. 3 Arizona in UT's WCWS opener as Tennessee rolled past the Wildcats, 9-0 (5 inn.). Hosfield was solid from the circle in support in 2010, registering a 17-8 overall mark with a 3.27 ERA with six complete games and 130 K's in 171.1 innings. During her campaign, the Murfreesboro, Tenn., product posted victories over high-profile foes including No. 15 Texas, Illinois State, Ole Miss, Auburn, No. 4 Florida, Louisville and No. 2 Michigan. Typically a third baseman, Spigner recorded a pitching win over Austin Peay and picked up a crucial save during a 5-4 home triumph over No. 9 Georgia, while Williamson allowed just a single tally in five innings of work over three appearances.

Rookie righthander Hosfield led the way for the Lady Vol pitching crew in 2009, posting a 28-13 record with six solo shutouts and 221 strikeouts in 257.1 innings of

work. She tied for 12th in NCAA Division I in wins, second in the Southeastern Conference in victories, rated fourth in strikeouts (221) and 11th in opposing batting average (.222), while posting high-profile victories over No. 6 Oklahoma (twice), No. 15 Massachusetts, No. 18 LSU (twice), No. 25 Kansas and Auburn (three wins). Included in her SEC All-Freshman campaign was a hard-fought 2-1 defeat to eventual national champion Washington, during which Hosfield allowed just two runs on seven hits in a duel with 2009 USA Softball National Player of the Year Danielle Lawrie. Forced to look further into the staff as the long '09 season wore on, he helped senior Danielle Pieroni to an 8-3 mark over 57 innings of work after she entered the year with all of 22.2 frames of collegiate pitching experience. He even helped freshman Spigner, who hadn't thrown in a pitch in nearly a year, contribute 16 innings, including a big 6-3 win at No. 8 Georgia.

His charges in the circle helped guide Tennessee to a fifth consecutive 50-win campaign in 2008 while posting 17 shutouts, a 2.10 team ERA and 431 K's in 437.0 innings of work. Freshman righthander Ward spent the season among the SEC win leaders and finished 25th in NCAA Division I in victories by going 27-5 overall with a team-best 1.88 ERA and 187 strikeouts. Senior Rhodes was responsible for 23 triumphs, 213.1 innings of work and 233 K's. The Nashville, Tenn., native concluded her time wearing the Orange & White firmly entrenched in the Lady Vol top four in career wins, K's, shutouts, ERA, appearances, starts and winning percentage. Junior Pieroni demonstrated improvement in the circle during 2008 by working 19.1 frames and highlighting her year with 2.2 innings of scoreless relief in an exhibition contest against the U.S. Olympic Softball Team.

During the 2007 drive to a runner-up national finish at the Women's College World Series, McDaniel helped the Tennessee staff to an NCAA-best 0.88 ERA to go along with 63 wins, 41 shutouts and a national single-season record strikeout-per-seven-inning ratio of 13.55 on 910 combined K's over 470 innings of work. His pupils in the circle, Abbott and Rhodes, finished first (14.1) and fourth (11.7), respectively, in K-per-seven-inning ratio in the country. Senior Abbott led the way in single-season strikeouts with an NCAA record 724. She completed her stay in the Orange & White as the NCAA career leader in wins (189), strikeouts (2,440), shutouts (112), appearances



(253) and innings pitched (1,448.0). Rhodes struck out 186 batters over just 111.2 frames of work while going 13-3 with a 1.50 ERA. The duo also combined to hurl eight no-hitters, including three perfect games (two for Abbott, one for Rhodes). For his efforts, he was named as part of Speedline's South Region Coaching Staff of the Year for the second time in three seasons (2005).

His pitching staff continued their stellar work in the circle during UT's run to the WCWS in 2006 by leading the league in ERA at 1.12 with a 61-12 overall record, 37 shutouts and 682 strikeouts. Junior All-American Abbott led the nation in victories with 44 and broke the SEC career records for K's and triumphs during the regular-season after posting a 44-10 mark with 531 K's. Sophomore Rhodes continued her rapid improvement by going 17-2 overall with a 1.40 ERA and 148 strikeouts in just 120 innings of work. The staff hurled three consecutive no-hitters during the title-winning USF adidas Tournament and almost got a fourth straight as a bloop single by UMass in the fifth inning of the championship contest broke up the amazing bid.

Working primarily with the pitching and catching positions during the record-setting 2005 campaign, McDaniel instructed a group of hurlers that broke a long-standing national record for shutouts with 51 blankings while helping guide UT's initial advance into the WCWS. The first-year McDaniel's charges combined for 67 victories in the circle with an overall ERA of 0.79 and 787 strikeouts in 547.0 innings. Sophomore Abbott became the program's first two-time, first-team All-American after leading the nation in victories (50), shutouts (34), strikeouts (603) and innings pitched (392.0). Rookie pitcher Rhodes posted 14 victories and 125 K's on her way to SEC All-Freshman honors.

Granted the responsibility of building the softball program at Armstrong Atlantic State (Ga.) from its infancy in 1998, McDaniel turned the AASU varsity program into a winning machine that captured its initial Peach Belt Conference championship in 2000, garnered four NCAA Championship berths (2000, 2002, 2003, 2004) and achieved a No. 1 ranking in the National Fastpitch Coaches Association (NFCA) poll during the 2000 campaign. His conference-winning squad in 2000 picked up an impressive 51 victories against just seven losses and registered an 18-2 league mark in PBC play.

With the assistance of four All-Americans, McDaniel's 2004 AASU squad advanced all the way to the South Atlantic Regional. Record-setting senior pitcher Katya Eronina picked up her second-consecutive first-team NFCA All-America honor while a pair of seniors, Stacey Richardson and Kissy Stepanova, garnered second-team All-America awards. Junior second baseman Stacy Oliver was selected as a third-team All-American.

During the 2003 campaign, AASU utilized the pitching of NFCA All-America Eronina, the Division II leader in earned-run-average, to advance to the South Atlantic Region final. The Pirates achieved a final ranking of 16th and completed the season at 41-13 overall.

All-Americans Annie Sells and Richardson helped guide the 2002 version of McDaniel's Pirates to a No. 2-seeding at the South Atlantic Regional and another final ranking of 16th. AASU registered the best won-lost record in Division II with a 40-7 mark while Richardson was the NCAA's DII home run champion with a school-record 16 round-trippers. The squad finished with a 15-2 mark for a second-place finish in the Peach Belt Conference.

The 2000 South Atlantic Coach of the Year, McDaniel has had experience on the Weekly's staff before as he joined AASU from the University of Tennessee at Chattanooga. During his two-plus year stint on the staff of then Head Coach Ralph Weekly, also a U.S. Olympic Assistant Coach, Chattanooga won two Southern Conference Championships.

A native of Chattanooga, Tenn., McDaniel received his Bachelor of Science degree from Carson-Newman College in 1989 and also assisted with the baseball team as a coach for two seasons. As a top-rated pitcher, McDaniel has made numerous all-region squads in the sport of men's fastpitch softball.

During 2008 he was honored in a ceremony at Armstrong Atlantic State as a coaching inductee into the softball program's "Wall of Fame."

McDaniel and his wife, the former Kelly Stewart, currently reside in Knoxville, Tenn. The pair have a child, Lindsey Jo, who was born during the 2005 softball campaign.

GENERAL

2015 PREVIEW

STAFF

PLAYERS

OPPONENTS

2014 REVIEW

HISTORY & RECORDS





PATRICK LAWSON

DIRECTOR OF OPERATIONS, SEVENTH SEASON AT TENNESSEE

Patrick Lawson enters his second season as Tennessee's director of softball operations.

Lawson's duties include coordinating team travel and meals, directing home events, organizing recruit visits, managing and distributing uniforms and equipment, overseeing the team managers and executing various day-to-day duties.

Lawson previously worked in Tennessee event management for five years, overseeing game days and managing events for UT's softball, soccer and women's golf teams.

Lawson should be a familiar face to Lady Vol softball fans as he has orchestrated UT softball regular-season and postseason

games in recent years. He has played a major role in producing enjoyable and safe game day experiences at Sherri Parker Lee Stadium and he has been vital to behind-the-scenes coordination for Tennessee's appearances in the SEC Tournament, the NCAA Regionals, the NCAA Super Regionals and the Women's College World Series.

Lawson earned his bachelor's degree in sports management and his master's degree in kinesiology from the University of Tennessee. Lawson, his wife, Caroline, and daughters, Maddie and Olivia, live in Knoxville.



HOLLY FRANTZ

ASSISTANT STRENGTH & CONDITIONING COACH

Holly Frantz is in her sixth year as a Tennessee assistant strength & conditioning coach and she enters her third season working with the UT softball team.

Frantz, who also works with the Lady Vol volleyball team, designs and implements comprehensive programs that maximize the student-athletes' strength, speed, agility, quickness and conditioning.

She arrived in Knoxville in the summer of 2009 after working as an assistant strength & conditioning coach at Xavier University

from 2005-09. She was previously a strength & conditioning intern at the University of Notre Dame from 2004-2005.

Frantz earned her masters in sports administration from Bowling Green State University in 2004. She earned her bachelors in sports management at BGSU in 2002, where she also played softball as a four-year scholarship student-athlete.



SHANNEN ROBINSON

ASSISTANT ATHLETIC TRAINER, MS, ATC, LAT

Shannen Robinson is in her second year as an assistant athletic trainer at the University of Tennessee and her second season working with UT softball team.

She returned to Tennessee in 2014 after previously being employed by Knoxville Orthopaedic Clinic in the Sports Medicine Outreach Program from 2009-2011, where she served as the head athletic trainer at Knoxville Catholic High School and provided athletic training coverage for community and area sporting events. Most recently, she

worked as a sales and service representative for DJO Global, Inc from 2011-2013.

She received her bachelors in Exercise Sport Science - Athletic Training from the University of North Carolina at Chapel Hill in 2007 and her masters in Recreation and Sport Management from The University of Tennessee in 2009. As a graduate student she worked in the athletic department as a graduate assistant athletic trainer for the cheerleading and dance teams.

SUPPORT STAFF



MELISSA BROWN
Graduate Assistant
Manager



RACHEL COLEMAN
Graduate Assistant
Manager



KAT DOTSON
Graduate Assistant
Manager



JENNY BROWN
Director for
Sales & Marketing



BRAD HALLUMS
Assistant Director for
Athletic Facilities



DR. CHRIS KLENCK
Head Team Physician



STEPHEN K. LEE
Assistant
Media Relations
Director - Softball



CAITLIN RYAN
Academic Counselor -
Softball



KEITH MARSHALL
Assoc. Director
Ticket Operations



ALLISON MAURER
Sports Nutritionist



MIKE WARD
Senior Associate
Ath. Director For
Admin. & Sport Programs



DR. JOE WHITNEY
Sport Psychologist



SCOTT ZURCHER
Assistant Director for
Athletic Facilities

DARYL DENNY
Grounds

**MEDIA RELATIONS
INTERNS**
Cody Gross
Rachel Gunia

GENERAL

2015 PREVIEW

STAFF

PLAYERS

OPPONENTS

2014 REVIEW

HISTORY & RECORDS





DR. JIMMY G. CHEEK

UT KNOXVILLE CHANCELLOR

SIXTH YEAR AT TENNESSEE
TEXAS A&M '69

Dr. Jimmy G. Cheek became the seventh chancellor of the University of Tennessee, Knoxville, on Feb. 1, 2009.

Through his leadership, the campus is focused on improving the student's educational experience, enhancing faculty research and scholarship as well as outreach and service. A first-generation college student, Dr. Cheek has set in motion several initiatives to broaden UT Knoxville's diversity and student access to the university.

As the state's flagship research campus, UT Knoxville is currently ranked as a Top 50 public institution. In early 2010, the campus launched its quest to become one of the Top 25 public research universities in the nation. It helped solidify strategies for growing the research base and graduate programs, improving graduation rates and attracting and retaining top faculty.

Dr. Cheek chairs the Board of the International Fertilizer Development Center Advisory Committee, a new global research effort to develop and commercialize clean, environmentally sustainable, cost-effective and renewable fertilizers for the developing world. He serves of the

board of directors for the Association of Public and Land Grant Universities (APLU), as chairman of the group's Commission on Food, Environment and Renewable Resources and as a member of the APLU Presidential Advisory Committee on Energy. He serves on the UT-Battelle Board of Governors, the UT Health Sciences Center Board of Directors, the Tennessee Higher Education Commission Master Plan Steering Committee and the UT Athletics Board of Directors.

Prior to his UT appointment, Dr. Cheek was a member of the faculty and an administrator at the University of Florida for 34 years, last serving as senior vice president of agricultural and natural resources.

Dr. Cheek earned his bachelor's degree with high honors and his doctorate from Texas A&M University. He received his master's degree from Lamar University. A native of Texas, he is married to Ileen, and they have two children and two grandchildren.



DR. DONALD BRUCE

FACULTY ATHLETIC REPRESENTATIVE

16TH YEAR AT TENNESSEE
DREW UNIVERSITY '94

Donald Bruce is the Douglas and Brenda Horne Professor of Business in the Center for Business and Economic Research (CBER) and the Department of Economics at the University of Tennessee, Knoxville.

He joined the UTK faculty in 1999 after receiving his M.A. and Ph.D. in Economics from Syracuse University and his B.A. with honors in Economics from Drew University.

As a CBRE economist, Dr. Bruce regularly provides objective, non-partisan policy research and evaluation under contracts with an array of government agencies at the federal and state levels. His recent work in CBRE has included an ongoing evaluation of Tennessee's welfare program, Families First, for the Tennessee Department of Human Services, an analysis of teacher supply and demand in Tennessee for the Governor's Office of Education Policy, and a forecast of expenditures on Tennessee Education Lottery Scholarships for the Tennessee Higher Education Commission.

In addition to his CBRE research, Dr. Bruce studies the economic and behavioral effects of tax policies on such things as small business activity and owner-occupied housing. His work has been presented and published in a variety of academic journals, edited volumes, and professional meetings. He has testified before Congress on the topic of internet taxation, and he presented his work on taxes and small business activity before the

President's Advisory Panel on Federal Tax Reform in 2005.

Dr. Bruce regularly teaches graduate and undergraduate courses on the economics of taxation and the economics of health and health care. He has recently served as the Director of Graduate Studies in Economics and the Director of the Undergraduate Major in Public Administration. Before becoming Faculty Athletics Representative, Dr. Bruce served for two years as chair of the Athletics Board's Fiscal Integrity and Long-Range Planning Committee. He has also served as chair of the UTK Faculty Senate's Budget and Planning Committee. Dr. Bruce is an active member of the National Tax Association, the International Institute of Public Finance, and the American, Southern, and Western Economic Associations. His community service has included numerous economic and policy presentations for state and local organizations, volunteer assistance for the Blount County 4-H Program, and a three-year term on the Board of Directors of the Lisa Ross Birth and Women's Center, with two of those years as Treasurer.

Dr. Bruce lives in Walland, Tenn, with his wife Jennifer, a mathematics professor at Maryville College, and their daughter Annie, age 5.



DAVE HART

VICE CHANCELLOR/DIRECTOR OF ATHLETICS

FOURTH YEAR AT TENNESSEE ALABAMA '71

The University of Tennessee named Dave Hart vice chancellor and director of athletics on Sept. 5, 2011. Hart has previously held leadership roles in athletics administration at East Carolina University, Florida State University and the University of Alabama.

"Under Dave's leadership, we are making huge strides toward achieving comprehensive excellence," said Chancellor Jimmy G. Cheek. "Our student-athletes have broken records with their academic performance, and their competitive spirit will drive them to win championships."

Among the many challenges and goals being addressed in the first three years of his tenure at Tennessee, Hart has led efforts which included the following:

- Restructured the athletics department to provide for greater efficiency.
- Hired the following head coaches: Butch Jones (football), Brian Pensky (soccer), Donnie Tyndall (Men's Basketball) and Holly Warlick (women's basketball), Beth Alford-Sullivan (Track & Field/Cross Country) while also naming Matt Kredich to lead a combined swimming and diving program.
- Named Dr. Joe Scogin to lead the Thornton Student Life Center. Dr. Scogin's efforts in reorganizing the Thornton Center have had an immediate impact, resulting in unprecedented academic success for Tennessee student-athletes.
- Launched the Campaign for Comprehensive Excellence, creating an opportunity for donors to partner with the athletic program toward achievement of this collective goal, prioritizing capital projects.
- As a part of the Campaign, Hart was instrumental in the planning, fundraising, and completion of two capital projects: Pat Summitt Plaza, which honors the greatest coach in basketball history, and the Ray and Lucy Hand Digital Studio, a state-of-the-art production studio second to none in the nation.
- Redefined the athletic department Mission, Vision and Values to focus on the student-athlete.
- Created a new administrative structure going through a "right-sizing" effort in conjunction with the implementation of combining the men and women's athletic programs into one while setting a direction and vision for all units within the department.
- The Compliance Department has been reorganized and capital projects have been reprioritized to dovetail into a strategic plan for the future.
- Policies and procedures have been strengthened throughout the department, as has overall communication.
- Fan experience enhancement options at Neyland Stadium and Thompson-Boling Arena have been prioritized.

"It is an honor to serve in this leadership role at the University of Tennessee," Hart said. "Our mission to inspire student-athletes to achieve comprehensive excellence in competition, the classroom and community service. I am proud of the positive energy that our staff, coaches and student-athletes are generating. I am optimistic about what is on the horizon. The future is bright for Tennessee Athletics."

In December 2012, Hart hired Butch Jones from the University of Cincinnati as the head football coach at the University of Tennessee.

Since assuming his new role, Jones has brought a renewed sense of energy and optimism, including a win over top 10-ranked South Carolina in October 2013 and signing a consensus top five recruiting class in February 2014. Jones led the Vols to their first game in four years in 2014, and Hart recently extended Jones' contract through the 2020 season.

Hart also hired Holly Warlick to follow the legendary Pat Summitt as the head coach of Tennessee's women's basketball program, and Warlick led the Lady Vols to SEC championships in each of her first two seasons.

In 2012-13, Tennessee also won national championships in three events and finished third nationally in women's swimming and diving under Matt Kredich, the former UT women's coach whom Hart chose to lead a combined men's and women's swimming and diving program. Hart also hired Brian Pensky to lead the Tennessee soccer program, and the squad made an NCAA tournament appearance in Pensky's first season. The men's basketball team also made the Sweet 16 in April 2014.

In just under two years at Tennessee, Hart has worked with Chancellor Jimmy Cheek and Vice Chancellor for Finance and Administration Chris Cimino to build a long-term financial model for Tennessee Athletics.

In conjunction with Provost Susan Martin, the hiring of Dr. Joe Scogin as assistant provost and senior associate athletics director to lead the Thornton Student Life Center has led to excellent classroom performance by UT student-athletes. For the first time since available data was recorded, Tennessee student-athletes posted three consecutive semesters with a 3.00 GPA or above, also accomplishing the feat in three consecutive spring semesters. The Spring 2013 GPA of 3.05 was the highest combined GPA for UT student-athletes all-time. Also, in Spring 2014, four sports posted their highest GPA in team history, and 58% of student-athletes posted a 3.0 GPA or higher. In the most recent Spring semester, a record number of student-athletes graduated.

Comprehensive athletic success exemplified Hart's tenure as the Florida State athletic director, as a combined 35 ACC Championships were won by 10 different Seminole athletic programs during his tenure. Additionally, the Seminole football team won nine ACC titles and appeared in four national championship games, winning the 1999 BCS National Championship with a Sugar Bowl victory over Virginia Tech.

The men's outdoor track and field team also claimed two national championships while the baseball program appeared in the College World Series five times and the softball program won nine ACC titles and played in the Women's College World Series.



GENERAL

2015 PREVIEW

STAFF

PLAYERS

OPPONENTS

2014 REVIEW

HISTORY & RECORDS



During Hart's last year at FSU, the Seminoles finished 15th in the Directors' Cup, an all-time high for the institution at that time.

Additionally, during Hart's three years at Alabama, the Crimson Tide football team claimed the 2009 BCS National Championship and the individual athletic teams posted eight combined top-three finishes nationally from 2009-11. Hart has more than 25 years of service as a director of athletics.

Highly respected as a visionary and industry leader, Hart's career has featured service as the president of both the National Association of Collegiate Directors of Athletics and the Division IA Athletics Directors' Association. A former recipient of the Robert R. Neyland Award honoring lifetime achievement, Hart has also been named by his colleagues as the Athletic Director of the Year for the Southeast Region in both 2000 and 2005, one of a few select individuals to receive the honor multiple times.

During his 13 years at Florida State, Hart negotiated unprecedented, multi-million dollar contracts for the department totaling in excess of \$175 million and devised and executed an extensive and comprehensive facilities master plan for athletics eclipsing the \$150 million mark. Hart initiated a multi-faceted Student Development/Life Skills program for all student-athletes at FSU, an endeavor recognized nationally as a "Program of Excellence" by the Division I-A Athletics Directors' Association.

"Dave is as good an athletic director as there is in the country," legendary Florida State Head Football Coach Bobby Bowden said. "He's as sharp of an AD as I've been around in 57 years. He knows what's important, and he's a builder."

In recognizing Hart's position within intercollegiate athletics, ACC Commissioner John Swofford said, "Dave Hart is one of the best and most respected athletics administrators in the business.

He thoroughly understands the nuances of major college athletics, and he has superb values to go along with his vast experience in the field. He is a proven leader at the conference and national levels."

While at FSU, Hart made many key hires, including the hiring of FSU's first two African-American basketball coaches, including current men's coach Leonard Hamilton, as well as their first African-American senior-level administrator. He also placed a significant focus on the growth of women's athletics at FSU, a commitment reflected in increased funding, competitive success and facility upgrades.

Academic success also accompanied Hart's time at FSU, as the school became home to the inaugural National Student-Athlete of the Year, a State of Florida Woman of the Year recipient, and two Rhodes Scholars. Hart has also earned the Athletics Directors' Award for advancing the quality and progress of student-athletes and the athletics program while at Florida State. In 2008, he received the James J. Corbett Award, the highest honor bestowed by National Association of College Directors of Athletics.

Hart served as Executive Director of Athletics at Alabama from August 2008 until accepting his leadership role with the Volunteers. A 1971 Alabama graduate, Hart played basketball for the Crimson Tide under legendary head coach C.M. Newton and earned a master's degree from UA in 1972 while working as a graduate assistant basketball coach.

Hart met his wife, the former Pam Humble, while at Alabama. The couple has three children: Rick, who serves currently as the athletic director at SMU, Jamie and Kelly. The Harts are the grandparents of five grandchildren: Trevor, Caroline, McKinley, Olivia and Kingsley.





EXECUTIVE ATHLETICS STAFF



JON GILBERT
EXECUTIVE SENIOR
ASSOCIATE
ATHLETICS DIRECTOR



CHRIS FULLER
SENIOR ASSOCIATE
ATHLETICS DIRECTOR
FOR DEVELOPMENT AND
EXTERNAL RELATIONS



BRETT HUEBNER
SENIOR ASSOCIATE
ATHLETICS DIRECTOR/
CFO



DR. JOE SCOGIN
SENIOR ASSOCIATE
ATHLETICS DIRECTOR/
ASSISTANT PROVOST



JIMMY STANTON
SENIOR ASSOCIATE
ATHLETICS DIRECTOR FOR
COMMUNICATIONS



DONNA THOMAS
SENIOR ASSOCIATE
ATH. DIRECTOR/SENIOR
WOMAN ADMINISTRATOR



MIKE VOLLMAR
SENIOR ASSOCIATE
ATHLETICS DIRECTOR/
FOOTBALL ADMIN.



MIKE WARD
SENIOR ASSOCIATE ATH.
DIRECTOR FOR ADMIN. &
SPORT PROGRAMS

■ SENIOR ATHLETICS STAFF



JOE ARNONE
ASSOCIATE AD -
TICKET OPERATIONS



ANGIE BOYD-KECK
ASSOC. AD-BUSINESS/
INTERNAL AFFAIRS



JIMMY DELANEY
ASSISTANT AD -
SALES & MARKETING



TODD DOOLEY
ASSOCIATE AD -
COMPLIANCE



DAVID ELLIOTT
ASSISTANT AD -
EVENT MANAGEMENT



GREG HULEN
ASSOCIATE AD -
DEVELOPMENT



TYLER JOHNSON
ASSOCIATE AD -
BUSINESS/
INTERNAL AFFAIRS



DAVE LAWSON
DIRECTOR OF
STRENGTH &
CONDITIONING



JASON McVEIGH
DIRECTOR OF
SPORTS MEDICINE



THOMAS MOATS
DIRECTOR OF IT
SERVICES



CARMEN TEGANO
ASSOCIATE AD



CHRIS SPOGNARDI
DIRECTOR OF
FOOTBALL
OPERATIONS



DARA WORRELL
ASSOCIATE AD



JASON YELLIN
ASSISTANT AD -
MEDIA RELATIONS



KEVIN ZURCHER
ASSISTANT AD -
FACILITIES AND
ATHLETIC GROUNDS



STEVE EARLY
VOL NETWORK
GENERAL MANAGER

MEET THE 2015 TEAM





JESSICA ADELL

1 OUTFIELD

FRESHMAN • 5-6 • L/R
PROSPECT, KY. • BALLARD

HIGH SCHOOL/TRAVEL BALL

HIGH SCHOOL

- 2014 NFCA High School First Team All-American
- 2014 Student Sports High School First Team All-American
- 2014 MaxPreps Second Team All-American
- 2014 Miss Softball by Kentucky Softball Coaches Association
- 2014 and 2013 KHSAA Seventh Region Player of the Year
- Named first-team Class 3-A All-State
- 2012-13 Gatorade Kentucky Softball Player of the Year after batting .461 with 32 RBIs, six doubles and 33 stolen bases and posting a 20-10 record in the circle with a 1.10 ERA, 210 strikeouts and eight shutouts over 197.2 innings
- Led Ballard High School to two district titles, one runner-up district showing, one regional title and four regional appearances and a state runner-up finish in 2011
- Three-time KHSAA all-state and all-region selection (2012, 2013, 2014) and a three-time all-district player
 - As a senior: .591 BA, 5 HRs, 28 RBIs, 53 runs, 40 SBs
 - As a junior: .461 BA, 32 RBIs, 6 2Bs, 33 SBs
 - As a sophomore: .412 BA, 10 RBIs, 20 SBs
 - As a freshman: .398 BA, 33 RBIs, 40 SBs

TRAVEL BALL

- In 2013, her Tennessee Fury '96 club team finished third at the ASA 16-U Nationals in California

- Has one younger brother, Jordon Scott Adell
- Recipient of Marilyn & Robert A. Jake Softball Scholarship Endowment
- Majoring in American Studies
- Nickname is "Jess"
- Aspires to become an ESPN Broadcaster
- Favorite musicians are Nicki Minaj and Mariah Carey
- Was and honor roll student and in several clubs in high school, including Fellowship of Christian Athletes, Future Business Leaders of America, Yearbook, Broadcast Journalism and Chemistry Club
- In high school, worked as a comfort-rounder at Norton Brownsboro Hospital
- Father Gordon Scott Adell played football at North Carolina State (offensive tackle) and was drafted by the New Orleans Saints in the 12th round of the 1992 draft with the 330th pick
- Says her father has been her biggest sports influence as he achieved his goals of making it to the NFL with a good GPA. "He knows what it takes to be a successful student-athlete. My father has always stressed to me to have a good work ethic."
- Modeled her game after UT softball legend India Chiles
- Chose Tennessee over Michigan, South Carolina and LSU

PERSONAL

- Full Name: Jessica Aneta Adell
- Pronounced: uh-DELL
- Born: Sept. 23, 1996 in Gastonia, N.C.
- Daughter of Gordan Scott Adell and Nicole W. Adell





ANNIE ALDRETE

24 CATCHER/INFIELD

SOPHOMORE • 5-6 • R/R
MONTEREY, CALIF. • SANTA CATALINA

CAREER STATISTICS

Season	GP-GS	AB	R	H	2B	3B	HR	RBI	BB	SB-Att	OBP	SLG	OPS	Avg.
2014*	58-55	166	37	60	14	2	19	65	29	1-1	.470	.813	1.283	.361
TOTALS	58-55	166	37	60	14	2	19	65	29	1-1	.470	.813	1.283	.361

*NFCA First Team All-American

2015 - SOPHOMORE

- Top 50 "Watch List" for 2015 USA Softball Player of the Year
- 2014 Preseason All-SEC

2014 - FRESHMAN

- 2014 NFCA Division I National Freshman of the Year (Co-Winner)
- 2014 NFCA Division I All-American (2nd Team)
- 2014 NFCA Division I All-Southeast Region (1st Team)
- 2014 First Team All-SEC
- 2014 Freshman All-SEC
- SEC Freshman of the Week -- 3/17/14, 3/31/14
- Games/Starts: 58/55
- Made 32 starts at catcher and 23 starts at DP
- Totaled 16 multi-hit games (t-2nd on team) and 16 multi-RBI games (t-1st)
- Led the team in home runs (19), RBIs (65) and extra-base hits (35) as a rookie
- Her .361 BA, 60 hits, 14 doubles, .813 slugging percentage, .470 on-base percentage and 1.283 OPS ranked second on the team
- Had one RBI and one walk in Game 2 win at Oklahoma (5/24) in Game 2 o the Norman Super Regional
- Knocked a double and scored a run vs. Oklahoma (5/23) in Game 1 of the Norman Super Regional
- Hit 18th and 19th home runs of the season and drove in three runs, matching Lauren Gibson's UT single-season HR record vs. Virginia Tech (5/17) in NCAA Regional
- Hit a three-run homer in the first inning and matched career best with six RBIs vs. Charleston Southern (5/16) in NCAA Regional
- Clubbed a three-run homer in the first inning and finished with four RBIs in win over Ole Miss (5/4)
- Had two homers and three RBIs in win over Ole Miss (5/2)
- Belted two home runs with three RBIs in win at No. 9 Kentucky (4/25)
- Smashed a three-run bomb over the left field wall vs. Mississippi State (4/19)
- Drilled a three-run home run to take the lead in the rubber match at No. 21 Texas A&M (4/13)
- Blasted a two-run homer, hit one double and scored two runs in a 2-for-4 game at No. 21 Texas A&M (4/12)
- Smoked a walk-off, three-RBI double and scored one run in a 3-for-3 game vs. Tennessee Tech (4/8)
- Drilled a three-run homer over the CF wall at LSU (4/6)
- SEC Freshman of the Week (3/31)
- Rode a 10-game hit streak, the longest of her collegiate career, from 3/9 - 3/28
- Blasted two three-run homers and had a career-high six RBIs in a 3-for-4 game vs. No. 4 Florida (3/28)

CAREER BESTS

At Bats4 (17x), last vs. Virginia Tech (5/17/14)
Runs3 at No. 9 Kentucky (4/25/14)
Hits3 (4x), last vs. Tennessee Tech (4/8/14)
RBI6 (2x), last vs. Charleston Southern (5/16/14)
BB3 (2x), last vs. Virginia Tech (5/17/14)
SB1 vs. BYU (2/27/14)
2B2 vs. Wright State (2/16/14)
HR2 (4x), last vs. Virginia Tech (5/17/14)
Total Bases9 vs. No. 4 Florida (3/28/14)
Hit Streak10 games (3/9/14 - 3/28/14)



- Blasted a solo home run in the bottom of the seventh inning to tie the game vs. MTSU (3/18)
- SEC Freshman of the Week (3/17)
- Smashed a solo home run, the first of her career in SEC play, at Arkansas (3/15)
- Recorded a career-high five RBIs, four of which came from a grand slam, in a 2-for-3 game vs. Western Carolina (3/11)
- Recorded the first triple of career vs. Wright State (3/5)
- Blasted a two-run home run and recored an RBI on a sacrifice fly at Cal State Fullerton (2/25)
- Went 3-for-3 with two doubles, two RBIs and one run scored vs. Wright State (2/16)
- Hit her first collegiate home run, a two-RBI single and a double in a 3-for-3 game vs. Illinois (2/15)
- Recorded the first RBI of her career on a two-run double and scored one run vs. Binghamton (2/14)



- Had her first collegiate hit vs. Pittsburgh (2/14)
- Was hit by pitch vs. Northern Colorado (2/8), marking her first appearance as a base runner
- Made her first collegiate start as a designated player vs. Northern Colorado (2/7)

NATIONAL/INTERNATIONAL

- **2015 USA Softball Women's National Team**
- On Jan. 8, was selected to the U.S. WNT after tryouts in Irvine, Calif. The 2015 USA Softball Women's National Team will compete this summer in the World Cup of Softball X in Irvine, Calif., as well as the Pan American Games in Toronto, Ontario, Canada.
- **2014 USA Softball WNT Selection Camp Invitee**

HIGH SCHOOL/TRAVEL BALL

HIGH SCHOOL

- Was a four-year softball letterwinner and four-year team captain at catcher for Santa Catalina
- Was a multi-sport athlete at Santa Catalina, lettering four years for volleyball (two-year captain), three years for basketball (two-year captain) and two years for track and field
- As a senior in 2013, was named Mission Trail Athletic League MVP and The Herald's all-county MVP for softball
- Team made it to state semifinals in 2013, won league in 2011 and 2012 and won Central Coast Section Division III in 2012
 - 2013 (Sr.): .435 BA, 8 HRs, 8 2Bs, 34 RBIs, 32 runs
 - 2012 (Jr.): .544 BA, 8 HRs, 12 2Bs, 48 RBIs, 40 runs
 - 2011 (So.): .544 BA, 9 HRs, 8 2Bs, 36 RBIs, 22 runs
 - 2010 (Fr.): .440 BA, 7 HRs, 6 2Bs, 31 RBIs, 31 runs
- As a junior in 2012: Named MaxPreps Small School All-American and earned Cal-Hi Sports Small School All-State, all league and all county honors
- Earned all-state honors as a sophomore
- Set county record with 32 career home runs at Santa Catalina, breaking the record in the first game of her junior year
- Also won basketball league titles as a freshman and a junior and a volleyball league championship as a senior

TRAVEL BALL

- Played club softball for the Sorcerers, San Jose Sting and Batbusters
- San Jose Sting team battled way to third place at Premier Nationals

PERSONAL

- Full Name: Annie Nicole Aldrete
- Pronounced: ALL-DRET-ee
- Born: Sept. 5, 1995, in Monterey, Calif.
- Daughter Richard Aldrete and Tisha Palma
- Has one younger sibling, Carter Aldrete
- Recipient of Betty J. Basler Grand Slam Softball Scholarship Endowment for a Catcher
- Undecided on major, interested in psychology and criminal justice
- Won P.E.:Outstanding Participant award in high school
- Favorite athlete and childhood idol is Tennessee basketball legend Candace Parker and has always admired Pat Summitt -- basketball was her first sport
- Tennessee legend Lindsay Schutzler Bell is a family friend
- Enjoys working out, singing, dancing and hanging out with friends
- Favorite musicians are Trey Songz and Kirko Bangz
- Father Richard Aldrete was a former All-American baseball player at Cal and played minor league baseball in the Milwaukee Brewers' system
- Her uncle, Mike Aldrete, is the bench coach for the St. Louis Cardinals. Her cousin, Michael Aldrete, is in the minor leagues and her cousin, Blake Aldrete, plays college baseball for Sonoma State
- Her mother, Tisha, was a highly-skilled tennis and softball player. She starred as a two-time all-conference shortstop at Monterey Peninsula Junior College and helped lead her team to the state playoffs. She was recently selected for induction to the Monterey Peninsula College Athletic Hall of Fame and still competes in tennis tournaments at the national level



GRETCHEN AUCOIN

17 PITCHER/INFIELD

JUNIOR • 5-11 • L/R

OCEAN SPRINGS, MISS. • OCEAN SPRINGS
TEXAS TECH

CAREER STATISTICS WITH TEXAS TECH

Season	GP-GS	AB	R	H	2B	3B	HR	RBI	BB	SB-Att	OBP	SLG	OPS	Avg.
2013	33-17	60	6	19	4	0	1	9	7	1-1	.414	.433	.847	.317
2014	51-42	94	16	27	3	2	7	31	13	3-4	.407	.585	.992	.287
TOTALS	84-59	154	22	46	7	2	8	40	40	4-5	.410	.526	.936	.299

Season	ERA	W-L	App	GS	CG	SHO	SV	IP	H	R	ER	BB	SO	Opp Avg.
2013	3.35	6-3	27	19	3	1/2	2	60.2	56	30	29	20	76	.238
2014	2.43	14-9	34	21	8	2/1	6	132.1	118	60	46	49	141	.237
TOTALS	2.72	20-12	61	30	11	3/3	8	193.0	174	90	75	69	217	.237

2014 - SOPHOMORE

- **NFCA Division I All-Central Region (1st Team)**
- **All-Big 12 (2nd Team)**
- **Big 12 Academic All-Big 12 Softball Team (1st Team)**
- **Big 12 Pitcher of the Week -- 3/25/13, 4/22/13, 4/29/13**
- Games Played/Started: 42/38
- In the circle: 34 appearances, 21 starts
- Enjoyed a breakout season both in the circle and in the batter's box
- Hit .287 (27-for-94) with seven homers, three doubles, two triples, 31 RBIs, 16 runs and 13 walks
- Tallied five multi-hit games and eight multi-RBI games
- Posted a .407 on-base percentage and a .585 slugging percentage
- Was the ace of the Texas Tech pitching staff, going 14-9 with a 2.43 ERA and 141 strikeouts over 132.1 innings
- Led TTU in all major pitching categories and also totaled eight complete games, six saves, two complete shutouts and one combined shutout
- **Big 12 Pitcher of the Week (4/29)**
- Went 5-for-9 with two homers, five RBIs and six runs to help TTU take series vs. Iowa State
- Had solo homer and three RBIs vs. Iowa State (4/27)
- Hit a solo homer and struck out six over five shutout frames in 15-0 (5) rout of Iowa State (4/25)
- **Big 12 Pitcher of the Week (4/22)**
- Shut out Kansas (4/19), striking out seven over seven frames in 1-0 win
- Helped TTU take series vs. Oklahoma State, going 4-for-10 with two homers, five RBIs and three runs
- Smacked a three-run homer in the first innings vs. Oklahoma State (4/13)
- Hit a solo homer and had an RBI single in 6-5 win vs. Oklahoma State (4/11)
- **Big 12 Pitcher of the Week (3/25)** - went 1-0 with 0.93 ERA and 26 Ks over 15.0 innings
- Crushed a grand slam in the fifth inning to lift team to 5-3 win over Texas State (3/22)
- Tallied career-high 13 strikeouts over seven frames in 5-1 win vs. North Texas (3/19)
- Drilled a three-run triple in the fourth inning of 13-6 win at Cal State Fullerton (3/15)
- Hit a three-run homer in the third inning of a 10-5 rout of Canisius (3/14)

CAREER BESTS (WITH TTU)

At Bats	4 (5x), last at Kansas (4/18/14)
Runs	3 (2x), last vs. Iowa State (4/27/14)
Hits	3 at Iowa State (4/21/13)
RBI	4 (2x), last at Kansas (4/18/14)
BB	2 (2x), last vs. Texas State (3/22/14)
SB	1 (4x), last vs. Iowa State (4/27/14)
2B	1 (7x), last vs. Baylor (3/29/14)
HR	1 (8x), last vs. Iowa State (4/27/14)
Total Bases	6 at Iowa State (4/21/13)
Hit Streak	4 games (2x), (last 3/19/14 - 3/22/14)
Inning Pitched	7.0 (4x), last at Kansas (4/19/14)
Strikeouts	13 vs. North Texas (3/19/14)
No-hitters (0)	N/A



Photo Credit: Texas Tech Athletics/Michael Strong

2013 - FRESHMAN

• 2013 Big 12 Academic All-Rookie Team

- Games Played/Started: 42/18
- In the circle: 27 appearances, nine starts
- Made 17 starts in the lineup, hitting .317 as the starting pitcher, first baseman or designated player
- Went 19-for-60 at the plate, with one homer, four doubles, nine RBIs, seven walks and six runs
- Tallied six multi-hit games and two multi-RBI games
- Posted a .414 on-base percentage and a .433 slugging percentage
- Made 29 appearances in the circle with nine starts, going 6-3 with a 3.35 ERA and 76 strikeouts over 60.2 innings
- Had two saves, one complete shutout, two combined shutouts and three complete games
- Held opposing hitters to a .238 batting average
- Crushed her first career home run with a two-run shot in the fourth inning at Iowa State (4/21), adding RBI single an inning later
- Also earned the victory in the circle vs. Iowa State (4/21), tossing 4.1 innings and striking out five
- Recorded a career-high three hits on a 3-for-3 day with three RBIs and three runs at Iowa State (4/21)
- Went 2-for-2 with a double and two RBIs and threw five shutout innings with eight Ks vs. Buffalo (3/16)
- Hit first double of career and went 2-for-3 with one RBI and one run vs. Troy (3/10)
- Tallied season highs of six innings and nine strikeouts and earned win vs. UMKC (3/9)
- Made first start in the circle and earned first win vs. UMKC (2/16), striking out three over three innings
- Recorded first hit, RBI, run and multi-hit game against UMKC (2/15)
- Recorded first strikeout of career vs. Louisville (2/8), throwing 1.1 scoreless frames with one K
- Made debut in circle vs. UCF (2/8), allowing two runs in one third of an inning

HIGH SCHOOL/TRAVEL BALL

HIGH SCHOOL

- Only played basketball for Ocean Springs High School in order to concentrate on the travel ball circuit

- Was named the Mississippi Press Register 2012 Female Athlete of the Year
- Three-year basketball letterwinner
- Helped lead the school to the south state semifinals her sophomore and senior seasons
- Named to the Sun Herald All-South team as a senior
- Was also a two-time All-District 8-6A selection
- Wrapped high school career averaging 11.3 points and 6.8 rebounds per game
- Graduated with high honors and was a member of the school's Mentor/Ambassador Program
- Was also voted the school's 2011 Homecoming Queen and most athletic female as a senior

TRAVEL BALL

- Was one of the more highly-sought after travel ball players in the country and traveled from Mississippi to California her final two summers of high school to play on top travel teams in the country
- Member of the San Diego Renegades in 2011 and then Orange County Batbusters in 2012
- Renegades finished third at the 2011 16U Premier Nationals, Batbusters concluded the 2012 18U Premier Nationals in ninth place
- Hard-throwing right-hander that was clocked in the upper 60s. Was also one of the top hitting prospects in the country
- Coming out of travel ball/high school, picked Texas Tech over Alabama, Mississippi State and Southern Mississippi

PERSONAL

- Full Name: Gretchen Noelle Aucoin
- Nickname: G-Money
- Pronounced: OH-coin
- Born: June 27, 1994
- Daughter of Robert Aucoin and Rebecca Aucoin
- Has an older brother, Alex, who played baseball for Faulkner University and William Carey College
- Recipient of David McCrary & Betty McCrary Women's Athletic Endowed Scholarship
- Majoring in Communications with a minor in Marketing
- Father is retired United States Air Force and mother is a registered nurse





HANNAH DEVOTIE

9

OUTFIELD

SOPHOMORE • 5-2 • R/R

JOHNSON CITY, TENN. • SCIENCE HILL

CAREER STATISTICS

Season	GP-GS	AB	R	H	2B	3B	HR	RBI	BB	SB-Att	OBP	SLG	OPS	Avg.
2014	45-0	1	12	0	0	0	0	0	0	1-2	.000	.000	.000	.000
TOTALS	45-0	1	12	0	0	0	0	0	0	1-2	.000	.000	.000	.000

2014 - FRESHMAN

- **2014 SEC First-Year Academic Honor Roll**
- Games/Starts: 45/0
- Scored a pinch run vs. Virginia Tech (5/16) in NCAA Knoxville Regional
- Scored one run as a pinch runner at No. 21 Texas A&M (4/12)
- Crossed the plate as a pinch runner vs. Tennessee Tech (4/8)
- Plated one run as a pinch runner at LSU (4/4)
- Recorded one run as a pinch runner vs. No. 4 Florida (3/28)
- Scored her first run of SEC play vs. South Carolina (3/22)
- Crossed the plate as a pinch runner vs. Wright State (3/5)
- Scored one run as a pinch runner at Cal State Fullerton (2/25)
- Crossed the plate as a pinch runner vs. Pittsburgh (2/14)
- Scored one run and recorded a stolen base in her first collegiate game vs. Northern Colorado (2/7)

HIGH SCHOOL/TRAVEL BALL

HIGH SCHOOL

- Four-year varsity softball player for Science Hill High School in Johnson City, Tenn., and played all three outfield positions
- Was team captain as a senior in 2013 and earned all-conference honors in 2012 and 2013
- Was named to the East Tennessee All-Star team and the All-Academic Team in 2013
 - 2013 (Sr.): Hit .309 with 11 RBIs and 12 SBs
 - 2012 (Jr.): Hit .432 with 20 RBIs and 17 SBs
 - 2011 (So.): Hit .356 with 25 RBIs and 4 SBs
 - 2010 (Fr.): Hit .400 with 3 RBIs and 1 SB

TRAVEL BALL

- Played club ball for TN Heat Travel Softball, Heat Elite and Tennessee RIP
- With the Heat Elite in 2012, won the Fall Big Orange • Showcase and the Milligan Showcase
- With the Tennessee RIP in 2011, won the Fall Big Orange Showcase and the Nation's Fastpitch World Series

PERSONAL

- Full Name: Hannah Alicia Devotie
- Pronounced: dev-OH-tee (like devoted, devoted)
- Born: Jan. 11, 1995, in Greeneville, Tenn.
- Daughter of Duane Devotie and Kristen Bowers
- Has five younger siblings: Megan Devotie, Alyssa Devotie, Alexis Maroukas, Malia Maroukas and Zachary Maroukas
- Majoring in kinesiology
- Aspires to become a physical therapist
- In HS was an honor roll student, an TN Scholar and a member of Beta Club and Younglife
- Earned volunteer awards for Good Samaritan Ministries and was a United Methodist Youth Representative
- Hobbies include fishing, shooting bows and watching the Atlanta Braves

CAREER BESTS

At Bats	1 vs. Western Carolina (3/11/14)
Runs	1 (12x), last vs. Virginia Tech (5/17/14)
Hits	N/A
RBI	N/A
BB	N/A
SB	1 vs. Northern Colorado (2/7/14)
2B	N/A
HR	N/A
Total Bases	N/A
Hit Streak	N/A

- Lists Peyton Manning and Tony Dungy are famous people she most admires
- Favorite musician is Blake Shelton
- Favorite vacation destination is the beach
- Athlete she has modeled herself after is Chipper Jones
- Says her mother is her biggest sports influence because she pushed her to be a better softball player, student and person
- Chose Tennessee over Clemson, Austin Peay and ETSU
- Chose Tennessee because it is a good distance from home and family members went to UT



GENERAL

2015 PREVIEW

STAFF

PLAYERS

OPPONENTS

2014 REVIEW

HISTORY & RECORDS

Lady
Volunteers





ERIN GABRIEL

22 PITCHER

JUNIOR • 5-7 • R/R

POLAND, OHIO • POLAND SEMINARY

CAREER STATISTICS

Season	ERA	W-L	App	GS	CG	SHO	SV	IP	H	R	ER	BB	SO	Opp Avg.
2013	2.66	5-1	9	8	2	1/2	0	29.0	23	13	11	8	38	.211
2014	3.24	5-0	24	13	2	2/1	0	58.1	48	35	27	29	60	.226
TOTALS	3.06	10-1	33	21	4	3/3	0	87.1	71	48	38	37	98	.221

2014 - SOPHOMORE

• 2014 Spring SEC Academic Honor Roll

• Appearances/Starts: 24/13

Went 5-0 with a 3.24 ERA and struck out 60 batters over 58.1 innings

- Posted two complete-game shutouts
- Struck out four over three shutout innings vs. Furman (4/22)
- Held South Carolina (3/22) to one hit over three relief innings
- Struck out seven and allowed two hits over seven scoreless frames in the win vs. Holy Cross (3/7). The seven innings mark the most innings she has pitched while at UT.
- Sat down seven and allowed two hits over 4.2 innings in the win vs. Oregon State (2/22)
- Fanned a career-high 11, allowed two hits and gave up no runs over five innings in her first win of 2014 vs. Binghamton (2/14)
- Struck out three in 1.2 innings vs. Oakland (2/9)
- Pitched 4.1 innings and struck out four in first start of 2014 vs. Northern Colorado (2/8)

2013 - FRESHMAN

• 2013 SEC First-Year Academic Honor Roll

- Appearances/Starts: 9/8
- Went 5-1 with a 2.66 ERA and struck out 38 batters over 29.0 innings
- Limited opposing batters to a .211 batting average
- Earned fifth career win after striking out seven over 3.1 innings vs. Tennessee State (4/2)

CAREER BESTS

Inning Pitched 7.0 vs. Holy Cross (3/7/14)

Strikeouts 11 vs. Binghamton (2/14/14)

No-hitters (0) N/A

- Fanned eight batters in five shutout innings against Murray State (3/19)
- Struck out five and gave up just two hits and one earned in a five-inning complete game vs. UNC-Wilmington (3/1)
- Tossed three shutouts innings with three strikeouts in relief vs. Long Beach State (2/21)
- Pitched six-inning, one-hit shutout with eight strikeouts in 8-0 victory over Coastal Carolina (2/15)
- Earned win in career debut and first start vs. Idaho State (2/8), striking out three batters in 3.1 innings

HIGH SCHOOL/TRAVEL BALL

HIGH SCHOOL

- Earned national recognition for striking out 34 batters in a 2-1, 16-inning win over Poland Seminary over Delray Beach (Fla.) American Heritage School.
- Was a four-year softball letterwinner and two-year captain at Poland Seminary High School in Poland, Ohio
- Also played soccer for four years at Poland Seminary, earning all-State honors in 2012
- Led Poland Seminary to a 26-3 record and No. 21 ranking in the POWERADE FAB 50





GENERAL

2015 PREVIEW

STAFF

PLAYERS

OPPONENTS

2014 REVIEW

HISTORY & RECORDS

- Led the Bulldogs to the 2011 state title
- As a senior: 16-2 record, 232 strikeouts, hit .461 with 28 RBIs and 35 runs scored
- Was a 2012 ESPN Top 100, ranked No. 71
- Was a 2010, 2011 and 2012 ESPN HS All-American
- Named Ohio Gatorade Player of the Year in 2010 and 2011
- Earned All-state, All-Northeast Ohio, all-district honors in 2009, 2010, 2011 and 2012

NATIONAL/INTERNATIONAL

- Member of 2010-11 U.S. Junior women's national team and was a gold medalist at the 2011 World Championship
- Was the only high schooler on the 2011 Junior Women's National Team that won the ISF Junior Women's World Championship in South Africa

PERSONAL

- Full Name: Erin Kathleen Gabriel
- Born Jan. 5, 1994, in Youngstown, Ohio
- Daughter of George and Lori Gabriel
- Has one older brother: Sean Gabriel
- Recipient of Marilyn & Bobbie Elrod Thornton Center Endowed Scholarship
- Chose Tennessee over UCLA, Notre Dame and Kentucky
- Undecided on major at Tennessee
- Graduated from Poland Seminary with honors and was a member of the National Honor Society
- Also participated in the French Club, Science Club, homecoming court and prom court in high school
- Gameday tradition: has always worn the same red cleats and has a specific routine for pitching warm-ups
- Favorite athlete and sports role model is Jennie Finch





RAINEY GAFFIN

42 OUTFIELD/PITCHER

JUNIOR • 5-10 • L/R
THORNTON, COLO. • LEGACY

CAREER STATISTICS

Season	GP-GS	AB	R	H	2B	3B	HR	RBI	BB	SB-Att	OBP	SLG	OPS	Avg.
2013	57-38	93	19	27	6	2	3	24	23	3-5	.432	.495	.927	.290
2014	45-44	106	24	33	3	3	2	15	10	12-13	.381	.453	.834	.311
TOTALS	102-82	199	43	60	9	5	5	39	33	15-18	.407	.472	.879	.302

Season	ERA	W-L	App	GS	CG	SHO	SV	IP	H	R	ER	BB	SO	Opp Avg.
2013	N/A	N/A	N/A	N/A	N/A	N/A	N/A	N/A	N/A	N/A	N/A	N/A	N/A	N/A
2014	1.15	7-3	20	3	1	1/2	0	48.2	27	13	8	19	55	.156
TOTALS	1.15	7-3	20	3	1	1/2	0	48.2	27	13	8	19	55	.156

2014 - SOPHOMORE

• 2014 SEC Spring Academic Honor Roll

- Games/Starts: 45/44
- Pitching Appearances/Starts: 20/3
- Had nine multi-hit games and three multi-RBI games
- In the circle, threw a no-hitter on March 5 and limited opposing hitters to a .156 batting average
- Hit a double vs. Oklahoma (5/24) in Game 2 of the Norman Super Regional
- Went 2-for-3 with solo homer and two runs vs. Virginia Tech (5/17) in NCAA Regional
- Set new career high with three runs vs. Charleston Southern (5/16) in NCAA Regional
- Tossed five shutout relief innings with three strikeouts in a one-hit relief outing to earn win vs. Ole Miss (5/4)
- Matched career high with five RBIs and went 2-for-3 with two doubles and was sensational as a relief pitcher, striking out seven over 4.2 innings of one-hit shutout ball to earn win vs. Ole Miss (5/2)
- Ripped a triple, hit an RBI single and earned the win with three strikeouts over 2.1 scoreless innings of relief at No. 21 Texas A&M (4/12); marked her first win vs. an SEC opponent
- Ripped an RBI single, scored two runs and stole two bases in a 2-for-4 game vs. Tennessee Tech (4/8)
- Struck out two and allowed one hit in 1.2 scoreless innings of relief at LSU (4/5)
- Had career-best nine-game hitting streak from March 11-28, a stretch that spanned two non-conference midweek games and three SEC series
- Smacked her second triple of the season vs. No. 4 Florida (3/28)
- Went 2-for-2 and scored two runs vs. South Carolina (3/21)
- Ended the game on a walk-off, RBI single while going 4-for-4 vs. MTSU (3/18)
- Hit 5-for-9 and scored two runs in the opening SEC series at Arkansas (3/14 - 3/15)
- Went 3-for-3, including an RBI triple, and recorded three RBIs vs. Western Carolina (3/11)
- Fanned three and allowed three hits over four scoreless frames in the win vs. College of Charleston (3/9)
- Threw a no-hitter, striking out six over six innings, in her first collegiate start as a pitcher vs. Wright State (3/5)
- Pitched out of a bases-loaded, 1-out jam as a reliever vs. Fresno State (2/23)
- Blasted a solo homer vs. No. 11/12 Nebraska (2/22)

CAREER BESTS

At Bats	5 (2x), last vs. NC State (5/18/13)
Runs	3 vs. Charleston Southern (5/16/14)
Hits	4 vs. MTSU (3/18/14)
RBI	5 (2x), last vs. Ole Miss (5/2/14)
BB	2 (4x), last vs. Charleston Southern (5/16/14)
SB	2 (3x), last vs. Tennessee Tech (4/8/14)
2B	2 vs. Ole Miss (5/2/14)
HR	1 (5x), last at No. 21 Texas A&M (4/12/14)
Total Bases	6 vs. Murray State (3/19/13)
Hit Streak	9 games (3/11/14 - 3/28/14)
Inning Pitched	6.0 (2x), last vs. Western Kentucky (3/8/14)
Strikeouts	8 at USF (2/15/14)
No-hitters (1)	8-0 (6) vs. Wright State (3/5/14)



- Struck out eight over four innings to earn her second victory of the season at USF (2/15)
- Struck out seven in 2.2 innings in her first collegiate appearance as pitcher vs. Northern Colorado (2/8)

2013 - FRESHMAN

• 2013 SEC First-Year Academic Honor Roll

- Games Played/Started: 57/38
- Hit .290 (27-for-93) with three homers, six doubles, two triples, 24 RBIs, 19 runs, 23 walks and three stolen bases
- Recorded six multi-hit games and five multi-RBI games
- Hit game-winning RBI triple to lift UT past NC State in 11-inning NCAA Regional battle (5/18)
- Hit a two-run homer in NCAA Regional win over Longwood (5/17)
- Went 2-for-3 with one stolen base vs. Missouri at SEC Tournament (5/11)
- Hit a double and scored a run at Missouri (5/5)
- Had an RBI single, a run and a walk at Missouri (5/4)
- Drew two walks and drove in one run vs. Auburn (4/12)
- Drove in one run and scored one run vs. TTU (4/10)
- Hit a grand slam (first of career), went 2-for-2, drove in five runs and scored twice in win over Eastern Kentucky (3/27)
- Hit first homer of career, a three-run shot in the fourth, against Murray State (3/19), going 2-for-3 with three RBIs
- Hit RBI double to center field vs. No. 1/2 Alabama (3/9) to plate winning run in sixth inning
- Drove in a run vs. Charleston Southern (3/1)
- Went 2-for-2 with a double vs. Cal State Fullerton (2/21)
- Hit a double and drove in a run vs. Long Beach State (2/21)
- Hit a two-RBI single, scored a run and drew a walk vs. Coastal Carolina (2/15)
- Hit 2-for-3, two RBIs and two scores vs. Idaho State (2/8)
- Batted 1-for-1, with RBI and score in career debut (2/7) against Southern Utah

HIGH SCHOOL/TRAVEL BALL

HIGH SCHOOL

- Was a four-year softball letterwinner for Legacy High School, serving as a captain in junior and senior seasons
- Starred as both a pitcher and an outfielder for the Lightning
- Helped lead Legacy to four 5A state titles from 2008-11 and a 95-4-1 record in that stretch
- Was also a basketball and track athlete at Legacy
- High school stats:
 - 2012 (Sr.): .593 BA, 15 HRs, 48 RBIs, 12 SBs, 21-2 record, 1.71 ERA, 127 Ks
 - 2011 (Jr.): .693 BA, 4 HRs, 30 RBIs, 10 SBs, 24-0 record, 1.06 ERA, 68 Ks
 - 2010 (So.): .333 BA, 2 HRs, 19 RBIs, 10 SBs, 4-0 record, 0.70 ERA, 15 Ks
 - 2009 (Sr.): .300 BA, 6 RBIs, 15 SBs, 3-1 record, 1.51 ERA, 10 Ks
- Earned 2012 NFCA First Team All-American and NFCA All-American Western Region honors
- Was a 2012 ESPN Top 100, ranked No. 16
- Named 2012 NHSCA Player of the year and inducted into the Hall of Fame
- Named 2011 and 2012 Colorado Sportswoman of the Year and 2010-11 and 2011-12 Gatorade Player of the Year
- NHSCA 2011/November Sportswoman of the Year
- Was a 2011 5A all-state, 2010 5A all-state, 2010 All-Colorado selection, 2010 state tournament MVP and 2009 5A all-state

TRAVEL BALL

- Played club ball for the Corona Angels and the Colorado Stars (three-year captain)
- 2010: Corona Angels took second at Premier Naitonals and second at the CA Champions Cup
- 2009: Colorado Stars took second at ASA Northern Nationals and won the Triple Crown State

PERSONAL

- Full Name: Rainey Danae' Gaffin
- Born: Sept. 4, 1994, in Louisville, Colo.
- Mother is Dawn Gaffin
- Has three siblings: Morgan Gaffin and step-sisters Katherine Whelan, Michaela Wagar
- Majoring in bioengineering with minor in genetics
- Recipient of Frankie E. Wade Scholarship
- Chose Tennessee over Washington and Oregon
- Earned CHSAA All-State Academic honors from 2008-2011 and was a Principal's Honor Roll student
- Always wears the same bow/headband and writes "Next Play" on her shoes



GENERAL

2015 PREVIEW

STAFF

PLAYERS

OPPONENTS

2014 REVIEW

HISTORY & RECORDS





SHALIYAH GEATHERS

8

OUTFIELD

SOPHOMORE • 5-3 • L/R

CHATTANOOGA, TENN. • EAST HAMILTON

CAREER STATISTICS

Season	GP-GS	AB	R	H	2B	3B	HR	RBI	BB	SB-Att	OBP	SLG	OPS	Avg.
2014	35-24	67	16	21	3	1	0	8	6	2-4	.387	.388	.775	.313
TOTALS	35-24	67	16	21	3	1	0	8	6	2-4	.387	.388	.775	.313

2014 - FRESHMAN

• 2014 Freshman All-SEC

- Games/Starts: 35/24
- Made 15 starts in RF, one in LF and eight at DP
- Had six multi-hit games and one multi-RBI game
- Recorded a stolen base vs. Ole Miss (5/4)
- Went 2-for-4 with a double, two RBIs and two runs vs. Furman (4/22)
- Hit a double vs. Mississippi State (4/20)
- Enjoyed an eight-game hit streak, the longest of her collegiate career, from 3/23 - 4/13
- Ripped an RBI single to left field and scored two runs in a 2-for-5 game at No. 21 Texas A&M (4/12)
- Smoked an RBI triple -- the first triple of her collegiate career -- to left center and scored one run vs. Tennessee Tech (4/8)
- Hit .500 (4-for-8), scored three runs and walked twice in the series at LSU (4/4 - 4/6)
- Ripped an RBI single to right field in a 2-for-3 game vs. South Carolina (3/23)
- Hit 2-for-3 and scored two runs vs. Western Carolina (3/11)
- Went 1-for-1 and drew a walk vs. College of Charleston (3/9)
- Recorded her first stolen base as a Lady Vol vs. No. 13/11 Stanford (2/23)
- Went 2-for-2 with one RBI and one run vs. Oakland (2/9)
- Made first start in her career as a designated player and hit her first double vs. Northern Colorado (2/8)
- Went 1-for-1 with one RBI and one run in her first appearance as a collegiate player in win vs. Northern Colorado (2/7)

HIGH SCHOOL/TRAVEL BALL

HIGH SCHOOL

- Three-year letterwinner and two-year team captain at East Hamilton High School
- Helped lead East Hamilton win the 2013 Tennessee Region 3-AA Championship
- As a senior in 2013, earned TSWA All-State Class AA honors
- Helped Tennessee all-stars to two wins vs. Georgia all-stars
 - 2012 (Jr.): .496 BA, 4 HRs, 26 RBIs, 40 stolen bases
 - 2011 (So.): .571 BA, 2 HRs, 12 RBIs, 18 stolen bases
- As a junior in 2012, helped East Hamilton to district and region titles and earned all-state, all-district and all-region honors
- Best of the Preps 2010-11, 2011-12, 2012-13
- Received Reggie White Student-Athlete Award

TRAVEL BALL

- Played club ball for Fury 96 in Chattanooga, Tenn.
- Team placed seventh at 14U Nationals in Illinois, 13th at 16U Nationals in Colorado, seventh at 16U nationals in Alabama
- Was invited to play in an adidas tournament in Utah for 16U
- Her Fury 95 team at 14U nationals had to play seven games back-to-back to get out of loser's bracket and did get out

CAREER BESTS

At Bats	5 at No. 21 Texas A&M (4/12/14)
Runs	2 (4x), last vs. Furman (4/22/14)
Hits	2 (6x), last vs. Furman (4/22/14)
RBI	2 vs. Furman (4/22/14)
BB	1 (6x), last vs. Mississippi State (4/19/14)
SB	1 (2x), last vs. Ole Miss (5/4/14)
2B	1 (3x), last vs. Furman (4/22/14)
HR	N/A
Total Bases	3 (2x), last vs. Furman (4/2/14)
Hit Streak	8 games (3/23/14 - 4/13/14)



PERSONAL

- Full Name: Shaliyah Giovanni Geathers
- Pronounced: shuh-LEE-uh GETH-ers (like feathers)
- Born: April 27, 1995, in Landstuhl, Germany
- Daughter of Talmadge and Caroline Geathers
- Has one younger sister, Shyanne Geathers
- Intends to major in sports medicine
- Recipient of Bernard Kaplan Scholarship Endowment
- Aspires to become a physical therapist for athletes
- Took Honors English and Honors Biology in high school
- Enjoys working out and playing Xbox in free time
- Favorite musical group is The Weekend
- Growing up, admired Tennessee softball legend India Chiles and views her as a softball role model. Also admired Monica Abbott
- Mother pushed her to play sports, softball
- Is inspired by Martin Luther King, Jr., "because he showed that we can all work together as one."
- Chose Tennessee over LSU, Florida State and Southern Illinois



MEGAN GEER

14

INFIELD/OUTFIELD

SOPHOMORE • 5-8 • R/R

LOS ALAMITOS, CALIF. • LOS ALAMITOS

CAREER STATISTICS

Season	GP-GS	AB	R	H	2B	3B	HR	RBI	BB	SB-Att	OBP	SLG	OPS	Avg.
2014	58-58	183	51	54	10	2	6	33	37	19-20	.426	.473	.899	.297
TOTALS	58-58	183	51	54	10	2	6	33	37	19-20	.426	.473	.899	.297

2014 - FRESHMAN

- 2014 Freshman All-SEC
- 2014 SEC First-Year Academic Honor Roll
- Games/Starts: 58/58
- Made 43 starts at second base and 15 starts in center field
- Tallied 14 multi-hit games and eight multi-RBI games
- Hit a solo home run vs. No. 7 Oklahoma (5/24) in NCAA Super Regional Game 2 in Norman, Okla.
- Smashed a three-run homer and scored twice vs. Virginia Tech (5/17) in NCAA Regional
- Was a perfect 3-for-3 with two runs scored vs. Charleston Southern (5/16) in NCAA Regional
- Hit a triple, drove in two runs and scored once vs. No. 9 Kentucky (4/27)
- Had two singles and two runs vs. Mississippi State (4/19)
- Blasted a two-run homer, scored two runs and drew a walk at No. 21 Texas A&M (4/12)
- Smoked a two-RBI single to left field, scored twice, walked twice and stole one base in a 2-for-2 game at LSU (4/6)
- Crushed a solo homer and a triple in a 2-for-4 game vs. No. 4 Florida (3/30)
- Ripped an RBI double and scored one run in a 2-for-3 game vs. No. 4 Florida (3/28)
- Went 2-for-3, ripped an RBI single off the right field wall and scored two runs vs. South Carolina (3/21)
- Recorded an RBI single, slammed one double and scored one run vs. Wright State (3/5)
- Slammed a two-run, walk-off home run over the left field wall and posted an RBI double vs. Wright State (3/5)

CAREER BESTS

At Bats5 (2x), last vs. No. 11/12 Nebraska (2/22/14)
Runs2 (13x), last vs. Virginia Tech (5/17/14)
Hits4 vs. Northern Colorado (2/7/14)
RBI3 (3x), last vs. Virginia Tech (5/17/14)
BB3 vs. Northern Colorado (2/8/14)
SB2 (2x), last vs. USF (2/15/14)
2B1 (9x), last vs. No. 4 Florida (3/28/14)
HR1 (6x), last at No. 7 Oklahoma (5/24/14)
Total Bases7 vs. No. 4 Florida (3/30/14)
Hit Streak9 games (2/9/14 - 2/23/14)

- Blasted her first collegiate career home run vs. No. 13/11 Stanford (2/23)
- Was a perfect 3-for-3 with a double and two scored runs vs. Oregon State (2/22)
- Knocked a two-RBI, ground-rule double vs. No. 11/12 Nebraska (2/22)
- Had two stolen bases and went 2-for-4 with two runs scored at USF (2/15)
- Hit a two-RBI single and an RBI double in a 3-for-4 game vs. Pittsburgh (2/14)
- Went 1-for-1 with two runs and drew three walks vs. Northern Colorado (2/8)
- Went 4-for-4 with two RBIs and one run in her first collegiate game vs. Northern Colorado (2/7)
- In records dating back to 2001, she is the first UT player to ever go 4-for-4 in a season opener.



GENERAL

2015 PREVIEW

STAFF

PLAYERS

OPPONENTS

2014 REVIEW

HISTORY & RECORDS

Lady Volunteers



HIGH SCHOOL/TRAVEL BALL

HIGH SCHOOL

- Was a four-year softball letterwinner and two-year captain at Los Alamitos High School
- Played second base all four years at Los Alamitos
 - 2013 (Sr.): Hit .446 with 22 extra-base hits and 30 RBIs
- Earned All CIF Southern Section Division I honors as a junior in 2012 and as a senior in 2013
- Was named to Cal-Hi Sports All-State team in 2013
- In 2013, was named to OC Varsity All-County first team and Press-Telegram All-Area first team
- Second Team All Sunset League as a sophomore in 2011
- 2010 Sunset League Rookie of the Year
- Led Los Alamitos to Sunset League championships in 2011 and 2012 and was league MVP in 2012

TRAVEL BALL

- Played club ball for So Cal Athletics 18U Gold out of Orange County and was a team captain from 2011-13
- Won the PGF National Championship three straight years from 2011-13 with So Cal Athletics
- Biggest thrill of club career was notching the game-winning hit in the 2012 18 U Gold Nationals Championship Game

PERSONAL

- Full Name: Megan Ann Geer
- Born: May 20, 1995, in Long Beach, Calif.
- Daughter of Dan and Diane Geer
- Has one younger brother, Nick Geer
- Undecided on major
- Recipient of Linda Evers Women's Athletic Endowed Scholarship
- Recipient of Golden State Seal Merit Diploma and was a four-year Principal's Award winner at Los Alamitos
- Chose Tennessee over Oregon, Arizona and Michigan
- Credits Los Alamitos coach Rob Weil as major softball influence
- Has had a black belt in Hapkido (Korean martial arts) since 2005
- Enjoys going to the beach and making sand sculptures
- Favorite musicians are Mariah Carey and Wiz Khalifa
- Has lucky bracelets





MEGHAN GREGG

55 INFIELD

FRESHMAN • 5-9 • L/R

WILLIAMSON, GA. • FLINT RIVER ACADEMY

HIGH SCHOOL/TRAVEL BALL

HIGH SCHOOL

- Was named the 2014 Gatorade Softball Player of the Year for the state of Georgia
- As a senior in 2014, led Flint River to the GISA state title, hitting .766 with seven homers and 31 RBIs and a .830 on-base percentage
- Was ranked as the No. 5 player in StudentSports.com's Hot 100 Seniors
- Was also a two-time GISA Player of the Year, earning the accolades as a first as a junior when she hit .683 with 22 homers and 15 stolen bases and then again as a senior
- Led Flint River to three consecutive state titles and was four-time all-state and all-region player
- As a sophomore, she hit .701 with eight home runs and 29 stolen bases
- Was a multi-sport star athlete, earning all-state honors in basketball (three times) and track and field. She was the 2012 state champion in the shot put

TRAVEL BALL

- Won the 2013 ASA/USA Softball Girls' Gold 18-U National Championship with her club team, the Atlanta Vipers
- Her 2011 club team, the Georgia Impact Gold finished as the national runner-up at the 2011 ASA Nationals
- 2013 Bandits and 2012 Southern Force club teams finished in the top 10 of the PGF tournament in California

NATIONAL/INTERNATIONAL

- Selected to 2015 USA Softball Junior Women's National Team on Jan. 5, 2015
- Will compete in the International Softball Federation (ISF) Junior Women's World Championship from August 9-15 in Oklahoma City, Okla., and the World Cup of Softball X in July in Southern California



PERSONAL

- Full Name: Sarah Meghan Gregg
- Born: July 14, 1995, in Griffin, Ga.
- Daughter of Brad Gregg and Kathy McGinn Gregg
- Has one older brother, Stuart M. Gregg
- Recipient of the P. Kay Coleman & Janice Montle Women's Softball Scholarship Endowment
- Majoring in pre-pharmacy
- In high school, received the Georgia Certificate of Merit and Woodmen of the World Award and was the vice president of the National Honor Society
- Took part in many extracurricular activities in high school, including Key Club, yearbook, math bowl and the science olympiad team
- Hobbies include skiing and cooking
- Her batting coach would give her newspaper cutouts of former Atlanta Braves star Andruw Jones swinging and she would try to look exactly like him in the batter's box
- Favorite athlete is Serena Williams
- Favorite band is Florida-Georgia Line
- Favorite actress is Melissa McCarthy
- Chose Tennessee over Georgia, South Carolina and Emory



GENERAL

2015 PREVIEW

STAFF

PLAYERS

OPPONENTS

2014 REVIEW

HISTORY & RECORDS





LAUREN IRWIN

34 INFIELD

FRESHMAN • 5-7 • R/R
SEYMOUR, TENN. • SEYMOUR

HIGH SCHOOL/TRAVEL BALL

HIGH SCHOOL

- Was named to the TSWA Class AAA All-State first team as a junior in 2013 and as a senior in 2014
- Earned TSWA Class AAA All-State second-team honors as a sophomore in 2012
- Was a two-time all-district Offensive Player of the Year (2012, 2013) and a three-time all-district and all-district tournament pick (2011, 2012, 2013)
- Helped guide Seymour High School to substate championships from 2011-13 and regional titles in 2011 and 2013
- Helped Seymour get to the 2014 Class AAA Regional Semifinals as a senior and hit .504 with a .552 on-base percentage, 64 hits, 37 RBIs and 55 runs
- Played shortstop as a junior in 2013, she hit .426 with 11 homers, 44 RBIs and 17 stolen bases
- As a sophomore she hit .418 with nine homers, 47 RBIs and 15 stolen bases
- Broke the Seymour home run record

TRAVEL BALL

- Played club ball for Tennessee Fury Fastpitch 18U Gold and competed at the ASA Gold Nationals

PERSONAL

- Full Name: Lauren Melissa Irwin
- Pronounced: URR-win
- Born: Oct. 25, 1995, in Knoxville, Tenn.
- Daughter of Brian Irwin and Melissa Irwin
- Has one younger brother, Neal Irwin
- Majoring in sports management
- Aspires to become an athletic trainer or coach
- Graduated from Seymour as valedictorian, in the top 10 percent and earned history, math and English honor awards
- Was in several high school extracurricular activities, including John 3:16 Outreach, tutoring, coaching middle school sports and Beta Club
- Says biggest sports influence was her dad because he was her first coach and her inspiration to play
- Favorite musical group is The Dirty Guv'nahs
- Has modeled her game after UT legend Lauren Gibson
- Has a specific order of putting batting gloves and helmet on and wears the same bow when she is on a hitting streak
- Chose Tennessee over Memphis, Chattanooga and MTSU





TAYLOR KOENIG

5 INFIELD

SOPHOMORE • 5-10 • R/R
MIRA LOMA, CALIF. • NORCO

CAREER STATISTICS

Season	GP-GS	AB	R	H	2B	3B	HR	RBI	BB	SB-Att	OBP	SLG	OPS	Avg.
2014	54-49	141	20	43	8	1	2	29	10	0-1	.388	.418	.806	.305
TOTALS	54-49	141	20	43	8	1	2	29	10	0-1	.388	.418	.806	.305

2014 - FRESHMAN

- **2014 Freshman All-SEC**
- Games/Starts: 54/49 (all starts at 3B)
- Totaled 11 multi-hit games and six multi-RBI games
- Hit a double in NCAA Knoxville Regional win vs. Virginia Tech (5/17)
- Knocked a double and scored twice vs. Charleston Southern (5/16) in NCAA Knoxville Regional
- Tied career high with three hits, one double, one RBI and two runs
- Drove in two runs and scored once vs. No. 9 Kentucky (4/27)
- Went 2-for-3 vs. No. 9 Kentucky (4/26)
- Knocked an RBI single to left field in a 2-for-3 game at No. 21 Texas A&M (4/13)
- Crushed a double and scored one run in a 2-for-3 game vs. Tennessee Tech (4/8)
- Rode a five-game hit streak, the longest of her collegiate career, from 3/30 - 4/8
- Crushed a two-RBI single in a 2-for-4 game at LSU (4/5)
- Went 3-for-3 and scored one run vs. South Carolina (3/21)
- Smacked an RBI double and an RBI single in a 2-for-3 game at Arkansas (3/15)
- Blasted a three-run home run to left field vs. Wright State (3/5)
- Hit an RBI single and walked in a 1-for-2 game at Cal State Fullerton (2/25)

CAREER BESTS

At Bats	5 vs. Oakland (2/9/14)
Runs	2 (6x), last vs. Charleston Southern (5/16/14)
Hits	3 (3x), last vs. Ole Miss (5/2/14)
RBI	4 vs. Oakland (2/9/14)
BB	2 at Cal State Fullerton (2/25/14)
SB	N/A
2B	1 (8x), last vs. Virginia Tech (5/17/14)
HR	1 (2x), last vs. Wright State (3/5/14)
Total Bases	6 vs. Northern Colorado (2/8/14)
Hit Streak	5 games (3/30/14 - 4/8/14)

- Blasted an RBI double that tied the game in a 2-for-3 outing vs. Fresno State (2/23)
- Had a two-RBI triple and an RBI single in a 2-for-2 game vs. Binghamton (2/14)
- Went 3-for-5 with four RBIs and two runs scored vs. Oakland (2/9)
- Hit first home run and first double of collegiate career and went 2-for-4 with two runs scored vs. Northern Colorado (2/8)
- In her first collegiate game, she started 3B and recorded a RBI hit vs. Northern Colorado (2/7)





HIGH SCHOOL/TRAVEL BALL

HIGH SCHOOL

- Two-year team captain for Norco softball team, starring at third base
- As a senior in 2013: Earned Cal-Hi Sports All-State Third Team honors
 - 2012 (Jr.): Hit .372 with 8 HRs, 40 RBIs, 5 SBs
 - 2011 (So.): Hit .325 with 1 HR, 21 RBIs, 4 SBs
 - 2010 (Fr.): Hit .301 with 2 HRs, 15 RBIs, 2 SBs
- As a junior in 2012: Helped Norco win the national championship and the CIF Southern Section Division I title and post a 32-2 record
- As a junior in 2012: Hit two RBI singles in the state title game and earned all-tournament and all-league honors
- As a junior in 2012: Helped lead Norco to a No. 1 ranking in the ESPN FAB 50
- As a junior in 2012: Earned All- League Div. 1 accolades

TRAVEL BALL

- Won back-to-back-to-back Premier National Championship titles from 2011-13 with club team, So Cal Athletics U18 Gold
- Was is a four-year team captain for So Cal Athletics U18 Gold, including during the championship runs
- Also played club ball for the Corona Angels

PERSONAL

- Full Name: Taylor Lynn Koenig
- Pronounced: KAY-nig
- Born: July 14, 1995
- Daughter of James Koenig Jr. and Bobbie Koenig
- Has one older brother, James, and one younger sister, Brooke
- Undecided on major
- Recipient of Landauer & Schmidt First Base Scholarship Endowment
- Intends to pursue a career either in criminal justice or nursing
- Was on principal's honor roll each year in high school
- Outside of softball, enjoys camping, boating and reading
- All-time favorite athletes are Mike Trout and Babe Ruth
- Favorite musical group is Rascal Flatts
- Chose Tennessee over Michigan, Washington and Missouri



TORY LEWIS

7 OUTFIELD

RS SENIOR • 5-6 • L/R

CHATTANOOGA, TENN. • GIRLS PREPARATORY

CAREER STATISTICS

Season	GP-GS	AB	R	H	2B	3B	HR	RBI	BB	SB-Att	OBP	SLG	OPS	Avg.
2011	43-10	32	18	7	1	0	0	1	5	9-12	.324	.250	.574	.219
2012	62-52	132	22	38	5	3	0	5	9	7-7	.331	.371	.702	.288
2013	51-32	87	18	26	2	0	0	9	6	2-4	.340	.340	.662	.299
2014	Did Not Play													
TOTALS	156-94	251	58	71	8	3	0	15	20	18-23	.333	.333	.672	.283

2014 - DID NOT PLAY

2013 - JUNIOR

• 2013 SEC Spring Academic Honor Roll

- Games/Starts: 51/32 (all starts in center field)
- Hit .299 (26-for-87) with two doubles, nine RBIs, 18 runs, six walks and two stolen bases as a junior
- Had six multi-hit games and one multi-RBI game
- Established longest hitting streak of career of five games during 2013 NCAA Tournament (5/19 - 6/1)
- Went 3-for-4 with game-winning RBI single to lift UT to 1-0 win over Washington in WCWS (6/1)
- Hit one double and scored two runs in WCWS win over Florida (5/30)
- Went 2-for-2 with one walks and one walk in Super Regional win over Alabama (5/25)
- Hit a double and score a run vs. NC State in NCAA Regionals (5/19)
- Was 2-for-2 with one RBI in win at Ole Miss (4/20)
- Went 2-for-3 vs. Auburn (4/14)
- Scored twice vs. Tennessee Tech (4/10)
- Scored two runs in win at Georgia (4/6)
- Went 2-for-2 with one run scored vs. TSU (4/2)
- Had an RBI single up the middle, scored and stole a base vs. Valparaiso (3/2)
- Scored one run vs. Cal State Fullerton (2/21)
- Recorded one hit, one run and one walk vs. Coastal Carolina (2/16)
- Hit an RBI single vs. Coastal Carolina (2/15)
- Hit 2-for-3 with three RBIs and one score in season debut vs. Utah State (2/8)

2012 - SOPHOMORE

• 2012 SEC Spring Academic Honor Roll

- Games/Starts: 62/52
- Made 51 starts in center field and one start in left field
- Hit .288 (38-for-132) and tied for the team high with three triples. Also tallied five doubles, five RBIs, 22 runs and seven stolen bases.
- Hit a double and scored a run in win over Miami (Ohio) (5/19) in the Knoxville Regional
- Hit a double in the team's 6-3 win over South Carolina (4/22)
- Went 1-for-2 with one RBI, one triple and one stolen base vs. South Carolina (4/20)
- Tallied a double and a single and one run in 8-2 win over Radford (4/10)
- Drove in a run and scored a run in 9-1 (5) win over Auburn (4/6)
- Went 2-for-3 in 4-2 win over Kentucky (4/1)
- Went 3-for-5 with one walk in loss to Alabama (3/21)

CAREER BESTS

At Bats	5 (3x), last at Alabama (3/21/12)
Runs	2 (5x), last vs. Florida (5/30/12)
Hits	3 (3x), last vs. Washington (6/1/13)
RBI	3 vs. Utah State (2/8/13)
BB	2 vs. BYU (2/25/11)
SB	1 (18x), last vs. Washington (6/1/13)
2B	1 (8x), last vs. Florida (5/30/13)
HR	N/A
Total Bases	5 vs. Georgia Tech (2/24/12)
Hit Streak	5 games (5/19/13 - 6/1/13)



- Knocked a triple, drew a walk and scored one run in 7-0 win over Georgia Southern (3/13)
- Tallied two hits and one run in 3-2 win over Hofstra (2/25)
- Went 3-for-3 with one triple, one RBI and two runs in 9-0 win over Georgia Tech (2/24)
- Went 2-for-5 with one run and one stolen base in 10-7 win over Illinois (2/17)
- Had two singles in 9-6 win over Western Michigan (2/12)
- Had a hit and a run in 3-0 win at Arizona State (2/11)

2011 - FRESHMAN

• 2011 SEC Freshman Academic Honor Roll

- Games/Starts: 43/10
- Made four starts in left, five starts at DP and one start in right
- Recorded three multi-hit games
- Hit .219 (7-for-32) with one double, one RBI, 18 runs and nine stolen bases
- Scored one run vs. Oklahoma State (5/21) in Knoxville Regional
- Hit a double and scored a run in 10-3 win at Ole Miss (4/9)
- Scored one run and drew one walk in 8-0 (6) win over Auburn (4/3)
- Recorded one hit, one stolen base and one run in 16-2 (6) rout at Tennessee State (3/15)
- Had one single, one run and one stolen base in 10-2 (5) win over Georgia Southern (3/6)
- Hit a single, drove in one run, drew two walks and stole a base vs. BYU (2/25)
- Scored two runs and had a single and a walk vs. Southern Utah (2/22)
- Recorded first hit of career vs Michigan State (2/13)
- Scored first run of career in collegiate debut against • Stetson (2/12)

HIGH SCHOOL/TRAVEL BALL

HIGH SCHOOL

- Was a three-sport star at Girls Preparatory School (softball, volleyball, track)
- Excelled athletically during her high school career while picking up a staggering seven state championship rings
- Played a role in four consecutive Tennessee State Division II Class AA softball titles (2007, 2008, 2009, 2010) for head coach Susan Crownover, two Division II AA volleyball titles (2007, 2008) and a 2006 Division II Class AA track championship at GPS
- Twice chosen a Tennessee Sports Writers Association (TSWA) All-State selection and earned a nod among the 2009 Chattanooga Times Free-Press "Best of Preps"

TRAVEL BALL

- Most Valuable Player of the 2010 Tennessee-Georgia All-Star Softball Classic after collecting four hits, scoring three runs and reaching base in all seven plate appearances during the doubleheader
- Played summer ball for the Tennessee Fury and head coach Pat Moyer, helping lead her 16U squad to the 2008 Amateur Softball Association (ASA) Southern National Championship and the 2009 ASA Tennessee State Championship
- 2009 ASA National Championship Gold Tournament, Lewis went 12-for-18 at the plate with four doubles and a triple, while hitting .466 overall with 16 doubles, four homers, 22 stolen bases in 23 attempts and a .502 on-base percentage during the entire Gold campaign

PERSONAL

- Full Name: Tory Marie Lewis
- Born: Aug. 18, 1992 in Chattanooga, Tenn.
- Daughter of Tara Short
- Younger sister Tiffany Lewis plays basketball at Clemson
- Graduated in 2014 with Bachelor of Science (B.S.) in Education, Kinesiology and Exercise Science
- Pursuing a second bachelors degree in Psychology
- Earned Tennessee Chancellors Honors Award for Scholar Athlete
- At GPS, Lewis was a member of the African-American Alliance, picked up the Elizabeth Collier Farmer (for sportsmanship) and Roland Ring Awards (for outstanding character) and was on the Honors and Distinguished Academic list • All-time favorite athletes are Mike Trout and Babe Ruth
- Was a member of the GPS Honor Roll during all four years of her high school career
- Points to the late Dr. Martin Luther King and talk show host Oprah Winfrey as famous persons she most admires





CJ McCLAIN

6

OUTFIELD

FRESHMAN • 5-6 • R/R

NASHVILLE, TENN. • STRATFORD

HIGH SCHOOL/TRAVEL BALL

HIGH SCHOOL

- Ranked as the No. 7 player in StudentSports.com's Hot 100 Seniors
- Was clocked at 2.5 seconds in the dash to first base
- As a senior in 2014, was on Gatorade National Player of the Year Watch List after hitting .837 with 36 hits in first 43 at-bats. She had 15 homers and 41 RBIs and 53 stolen bases at that point as well.
- Garnered 2014 TSWA Class AA all-state honors as a senior at Stratford
- Earned all-state, all-district and all-tournament honors in 2012 and helped guide Beech High School to a state title in 2011

TRAVEL BALL

- In 2012 hit .465 with 43 RBIs, 17 doubles and nine homers. Played club ball for the Comets '96, Frost Comets '96 and Tennessee Fury '96
- In 2013, her Tennessee Fury '96 team placed third at ASA 16U nationals and the previous year the team finished second
- In 2009, her Frost Comets '96 squad won the 12U title at the ASA Hall of Fame Tournament in Oklahoma City

NATIONAL/INTERNATIONAL

- Invited to and attended USA Softball Junior Women's National Team Selection Camp in January 2015

PERSONAL

- Full Name: Comildra Joletha McClain
- Born: Aug. 9, 1996, in Nashville, Tenn.
- Daughter of Ben McClain and Coma McClain
- Has one older sister, Tiffany Gross
- Majoring in Criminology and aspires to become a criminal justice investigator
- Recipient of Jane Hill Fleming Endowment for Women Athletes
- Cousin is former Tennessee and NFL football player "Big" John Henderson
- Says her biggest softball thrill was hitting first home run at age 10
- Will grab dirt before stepping into batter's box
- Favorite actor is Shemar Moore
- Chose Tennessee because "it was the only school that felt like home" and received warm welcome from coaches, players and staff
- Says her biggest sports influence is Tennessee softball legend Raven Chavanne because of her determination and love for the game
- Models her game after U.S. Women's National Team legend Natasha Watley
- Chose Tennessee over Alabama, MTSU and Florida State



GENERAL

2015 PREVIEW

STAFF

PLAYERS

OPPONENTS

2014 REVIEW

HISTORY & RECORDS





SCARLET McSWAIN

3

INFIELD

FRESHMAN • 5-9 • R/R

PARIS, TENN. • HENRY COUNTY

HIGH SCHOOL/TRAVEL BALL

HIGH SCHOOL

- Ranked as the No. 43 player in StudentSports.com's Hot 100 Seniors
- Earned 2014 TSCA Class AAA all-state honors as a senior and was named Miss Softball West Tennessee
- Garnered 2013 all-state and all-district honors after batting .661 with five homers, 37 RBIs and 30 stolen bases for Henry County High School
- Played shortstop throughout high school career
- Earned the 2012 District 10-AAA Top Offensive Player award after batting .589 with one homer, 38 RBIs and 46 stolen bases
- As a freshman, she hit .521 with one homer, 26 RBIs and 41 stolen bases

TRAVEL BALL

- Her Tennessee Fury club team finished third at 2013 ASA Nationals and third in the Colorado Fireworks tournament
- Helped lead Fury to 2013 Tennessee ASA state title
- Hit .359 with a .459 OBP, five homers and 14 stolen bases in career with Tennessee Fury

PERSONAL

- Full Name: Katie Scarlet McSwain
- Born: June 6, 1996, in Murray, Ky.
- Daughter of Greg McSwain and Heaven McSwain
- Has one younger brother, Cody McSwain
- Undecided on major, but is interested in incorporating

her love of softball into her future career, possibly as a coach or in broadcasting

- Received the U.S. Army Reserve National Scholar Athlete Award for her academic and athletic excellence
- Says her dad is her biggest sports influence because of his support and encouragement. "He has always practiced with me and believed in me over the years and I know he is my biggest fan."
- Modeled her game after U.S. softball legend Caitlin Lowe
- Favorite band is Maroon 5
- Was involved in several extracurricular activities in high school, including the National Honor Society, the Fellowship of Christian Athletes and the Student Advisory Council
- In 2009, founded CAPUT (Community Athletes picking Up Trash). She and other volunteer athletes would meet once a month to pick up trash at high school and at nearby elementary school
- When on defense, will always pick up dirt, throw it down and then kick it around before each pitch, otherwise she doesn't feel ready
- Chose Tennessee over East Carolina, Lipscomb and Tennessee State





HAILEIGH NORRIS

23 OUTFIELD

SOPHOMORE • 5-10 • R/L
MILLINGTON, TENN. • BOLTON

2013-14 - FRESHMAN WITH UT ROWING

- **2014 SEC First-Year Academic Honor Roll**
- Rowed in the Second Varsity 8+ during the 2014 C-USA Championships held on Melton Hill Lake, during grand finals secured a gold medal finish with a time of 6 minutes and 40.90 seconds
- Rowed with the Second Varsity 4+ against Iowa placing second (8:28.1)
- Placed 6th (7:43.9), 6th (7:15.3) and 3rd (7:51.4) rowing in the Second Varsity 8+ on Lake Hartwell at the Clemson Invitational

HIGH SCHOOL/TRAVEL BALL

HIGH SCHOOL

- Was a multi-sport athlete at Bolton High School, play softball for three years, golf for two years and basketball for one year

TRAVEL BALL

- Played club ball for Phoenix Fastpitch

PERSONAL

- Full Name: Haileigh Maria Norris
- Pronounced: HAY-lee
- Born: Sept. 20, 1995 in Memphis, Tenn.
- Daughter of Kevin Norris and Angela Norris
- Has two younger siblings, Madison Norris and Karson Norris
- Majoring in kinesiology with a pre-med concentration
- Aspires to become an anesthesiologist
- Favorite musician is Jason Mraz
- Enjoys playing golf
- In high school, was on academic honor roll all four years and was a member of National Honor Society, Student Government Association and Beta Club
- Says her biggest sports influence was a high school athlete named Trey Erwin, who went to a rival high school in Memphis and died of pancreatic cancer. Erwin put his faith in God and played sports until he was too weak to continue.
- Chose Tennessee over Vanderbilt, Ole Miss and Memphis



GENERAL

2015 PREVIEW

STAFF

PLAYERS

OPPONENTS

2014 REVIEW

HISTORY & RECORDS





LEXI OVERSTREET

19 INFIELD/OUTFIELD/CATCHER

JUNIOR • 5-7 • L/R
SUWANEE, GA. • BUFORD

CAREER STATISTICS

Season	GP-GS	AB	R	H	2B	3B	HR	RBI	BB	SB-Att	OBP	SLG	OPS	Avg.
2013	39-22	56	10	15	2	1	1	9	6	0-0	.359	.393	.752	.268
2014	56-46	109	22	33	9	0	8	31	27	4-4	.458	.606	1.064	.303
TOTALS	95-68	165	32	48	11	1	9	40	33	4-4	.427	.533	.960	.291

2014 - SOPHOMORE

- Games/Starts: 56/46
- Tallied eight multi-hit games and nine multi-RBI (t-3rd on team) games
- Had six games with three RBIs
- Reached base safely in 17-straight games at one point
- Drew a walk and had one RBI vs. Oklahoma (5/24) in Game 2 of Norman Super Regional
- Hand an RBI in Game 1 of Norman Super Regional vs. Oklahoma (5/23)
- Hit two-run homer in the sixth to lift UT past Lipscomb (5/18) and advance to Super Regional
- Smacked a three-run home run at the top of the third to give UT a 9-0 lead en route to 12-0 (5) win over Virginia Tech (5/17) in NCAA Regional
- Went 2-for-3 vs. Kentucky (5/8) in SEC Tournament quarterfinals
- Drew three walks and scored two runs vs. Ole Miss (5/2)
- Went 2-for-4 with one RBI at Kentucky (4/27)
- Hit a double and drove in one run vs. Furman (4/22)
- Smashed a two-run homer off the left field scoreboard in a three-RBI game vs. Western Carolina (3/11)
- Blasted a three-run home run over the right center wall vs. Holy Cross (3/7)
- Recorded an RBI double vs. Wright State (3/5)
- Knocked two doubles and scored one run in a 2-for-4

CAREER BESTS

At Bats 4 (5x), last at Kentucky (4/27/14)
Runs 2 (5x), last vs. Virginia Tech (5/17/14)
Hits 2 (11x), last vs. Virginia Tech (5/17/14)
RBI 3 (6x), last vs. Virginia Tech (5/17/14)
BB 3 vs. Ole Miss (5/2/14)
SB 1 (4x), last vs. Charleston Southern (5/16/14)
2B 2 vs. BYU (2/27/14)
HR 1 (9x), last vs. Lipscomb (5/18/14)
Total Bases 6 at Cal State Fullerton (2/25/14)
Hit Streak 6 games (2/25/14 - 3/7/14)

- game vs. BYU (2/27)
- Blasted a three-run home run, hit one double and scored one run at Cal State Fullerton (2/25)
- Hit a solo home run and scored two runs vs. Illinois (2/15)
- Hit a solo home run and had two RBIs and two runs scored vs. Oakland (2/9)
- Went 2-for-3 and recorded three RBIs, two of which came on a home run, vs. Northern Colorado (2/8)
- Had a two-run double and three RBIs in a 2-for-3 game vs. Northern Colorado (2/7)



2013 - FRESHMAN

- Games Played/Started: 39/22
- Made 22 starts: 11 at catcher, seven in left field, three in right field and one at DP
- Had two multi-RBI games and hit .268 with one homer, two doubles, one triple, nine RBIs and 10 runs
- Drew a bases-loaded walk to bring in a run vs. Texas (6/2) in Game 11 of WCWS
- Smashed a solo home run, the first of her career, in win at Missouri (5/4)
- Legged out a triple and scored one run vs. Arkansas (4/26)
- Clubbed an RBI double in win at Ole Miss (4/21)
- Hit a two-RBI single and scored once vs. App State (4/16)
- Went 1-for-2 with one run scored at Georgia (4/7)
- Went 2-for-2 with one run vs. TSU (4/2)
- Had a single and a run scored vs. Western Carolina (4/1)
- Hit a double and drove in a run vs. ECU (3/27)
- Tallied two hits and one run at No. 3/3 Florida (3/17)
- Recorded an RBI single to right field vs. UNC-Wilmington (3/2)
- Went 2-for-3 and hit a two-RBI single vs. UNCWilmington (3/1) to end the game in the fifth inning
- Scored first run of career vs. Idaho State (2/8)
- First career at-bat against Southern Utah (2/7)

HIGH SCHOOL/CLUB

- Was a four-year softball letterwinner for Buford High School in Buford, Ga.
- Played at multiple positions during high school career, including third base and catcher as a senior
- Her Buford teams won the state title in 2009, 2010, 2011 and 2012
- High school stats:
 - 2012 (Sr.): 479 BA, 18 HRs (school record), 66 RBIs, 1.128 SLG%, 1.705 OPS
- ESPN Top 50 for class of 2012: No. 45
- First team all-county, all-state and all-region in 2009, 2010, 2011 and 2012
- Atlanta Journal Constitution, Gwinnett Daily Post and Gainesville Times 2012 Player of the Year
- Played club ball for the East Cobb Bullets 18-Gold (2009-12)
- Won the 2010 ASA National Championship and hit the game-winning home run off Jackie Traina

PERSONAL

- Full Name: Alexis Mae Overstreet
- Born: Jan. 20, 1994, in Annapolis, Md.
- Parents are Greg and Pam Overstreet
- Has three older siblings: Damion Overstreet, Ariel Pentecost, Dayton Overstreet
- Majoring in criminal justice
- Recipient of Lewis & Holder Women's Athletic Endowed Softball Scholarship
- Aspires to become a forensic scientist or an FBI agent
- Chose Tennessee over Michigan, LSU and Missouri
- Was part of the Fellowship of Christian Athletes at Buford
- Enjoys running, writing music, singing and dancing
- Gameday tradition: hair bow



GENERAL

2015 PREVIEW

STAFF

PLAYERS

OPPONENTS

2014 REVIEW

HISTORY & RECORDS





CHEYANNE TARANGO

77

INFIELD/PITCHER

SENIOR • 5-8 • R/R

ANAHEIM, CALIF. • CANYON

CAREER STATISTICS

Season	GP-GS	AB	R	H	2B	3B	HR	RBI	BB	SB-Att	OBP	SLG	OPS	Avg.
2012	55-33	101	8	18	5	0	2	11	17	0-0	.317	.287	.604	.178
2013	63-62	175	28	50	7	0	10	51	25	0-0	.404	.497	.901	.286
2014	55-49	140	15	33	5	1	6	22	18	0-0	.376	.414	.790	.236
TOTALS	173-144	416	51	101	17	1	18	84	60	0-0	.374	.418	.792	.243

Season	ERA	W-L	App	GS	CG	SHO	SV	IP	H	R	ER	BB	SO	Opp Avg.
2012	11.67	0-0	3	0	0	0	0	3.0	3	5	5	6	6	.231
2013	1.44	6-11	13	6	4	3	0	39.0	28	9	8	17	33	.200
2014	4.85	4-1	12	5	0	0	0	30.1	39	24	21	16	22	.291
TOTALS	3.29	10-2	28	11	4	3	0	72.1	70	38	34	39	61	.244

2014 - JUNIOR

• 2014 SEC Spring Academic Honor Roll

- Games Played/Started: 55/49
- Pitching Appearances/Starts: 12/5
- Made 43 starts at first base, two starts at DP and five starts as a pitcher
- Tallied eight multi-hit games and six multi-RBI games
- Went 2-for-3 vs. Oklahoma (5/25) in Game 3 of the Norman Super Regionals
- Went 2-for-3 with a home run, a triple and two RBIs vs. Ole Miss (5/3)
- Smashed a solo home run and earned the win, allowing two runs and striking out four over 4.2 innings of relief vs. Mississippi State (4/19)
- Blasted a two-run shot over the left-center wall in a 2-for-3 game at No. 21 Texas A&M (4/12)
- Drilled a two-run homer in a 1-for-3 game vs. Tennessee Tech (4/8)
- Cranked a two-run homer, her first of the year in SEC play, vs. No. 4 Florida (3/28)
- Blasted a two-run home run vs. Western Kentucky (3/8)
- Smacked a double and scored the game-winning run in a 2-for-4 game vs. Fresno State (2/23)
- Went 2-for-3 and scored one run vs. Pittsburgh (2/14)
- Recorded three strikeouts over 5.1 innings and earned the victory vs. Oakland (2/9)
- Went 2-for-4 with a double and a RBI vs. Oakland (2/9)
- Went 4-for-7 with two doubles and one RBI in the first two games of the 2014 season (2/7 - 2/8)
- Opened season with career-best seven-game hitting streak from Feb. 2-15

2013 - SOPHOMORE

- Games Played/Started: 63/62
- Made 29 starts at DP, 28 starts at first base and six starts in the circle
- Hit .286 (50-for-175) with 10 homers, seven doubles, 51 RBIs, 28 runs and 25 walks
- In the circle, went 6-1 with a 1.44 ERA over 13 appearances and six starts. Also fanned 33 batters in 39.0 innings
- Went 2-for-3 in WCWS Game 5 win over Washington
- Threw one outstanding scoreless inning of relief in NCAA Super Regional win over Alabama (5/25) after not pitching in a game for over a month
- Drove in two runs vs. Alabama (5/24) in NCAA Super

CAREER BESTS

At Bats 5 (3x), last vs. NC State (5/18/13)
Runs 3 vs. Southern Utah (2/7/13)
Hits 3 (2x), last at Florida (3/16/13)
RBI 5 vs. Longwood (5/17/13)
BB 3 vs. Cal (2/10/12)
SB N/A
2B 2 vs. NC State (2/15/13)
HR 1 (18x), last vs. Ole Miss (5/3/14)
Total Bases 7 vs. Ole Miss (5/3/14)
Hit Streak 7 games (2/2/14 - 2/15/14)

Inning Pitched 7.0 vs. South Dakota (2/9/13)
Strikeouts 8 vs. South Dakota (2/9/13)



Regional action

- Drove in two runs in NCAA Regional win over NC State (5/19)
- Went 2-for-3 with a three-run homer and five RBIs vs. Longwood (5/17) in NCAA Regional
- Had 3 Ks over five shutout frames vs. App State (4/16)
- Blasted a two-run homer in the fourth vs. Auburn (4/14)
- Struck out three over three innings to earn win over Tennessee Tech (4/10)
- Went 2-for-3 with a solo homer vs. TTU (4/10)
- Scored twice, walked twice and had one RBI in win at Georgia (4/5)
- Had one RBI in win over No. 5/4 Texas A&M (3/22)
- Hit 3-for-4, one double and one RBI at No. 3/3 Florida (3/16)
- Belted a two-run homer at No. 3/3 Florida (3/15)



- Went 2-for-3 with one RBI vs. Winthrop (3/12)
- Hammered a three-run homer in 4-3 win over No. 1/2 Alabama (3/8)
- Hit a two-run homer and scored twice at Charleston Southern (3/3)
- Tossed a five-inning, one-hit shutout and struck out five vs. UNC-Wilmington (3/2)
- Blasted a three-run homer vs. UNC-Wilmington (3/1) and drove in another run
- Stuck out seven over 4.1 scoreless innings in relief vs. Northwestern (2/22)
- Hit 2-for-4 with two RBIs and one run vs. NC State (2/17)
- In victory over Coastal Carolina (2/16), pitched her second win of season while batting 2-for-3 with a homer and four RBIs
- Batted 2-for-3 with two doubles and two RBIs vs. NC State (2/15)
- Against South Dakota (2/9), struck out eight batters in a two-hit complete game win and went 2-for-3 with a two-run homer.
- Hit solo home run, drew two walks and scored twice vs. Idaho State (2/8)
- Went 3-for-3 with one double, one RBI and three runs scored in season debut vs. Southern Utah (2/7)

2012 - FRESHMAN

- Games/Starts: 55/33
- Started 19 games at DP and 14 games at first base
- Hit .178 with two homers, five doubles, 11 RBIs and eight runs
- Also made three appearances in the circle tallying six strikeouts over three innings
- Had a pinch-hit RBI vs. Virginia Tech (5/20) in Knoxville Regional
- Hit a three-run homer in the fifth in 8-2 win over Radford (4/10)
- Tossed two scoreless relief innings with four strikeouts at Arkansas (3/17)
- Hit a double, had one RBI, drew two walks and scored in 9-0 (5) win over Georgia Southern (3/13)
- Hit a double and scored one run in 7-0 win over Georgia Southern (3/13)
- Went 2-for-3 with on double in 1-0 win vs. Florida (3/9)
- Clubbed a two-run homer 6-5 win over San Diego State (2/11), marking first home run of UT career
- Record first hit of career in 1-0 win vs. Texas Tech (2/10)
- Drew three walks and had one RBI and one run vs. California (2/10)
- Made first appearance in the circle against Cal (2/10)

- getting one strikeout in two-thirds of an inning
- In collegiate debut, scored one run in win vs. UCSB (2/9)

NATIONAL/INTERNATIONAL

• 2011 U.S. Junior National Team

- Won gold at the ISF IX Junior Women's World Championship (Dec. 6-17) in Cape Town, South Africa. Blasted a clutch grand slam in the title game against Japan to help power Team USA to a 4-1 victory. Tarango hit .400 (4-for-10) over six appearances (three starts) with four runs, two doubles, a grand slam and six RBIs. The right-handed pitcher allowed just two hits with three K's in 2.1 innings of work over a pair of appearances in the circle.

• 2010 U.S. Junior National Team

- Alongside UT teammate Madison Shipman, helped the U.S. to a gold medal at the 2010 Pan American Championship (18-under) in Bogota, Colombia (Aug. 6-15)

HIGH SCHOOL/CLUB

- Was both a 2011 ESPN/RISE Second Team and 2010 ESPN/RISE Third Team All-American, a 2010 NFCA High School First Team All-West Region selection and one of the 2010 "Top Five Softball Players in Orange County."
- Earned All-State, All-CIF, All-Orange County and All-Century League following all four years of her H.S. career (2008, 2009, 2010, 2011)
- As a senior Tarango hit .486 with 20 RBIs while posting a 23-8 record, 214 K's and a 2.44 ERA in 198 innings.
- Also guided her Canyon H.S. squad to the 2011 Division I CIF-Southern Section finals for the first time in program history
- During her junior year she posted a .413 mark with five HR's and 17 RBIs while registering a 20-7-1 mark from the circle with a 0.70 ERA and 219 K's
- Hit .366 with seven HR's and 22 RBIs as a sophomore in 2009 with a 24-8 record, a 1.08 ERA and 234 K's
- As a freshman Tarango was 22-8 from the circle with a 1.57 ERA and 290 K's while tallying a .357 average with four big flies and 21 RBIs
- Was honored as the Century League Most Valuable Player (one of two such selections in her career - 2009 & 2010) in helping lead her high school squad to the 2009 league title and was named event MVP as Canyon registered a 5-0 record on the way to the 2008 Cypress Tournament Championship
- Picked up three consecutive all-tournament nods at both the Nike Fast to First and Michele Carew Classics
- Playing with the Worth Firecrackers, Tarango was a part of back-to-back Fireworks Colorado 18-U Gold & Canada Cup 18-U Gold titlists while helping her squad to a third-place finish at the 2009 ASA Gold Nationals and a runner-up placing in 2011

PERSONAL

- Full Name: Cheyanne Elizabeth Tarango
- Pronounced: SHY-ann tuh-RAIN-go
- Born: Aug. 21, 1993, in Anaheim Hills, Calif.
- Daughter of Andy and Heather Tarango
- Has one younger brother, Joshua
- Recipient of Crawford Accent" on Excellence Women's Softball Endowed Scholarship
- Chose Tennessee over California, UCLA and Notre Dame
- Modeled herself after former Team USA pitcher Cat Osterman, but says many claim she plays more like USA legend Lisa Fernandez, because she pitches, plays the infield and hits
- Has family members that live close to the UT-Knoxville campus, one of the reasons she chose to play at Rocky Top
- Was involved in Fellowship of Christian Athletes and the school choir in high school

GENERAL

2015 PREVIEW

STAFF

PLAYERS

OPPONENTS

2014 REVIEW

HISTORY & RECORDS





SHIANNE YBARRA

29

INFIELD

FRESHMAN • 5-9 • L/R

MISSION VIEJO, CALIF. • MISSION VIEJO

HIGH SCHOOL/TRAVEL BALL

HIGH SCHOOL

- Helped lead Mission Viejo to the 2014 CIF and California state titles and the national championship. Team was ranked as nation's No. 1 team for six consecutive weeks at one point.
- Was a four-year varsity player who hit .386 for her career, playing in 120 of 125 games with 121 hits, 71 runs and 74 RBIs
- Helped lead Mission Viejo to four South Coast League titles and received all-league honors all four years
- Earned first-team All-CIF and first-team All-Orange County honors
- Voted to the Ryan Lemmon All Star Team and Riverside vs. Orange County All-Star Team
- As a senior, hit .409 with a .517 on-base mark and 13 stolen bases
- As a junior in 2013, she earned second-team All-CIF and first-team all-league honors after batting .393 with five homers, 24 RBIs and nine stolen bases.
- She hit .391 with one homer, 17 RBI and seven steals as a sophomore in 2012
- In 2011, Ybarra garnered first-team All-CIF and first-team all-league accolades after hitting .369 with two homers, 17 RBIs and eight stolen bases

TRAVEL BALL

- Helped lead her club team, Team Mizuno, to the 2012 PGF 16U Premier National Championship and the 2012 Independence Day Tournament title

PERSONAL

- Full Name: Shianne Marie Ybarra
- Pronounced: SHY-ann EE-BAR-uh
- Born: April 17, 1996, in Anaheim, Calif.
- Daughter of Tory Ybarra and Candace Ybarra
- Has three older siblings, Chelsey Kasala, Mariah Young-Ybarra and Tayler Ybarra, and one younger sibling, Camryn Ybarra
- Majoring in veterinary science
- Recipient of the Smokey Hensley Women's Athletic Scholarship
- Goes by nickname Shi
- Has modeled her game after former UCLA star Katie Schroeder
- In high school, was a scholar athlete and an honor roll student
- Enjoys playing the piano and guitar and riding her horse Daisy
- Favorite musician is Justin Bieber
- Is inspired by Denver Broncos quarterback Peyton Manning's comeback from neck injury
- Chose Tennessee over UCLA and Washington
- Older sister Tayler Ybarra is a catcher at Cal San Marcos



2015 OPPONENTS



NON-CONFERENCE TOURNAMENTS

KSU CLASSIC

Feb. 6-8

Kennesaw, Ga.

Bailey Park

(All times listed as Eastern)

2/6	vs. Ohio	10 a.m.
2/6	vs. Dayton	5:30 p.m.
2/7	at Kennesaw State	3 p.m.
2/8	vs. Northern Kentucky	3 p.m.

USF PRESIDENTS DAY WEEKEND TOURNAMENT

Feb. 13-15

Tampa, Fla.

USF Softball Stadium

(All times listed as Eastern)

2/13	vs. Fordham	11:15 a.m.
2/13	vs. Florida Gulf Coast	1:30 p.m.
2/14	at USF	3:45 p.m.
2/14	vs. Detroit	6 p.m.
2/15	vs. St. John's	9 a.m.

MARY NUTTER COLLEGIATE CLASSIC

Feb. 19-21

Cathedral City, Calif.

Big League Dreams Sports Park

(All times listed as Eastern)

2/19	vs. Notre Dame	1 p.m.
2/19	vs. Florida State	3:30 p.m.
2/20	vs. California	3:30 p.m.
2/21	vs. Utah	1 p.m.
2/21	vs. Nebraska	3:30 p.m.

TENNESSEE CLASSIC

Feb. 27 - March 1

Knoxville, Tenn.

Sherri Parker Lee Stadium

(All times listed as Eastern)

2/27	Murray State	3 p.m.
2/27	Furman	5:30 p.m.
2/28	Bradley	12:30 p.m.
2/28	2 v3 or 1 v 4 Semifinal	3 p.m./5:30 p.m.
3/1	3rd Place/Champ. Game	11 a.m./1:30 p.m.

TENNESSEE TOURNAMENT

March 5-8

Knoxville, Tenn.

Sherri Parker Lee Stadium

(All times listed as Eastern)

3/5	Indiana State	5 p.m.
3/6	North Dakota State	4:30 p.m.
3/7	Northern Iowa	11:30 a.m.
3/7	BYU	2 p.m.
3/8	Purdue	12:30 p.m.



OHIO

BOBCATS

FEB. 6 | KENNESAW, GA.

QUICK FACTS

Location: Athens, Ohio

Colors: Green and White

Stadium: Ohio Softball Field

Conference: Mid-American

Head Coach: Jodi Hermanek

Series: UT leads, 3-0

At Neutral: N/A

Last Meeting: W, 5-1, 3/7/10

2014 Overall Record: 32-26

2014 Conf. Record/Finish: 12-8, 3rd

2014 Final NCAA RPI: 95

2014 Final NFCA Rank: NR

2014 Final USA Softball Rank: NR

MEDIA INFO

Media Contact: Sarah Legarsky

E-mail: legarsky@ohio.edu

Phone: 740-597-1837

Web Site: ohiobobcats.com



DAYTON

FLYERS

FEB. 6 | KENNESAW, GA.

QUICK FACTS

Location: Dayton, Ohio

Colors: Blue and Red

Stadium: UD Softball Field

Conference: Atlantic 10

Head Coach: Cara LaPlaca

Series: First Meeting

At Neutral: N/A

Last Meeting: N/A

2014 Overall Record: 27-29

2014 Conf. Record/Finish: 9-9, 5th

2014 Final NCAA RPI: 214

2014 Final NFCA Rank: NR

2014 Final USA Softball Rank: NR

MEDIA INFO

Media Contact: Amy Brown

E-mail: brown8@udayton.edu

Phone: 937-229-4460

Web Site: daytonflyers.com



KENNESAW STATE

OWLS

FEB. 7 | KENNESAW, GA.

APR. 21 | KNOXVILLE, TENN.

QUICK FACTS

Location: Kennesaw, Ga.

Colors: Black and Gold

Stadium: Bailey Park

Conference: Atlantic Sun

Head Coach: Tory Acheson

Series: First Meeting

At Neutral: N/A

Last Meeting: N/A

2014 Overall Record: 24-29

2014 Conf. Record/Finish: 13-12, 5th

2014 Final NCAA RPI: 116

2014 Final NFCA Rank: NR

2014 Final USA Softball Rank: NR

MEDIA INFO

Media Contact: Libby Knight

E-mail: eknight10@kennesaw.edu

Phone: 470-578-7589

Web Site: ksuowls.com



NORTHERN KENTUCKY NORSE

FEB. 8 | KENNESAW, GA.

QUICK FACTS

Location: Highland Heights, Ky.
Colors: Black, White and Gold
Stadium: Frank Ignatius Grein Softball Field
Conference: Atlantic Sun
Head Coach: Kathy Stewart
Series: First Meeting
At Neutral: N/A
Last Meeting: N/A
2014 Overall Record: 5-45
2014 Conf. Record/Finish: 1-25, 10th
2014 Final NCAA RPI: 261
2014 Final NFCA Rank: NR
2014 Final USA Softball Rank: NR

MEDIA INFO

Media Contact: Mike Anderson
E-mail: andersonm3@nku.edu
Phone: 859-572-7659
Web Site: nkunorse.com



FORDHAM RAMS

FEB. 13 | TAMPA, FLA.

QUICK FACTS

Location: Bronx, N.Y.
Colors: Maroon and White
Stadium: Bahooshy Softball Complex
Conference: Atlantic 10
Head Coach: Bridget Orchard
Series: First Meeting
At Neutral: N/A
Last Meeting: N/A
2014 Overall Record: 36-20
2014 Conf. Record/Finish: 13-3, 1st
2014 Final NCAA RPI: 57
2014 Final NFCA Rank: NR
2014 Final USA Softball Rank: NR

MEDIA INFO

Media Contact: Andrew O'Connell
E-mail: anoconnell@fordham.edu
Phone: 718-817-4243
Web Site: fordhamsports.com



FLORIDA GULF COAST EAGLES

FEB. 13 | TAMPA, FLA.

QUICK FACTS

Location: Fort Meyers, Fla.
Colors: Emerald Green, Cobalt Blue
Stadium: FGCU Softball Complex
Conference: Atlantic Sun
Head Coach: David Deiros
Series: UT leads, 1-0
At Neutral: UT leads, 1-0
Last Meeting: W, 6-2, 2/16/08
2014 Overall Record: 33-26-1
2014 Conf. Record/Finish: 14-13, 6th
2014 Final NCAA RPI: 90
2014 Final NFCA Rank: NR
2014 Final USA Softball Rank: NR

MEDIA INFO

Media Contact: Danny Hunt
E-mail: dahunt@fgcu.edu
Phone: 239-590-7064
Web Site: fgcuathletics.com



USF BULLS

FEB. 14 | TAMPA, FLA.

QUICK FACTS

Location: Tampa, Fla.
Colors: Green and Gold
Stadium: USF Softball Stadium
Conference: Atlantic Athletic
Head Coach: Ken Eriksen
Series: UT leads, 9-8-1
At Tampa: USF leads, 9-8-1
Last Meeting: W, 3-2, 2/15/14
2014 Overall Record: 43-17
2014 Conf. Record/Finish: 13-5, 2nd
2014 Final NCAA RPI: 30
2014 Final NFCA Rank: NR
2014 Final USA Softball Rank: NR

MEDIA INFO

Media Contact: Sean Barows
E-mail: sbarows@usf.edu
Phone: 813-974-7099
Web Site: gousfbulls.com



DETROIT TITANS

FEB. 14 | TAMPA, FLA.

QUICK FACTS

Location: Detroit, Mich.
Colors: Blue and Red
Stadium: Buysse Ballpark
Conference: Horizon League
Head Coach: John Conway
Series: UT leads, 1-0
At Neutral: UT leads, 1-0
Last Meeting: W, 10-2, 2/15/98
2014 Overall Record: 7-40
2014 Conf. Record/Finish: 3-16, 8th
2014 Final NCAA RPI: 275
2014 Final NFCA Rank: NR
2014 Final USA Softball Rank: NR

MEDIA INFO

Media Contact: Jeremiah Hergott
E-mail: jeremiah.bergott@udmercy.edu
Phone: 313-993-1745
Web Site: detroittitans.com



ST. JOHN'S RED STORM

FEB. 15 | TAMPA, FLA.

QUICK FACTS

Location: Queens, N.Y.
Colors: Red and White
Stadium: Red Storm Field
Conference: Big East
Head Coach: Amy Kvilhaug
Series: First Meeting
At Neutral: N/A
Last Meeting: N/A
2014 Overall Record: 28-23
2014 Conf. Record/Finish: 12-8, 2nd
2014 Final NCAA RPI: 119
2014 Final NFCA Rank: NR
2014 Final USA Softball Rank: NR

MEDIA INFO

Media Contact: Kevin Fountain
E-mail: kevin.fountain13@stjohns.edu
Phone: 718-990-5341
Web Site: redstormsports.com

GENERAL

2015 PREVIEW

STAFF

PLAYERS

OPPONENTS

2014 REVIEW

HISTORY & RECORDS





NOTRE DAME FIGHTING IRISH

FEB. 19 | CATHEDRAL CITY, CALIF.

QUICK FACTS

Location: Notre Dame, Ind.
Colors: Gold and Blue
Stadium: Melissa Cook Stadium
Conference: ACC
Head Coach: Deanna Gumpf
Series: ND leads, 3-0
At Neutral: ND leads, 3-0
Last Meeting: L, 2-5, 2/27/05
2014 Overall Record: 41-13
2014 Conf. Record/Finish: 16-5, 2nd
2014 Final NCAA RPI: 25
2014 Final NFCA Rank: 22
2014 Final USA Softball Rank: 20

MEDIA INFO

Media Contact: Tony Jones
E-mail: ajones25@nd.edu
Phone: 574-631-1762
Web Site: und.com



FLORIDA STATE SEMINOLES

FEB. 19 | CATHEDRAL CITY, CALIF.

QUICK FACTS

Location: Tallahassee, Fla.
Colors: Garnet and Gold
Stadium: JoAnne Graf Field
Conference: ACC
Head Coach: Lonni Almeda
Series: UT leads, 2-0
At Neutral: UT leads, 2-0
Last Meeting: W, 8-5, 3/1/08
2014 Overall Record: 55-9
2014 Conf. Record/Finish: 24-3, 1st
2014 Final NCAA RPI: 8
2014 Final NFCA Rank: 7
2014 Final USA Softball Rank: 7

MEDIA INFO

Media Contact: Scott Moriak
E-mail: smoriak@fsu.edu
Phone: 850-644-1403
Web Site: seminoles.com



CALIFORNIA GOLDEN BEARS

FEB. 20 | CATHEDRAL CITY, CALIF.

QUICK FACTS

Location: Berkeley, Calif.
Colors: Blue and Gold
Stadium: Levine-Fricke Field
Conference: Pac-12
Head Coach: Diane Ninemire
Series: Cal leads, 4-0
At Neutral: Cal leads, 2-0
Last Meeting: L, 5-13, 2/10/12
2014 Overall Record: 23-29
2014 Conf. Record/Finish: 4-18, 9th
2014 Final NCAA RPI: 67
2014 Final NFCA Rank: NR
2014 Final USA Softball Rank: NR

MEDIA INFO

Media Contact: Mara Rudolph
E-mail: marar@berkeley.edu
Phone: 510-643-5846
Web Site: calbears.com



UTAH UTES

FEB. 21 | CATHEDRAL CITY, CALIF.

QUICK FACTS

Location: Salt Lake City, Utah
Colors: Crimson and White
Stadium: Utah Softball Stadium
Conference: Pac-12
Head Coach: Amy Hogue
Series: Tied, 1-1
At Neutral: Tied, 1-1
Last Meeting: W, 4-1, 2/21/04
2014 Overall Record: 31-24
2014 Conf. Record/Finish: 8-15, 6th
2014 Final NCAA RPI: 63
2014 Final NFCA Rank: NR
2014 Final USA Softball Rank: NR

MEDIA INFO

Media Contact: Dameon Myres
E-mail: dmyres@huntsman.utah.edu
Phone: 801-587-7298
Web Site: utahutes.com



NEBRASKA CORNHUSKERS

FEB. 21 | CATHEDRAL CITY, CALIF.

QUICK FACTS

Location: Lincoln, Neb.
Colors: Scarlet and Cream
Stadium: Bowlin Stadium
Conference: Big Ten
Head Coach: Rhonda Revelle
Series: UT leads, 4-0
At Neutral: UT leads, 3-0
Last Meeting: W, 5-3, 2/22/14
2014 Overall Record: 44-18
2014 Conf. Record/Finish: 18-5, 1st
2014 Final NCAA RPI: 21
2014 Final NFCA Rank: 16
2014 Final USA Softball Rank: 17

MEDIA INFO

Media Contact: Matt Smith
E-mail: msmith@huskers.com
Phone: 402-472-2263
Web Site: huskers.com



GEORGIA TECH YELLOW JACKETS

FEB. 24 | KNOXVILLE, TENN.

QUICK FACTS

Location: Atlanta, Ga.
Colors: Navy and Gold
Stadium: Shirley Clements Mewborn Field
Conference: ACC
Head Coach: Shelly Hoerner
Series: UT leads, 4-1
At Knoxville: UT leads, 1-0
Last Meeting: W, 9-0, 2/24/12
2014 Overall Record: 23-25
2014 Conf. Record/Finish: 11-17, 8th
2014 Final NCAA RPI: 89
2014 Final NFCA Rank: NR
2014 Final USA Softball Rank: NR

MEDIA INFO

Media Contact: Lauren Rupert
E-mail: lrupert@athletics.gatech.edu
Phone: 404-894-5445
Web Site: ramblinwreck.com



MURRAY STATE RACERS

FEB. 27 | KNOXVILLE, TENN.

QUICK FACTS

Location: Murray, Ky.
Colors: Blue and Gold
Stadium: Racer Field
Conference: Ohio Valley
Head Coach: Kara Amundson
Series: UT leads, 2-0
At Knoxville: UT leads, 2-0
Last Meeting: W, 7-0, 3/13/13
2014 Overall Record: 32-23
2014 Conf. Record/Finish: 16-9, 3rd
2014 Final NCAA RPI: 111
2014 Final NFCA Rank: NR
2014 Final USA Softball Rank: NR

MEDIA INFO

Media Contact: Parker Griffith
E-mail: pgriffith2@murraystate.edu
Phone: 270-809-3351
Web Site: goracers.com



VIRGINIA TECH HOKIES

MARCH 3 | BLACKSBURG, VA.

QUICK FACTS

Location: Blacksburg, Va.
Colors: Burnt Orange, Chicago Maroon
Stadium: Tech Softball Park
Conference: ACC
Head Coach: Scot Thomas
Series: UT leads, 10-7
At Knoxville: N/A
Last Meeting: W, 12-0 (5), 5/17/14
2014 Overall Record: 36-23
2014 Conf. Record/Finish: 19-9, 3rd
2014 Final NCAA RPI: 45
2014 Final NFCA Rank: NR
2014 Final USA Softball Rank: NR

MEDIA INFO

Media Contact: Bryan Johnston
E-mail: blg@vt.edu
Phone: 540-231-3387
Web Site: hokiesports.com



FURMAN PALADINS

FEB. 27 | KNOXVILLE, TENN.

QUICK FACTS

Location: Greenville, S.C.
Colors: Purple and Gray
Stadium: Pepsi Softball Stadium
Conference: Southern
Head Coach: Kyle Jamieson
Series: UT leads, 8-0
At Knoxville: UT leads, 5-0
Last Meeting: W, 8-0 (6), 3/27/12
2014 Overall Record: 29-26
2014 Conf. Record/Finish: 12-8, 3rd
2014 Final NCAA RPI: 93
2014 Final NFCA Rank: NR
2014 Final USA Softball Rank: NR

MEDIA INFO

Media Contact: Jordan Caskey
E-mail: jordan.caskey@furman.edu
Phone: 864-294-3065
Web Site: furmanpaladins.com



INDIANA STATE SYCAMORES

MARCH 5 | KNOXVILLE, TENN.

QUICK FACTS

Location: Terre Haute, Ind.
Colors: Blue and White
Stadium: Eleanor Forsythe St. John Softball Complex
Conference: Missouri Valley
Head Coach: Shane Bouman
Series: ISU leads, 1-0
At Knoxville: ISU leads, 1-0
Last Meeting: L, 0-1, 3/23/96
2014 Overall Record: 27-26
2014 Conf. Record/Finish: 9-17, 9th
2014 Final NCAA RPI: 178
2014 Final NFCA Rank: NR
2014 Final USA Softball Rank: NR

MEDIA INFO

Media Contact: Blaine Kinsey
E-mail: blaine.kinsey@indstate.edu
Phone: 812-237-8972
Web Site: gosycamores.com



BRADLEY BRAVES

FEB. 28 | KNOXVILLE, TENN.

QUICK FACTS

Location: Peoria, Ill.
Colors: Red and White
Stadium: Laura Bradley Park
Conference: Missouri Valley
Head Coach: Amy Hayes
Series: UT leads, 1-0
At Knoxville: N/A
Last Meeting: W, 12-5 (5), 2/20/10
2014 Overall Record: 27-32
2014 Conf. Record/Finish: 15-12, 4th
2014 Final NCAA RPI: 123
2014 Final NFCA Rank: NR
2014 Final USA Softball Rank: NR

MEDIA INFO

Media Contact: Jim Rea
E-mail: jrea@bradley.edu
Phone: 309-677-3869
Web Site: bradleybraves.com



NORTH DAKOTA STATE BISON

MARCH 6 | KNOXVILLE, TENN.

QUICK FACTS

Location: Fargo, N.D.
Colors: Green and Yellow
Stadium: Ellig Sports Complex
Conference: Summit
Head Coach: Darren Mueller
Series: First Meeting
At Knoxville: N/A
Last Meeting: N/A
2014 Overall Record: 36-18
2014 Conf. Record/Finish: 13-3, 1st
2014 Final NCAA RPI: 41
2014 Final NFCA Rank: NR
2014 Final USA Softball Rank: NR

MEDIA INFO

Media Contact: Jeff Schwartz
E-mail: jeff.schwartz@ndsu.edu
Phone: 701-231-8332
Web Site: gobison.com

GENERAL

2015 PREVIEW

STAFF

PLAYERS

OPPONENTS

2014 REVIEW

HISTORY & RECORDS





NORTHERN IOWA PANTHERS

MARCH 7 | KNOXVILLE, TENN.

QUICK FACTS

Location: Cedar Falls, Iowa
Colors: Purple and Gold
Stadium: Robinson-Dresser Sports Complex
Conference: Missouri Valley
Head Coach: Ryan Jacobs
Series: First Meeting
At Knoxville: N/A
Last Meeting: N/A
2014 Overall Record: 28-20
2014 Conf. Record/Finish: 14-12, 5th
2014 Final NCAA RPI: 97
2014 Final NFCA Rank: NR
2014 Final USA Softball Rank: NR

MEDIA INFO

Media Contact: Riley Ubben
E-mail: ubbenr@uni.edu
Phone: 319-273-3783
Web Site: unipanthers.com



BYU COUGARS

MARCH 7 | KNOXVILLE, TENN.

QUICK FACTS

Location: Provo, Utah
Colors: BYU Blue and White
Stadium: Miller Park
Conference: West Coast
Head Coach: Gordon Eakin
Series: UT leads, 5-1
At Knoxville: UT leads, 5-0
Last Meeting: L, 3-6, 2/27/14
2014 Overall Record: 33-21
2014 Conf. Record/Finish: 12-2, 1st
2014 Final NCAA RPI: 71
2014 Final NFCA Rank: NR
2014 Final USA Softball Rank: NR

MEDIA INFO

Media Contact: McKay Perry
E-mail: softball_sid@byu.edu
Phone: 707-533-7420
Web Site: byucougars.com



PURDUE BOILERMAKERS

MARCH 8 | KNOXVILLE, TENN.

QUICK FACTS

Location: West Lafayette, Ind.
Colors: Black and Gold
Stadium: Boilermaker Sports Complex
Conference: Big Ten
Head Coach: Kim Schuette
Series: UT leads, 2-1
At Knoxville: Tied, 1-1
Last Meeting: W, 12-3 (5), 2/18/06
2014 Overall Record: 27-28-1
2014 Conf. Record/Finish: 13-10, 7th
2014 Final NCAA RPI: 73
2014 Final NFCA Rank: NR
2014 Final USA Softball Rank: NR

MEDIA INFO

Media Contact: Wendy Mayer
E-mail: wbroker@purdue.edu
Phone: 765-494-3919
Web Site: purduesports.com



ILLINOIS STATE REDBIRDS

MARCH 10 | KNOXVILLE, TENN.

QUICK FACTS

Location: Normal, Ill.
Colors: Red and White
Stadium: Marian Kneer Stadium
Conference: Missouri Valley
Head Coach: Melinda Fischer
Series: UT leads, 5-0
At Knoxville: UT leads, 2-0
Last Meeting: W, 6-0, 2/25/12
2014 Overall Record: 25-28
2014 Conf. Record/Finish: 17-8, 2nd
2014 Final NCAA RPI: 62
2014 Final NFCA Rank: NR
2014 Final USA Softball Rank: NR

MEDIA INFO

Media Contact: Zach Wadley
E-mail: zwadley@ilstu.edu
Phone: 309-438-5746
Web Site: goredbirds.com



SOUTH CAROLINA GAMECOCKS

MARCH 13-15 | COLUMBIA, S.C.

QUICK FACTS

Location: Columbia, S.C.
Colors: Garnet and Black
Stadium: Carolina Softball Stadium
Conference: SEC
Head Coach: Beverly Smith
Series: UT leads, 35-15
At Knoxville: UT leads, 15-8
Last Meeting: W, 6-5, 3/23/14
2014 Overall Record: 36-22
2014 Conf. Record/Finish: 11-13, 9th
2014 Final NCAA RPI: 34
2014 Final NFCA Rank: NR
2014 Final USA Softball Rank: NR

MEDIA INFO

Media Contact: Koby Padgett
E-mail: kpadgett@sc.edu
Phone: 803-386-8345
Web Site: gamecocksonline.com



WESTERN KENTUCKY HILLTOPPERS

MARCH 17 | KNOXVILLE, TENN.

QUICK FACTS

Location: Bowling Green, Ky.
Colors: Red and White
Stadium: WKU Softball Complex
Conference: Conference USA
Head Coach: Amy Tudor
Series: UT leads, 5-1
At Knoxville: UT leads, 5-1
Last Meeting: L, 2-3, 3/8/14
2014 Overall Record: 33-24-1
2014 Conf. Record/Finish: 11-10, 4th
2014 Final NCAA RPI: 80
2014 Final NFCA Rank: NR
2014 Final USA Softball Rank: NR

MEDIA INFO

Media Contact: Whitney Tarpay
E-mail: whitney.tarpay@wku.edu
Phone: 270-745-4363
Web Site: wkusports.com



MISSOURI TIGERS

MARCH 20-22 | KNOXVILLE, TENN.

QUICK FACTS

Location: Columbia, Mo.
Colors: Black and Gold
Stadium: University Field
Conference: SEC
Head Coach: Ehren Earleywine
Series: MU leads, 3-1
At Knoxville: N/A
Last Meeting: L, 0-3, 5/11/13
2014 Overall Record: 43-18
2014 Conf. Record/Finish: 15-9, 5th
2014 Final NCAA RPI: 16
2014 Final NFCA Rank: 19
2014 Final USA Softball Rank: 18

MEDIA INFO

Media Contact: Chad Moller
E-mail: mollerc@missouri.edu
Phone: 573-882-0712
Web Site: mutigers.com



ETSU BUCCANEERS

MARCH 24 | JOHNSON CITY, TENN.
APRIL 14 | KNOXVILLE, TENN.

QUICK FACTS

Location: Johnson City, Tenn.
Colors: Navy and Gold
Stadium: Betty Basler Field
Conference: Southern
Head Coach: Brad Irwin
Series: UT leads, 15-0
At Knoxville: UT leads, 15-0
Last Meeting: W, 8-0 (6), 3/3/12
2014 Overall Record: 20-32
2014 Conf. Record/Finish: 7-18, 9th
2014 Final NCAA RPI: 202
2014 Final NFCA Rank: NR
2014 Final USA Softball Rank: NR

MEDIA INFO

Media Contact: Lance Rinker
E-mail: etsusid@gmail.com
Phone: 423-439-5612
Web Site: etsubucs.com



GEORGIA BULLDOGS

MARCH 28-30 | KNOXVILLE, TENN.

QUICK FACTS

Location: Athens, Ga.
Colors: Black and Red
Stadium: Jack Turner Stadium
Conference: SEC
Head Coach: Lu Harris-Champer
Series: UT leads, 34-29
At Knoxville: UGA leads, 15-13
Last Meeting: W, 6-1, 4/7/13
2014 Overall Record: 49-15
2014 Conf. Record/Finish: 15-9, 4th
2014 Final NCAA RPI: 4
2014 Final NFCA Rank: 13
2014 Final USA Softball Rank: 12

MEDIA INFO

Media Contact: Jen Galas
E-mail: jgalas@sports.uga.edu
Phone: 706-542-7965
Web Site: georgiadogs.com



AUBURN TIGERS

APRIL 2-4 | AUBURN, ALA.

QUICK FACTS

Location: Auburn, Ala.
Colors: Navy Blue and Burnt Orange
Stadium: Moore Field
Conference: SEC
Head Coach: Clint Myers
Series: UT leads, 33-18
At Auburn: UT leads, 12-10
Last Meeting: W, 6-0, 4/14/13
2014 Overall Record: 42-19-1
2014 Conf. Record/Finish: 11-13, 8th
2014 Final NCAA RPI: 18
2014 Final NFCA Rank: 20
2014 Final USA Softball Rank: 21

MEDIA INFO

Media Contact: John Thomas
E-mail: john.thomas@auburn.edu
Phone: 334-844-9806
Web Site: auburntigers.com



EASTERN KENTUCKY COLONELS

APRIL 7 | KNOXVILLE, TENN.

QUICK FACTS

Location: Richmond, Ky.
Colors: Maroon and White
Stadium: Gertrude Hood Field
Conference: Ohio Valley
Head Coach: Jane Worthington
Series: UT leads, 7-0
At Knoxville: UT leads, 4-0
Last Meeting: W, 8-0 (5), 3/27/13
2014 Overall Record: 29-22
2014 Conf. Record/Finish: 15-10, 2nd
2014 Final NCAA RPI: 132
2014 Final NFCA Rank: NR
2014 Final USA Softball Rank: NR

MEDIA INFO

Media Contact: Michael Clark
E-mail: michael.clark@eku.edu
Phone: 859-622-6170
Web Site: ekusports.com



LSU TIGERS

APRIL 10-12 | KNOXVILLE, TENN.

QUICK FACTS

Location: Baton Rouge, La.
Colors: Purple and Gold
Stadium: Tiger Park
Conference: SEC
Head Coach: Beth Torina
Series: UT leads, 26-22-1
At Knoxville: UT leads, 14-7
Last Meeting: W, 9-0 (6), 4/6/14
2014 Overall Record: 38-24
2014 Conf. Record/Finish: 13-11, 7th
2014 Final NCAA RPI: 19
2014 Final NFCA Rank: 21
2014 Final USA Softball Rank: 22

MEDIA INFO

Media Contact: Clyde Verdin
E-mail: cverdin@lsu.edu
Phone: 225-578-8204
Web Site: lsusports.net

GENERAL

2015 PREVIEW

STAFF

PLAYERS

OPPONENTS

2014 REVIEW

HISTORY & RECORDS





MISSISSIPPI STATE BULLDOGS

APRIL 17-19 | STARKVILLE, MISS.

QUICK FACTS

Location: Starkville, Miss.
Colors: Maroon and White
Stadium: MSU Softball Field
Conference: SEC
Head Coach: Vann Stuedeman
Series: UT leads, 31-17
At Starkville: UT leads, 14-6
Last Meeting: L, 7-11, 4/20/14
2014 Overall Record: 39-21
2014 Conf. Record/Finish: 10-14, 10th
2014 Final NCAA RPI: 36
2014 Final NFCA Rank: NR
2014 Final USA Softball Rank: NR

MEDIA INFO

Media Contact: Andrew Piper
E-mail: apiper@athletics.msstate.edu
Phone: 662-325-0972
Web Site: hailstate.com



SEC TOURNAMENT

MAY 6-9 | BATON ROUGE, LA.

AT TIGER PARK

DATE	ROUND	TIME/TV
5/6	1st Round	Noon ET/SECN
5/6	1st Round	2:30 p.m. ET/SECN
5/6	1st Round	5 p.m. ET/SECN
5/6	1st Round	7:30 p.m. ET/SECN
5/7	Quarters	11 a.m. ET/SECN
5/7	Quarters	1:30 p.m. ET/SECN
5/7	Quarters	4 p.m. ET/SECN
5/7	Quarters	6:30 p.m. ET/SECN
5/8	Semis	3 p.m. ET/ESPNU
5/8	Semis	5:30 p.m. ET/ESPNU
5/8	Champ	8 p.m. ET/ESPNU



ALABAMA CRIMSON TIDE

APRIL 23-25 | TUSCALOOSA, ALA.

QUICK FACTS

Location: Tuscaloosa, Ala.
Colors: Crimson and White
Stadium: Rhoads Stadium
Conference: SEC
Head Coach: Patrick Murphy
Series: UA leads, 33-20
At Tuscaloosa: UA leads, 16-5
Last Meeting: W, 5-3, 5/25/13
2014 Overall Record: 53-13
2014 Conf. Record/Finish: 19-5, 1st
2014 Final NCAA RPI: 2
2014 Final NFCA Rank: 2
2014 Final USA Softball Rank: 2

MEDIA INFO

Media Contact: Nathan Sheehan
E-mail: nsheehan@ia.ua.edu
Phone: 205-348-6734
Web Site: rolltide.com



NCAA TOURNAMENT

REGIONALS

May 15-17 Sites TBD

SUPER REGIONALS

May 21-24 Sites TBD

WOMEN'S COLLEGE WORLD SERIES

May 28-June 3 Oklahoma City, Okla.



KENTUCKY WILDCATS

MAY 1-3 | KNOXVILLE, TENN.

QUICK FACTS

Location: Lexington, Ky.
Colors: Blue and White
Stadium: John Cropp Stadium
Conference: SEC
Head Coach: Rachel Lawson
Series: UT leads, 37-13
At Knoxville: UT leads, 17-5
Last Meeting: W, 9-2, 4/27/14
2014 Overall Record: 50-19
2014 Conf. Record/Finish: 13-11, 6th
2014 Final NCAA RPI: 10
2014 Final NFCA Rank: 6
2014 Final USA Softball Rank: 6

MEDIA INFO

Media Contact: Evan Crane
E-mail: wesley.crane@uky.edu
Phone: 859-257-8431
Web Site: ukathletics.com

2014 SEASON REVIEW





The Tennessee softball team's 2014 season featured both outstanding performances by its senior leaders and moments of brilliance by the Lady Vols' young rising stars.

UT finished ranked in both the USA Today/NFCA Division I Top 25 Poll (No. 12) and the ESPN.com/USA Softball Collegiate Top 25 (No. 11) for the 11th-consecutive season.

Tennessee closed 2014 with a 46-12 record, and made its seventh appearance in the NCAA Super Regionals.

From an awards standpoint, Tennessee collected just about every major award in collegiate softball. Senior shortstop Madison Shipman was named the 2014 Honda Sports Award Winner for softball, joining Monica Abbott as the only two Lady Vols to win the sport's highest award for excellence on and off the field. Shipman also won the prestigious Senior CLASS Award, becoming the first of six Tennessee finalists all-time to take home the award. Shipman hit .417 as a senior with 18 homers, 16 doubles, 54 RBIs, 56 runs and 13 stolen bases. She earned NFCA All-America honors for the third-straight year and Capital One Academic All-America accolades for the second-straight season. Shipman became UT's fourth SEC Player of the Year after hitting .449 with eight homers, seven doubles, 25 RBIs and 26 runs in conference play. Shipman ended her Tennessee career ranked third in career homers (44) and fourth in career RBIs (207).

Freshman catcher Annie Aldrete burst onto the scene with a breakout rookie campaign. Aldrete was named co-winner of the inaugural NFCA Division I National Freshman of the Year Award after hitting .361 with 19 homers, 14 doubles, 65 RBIs and 37 runs scored. Her 19 homers tied UT's single-season record. Aldrete also garnered NFCA All-America, First-Team All-SEC and Freshman All-SEC honors. She was at her best in conference play, recording a .342 batting average, knocking 12 of her 19 home runs and racking up a team-high 30 RBIs against SEC teams.

Senior pitcher Ellen Renfroe concluded her amazing Tennessee career with another stellar season in the circle. Renfroe's excellence in the classroom was rewarded as she

was named the 2014 Capital One Academic All-American of the Year for softball and the SEC Scholar-Athlete of the Year. She became the fourth Lady Vol to earn an NCAA Postgraduate Scholarship. Renfroe received NFCA All-Southeast Region honors for the fourth-straight year after going 30-8 with a 2.02 ERA and 245 strikeouts over 239.1 innings. Renfroe earned All-SEC accolades for the third time in her career after going 12-5 with 93 strikeouts and a 3.08 ERA in conference play. She finished her UT career ranked second in just about every pitching category, including ERA (1.65), starts (129), wins (102), winning percentage (.803, 102-25), solo shutouts (41), innings pitched (872.0) and strikeouts (1,005).

Senior Melissa Davin saved her finest season for her 2014 senior campaign. She earned NFCA All-Southeast Region honors after hitting .331 with a career-high 14 homers, 41 RBIs and 50 runs scored. Davin earned First-Team All-SEC accolades after hitting .392 with eight homers, six doubles, 21 RBIs and 28 runs in SEC play. She concluded her Tennessee career with 30 home runs, which is tied for fifth-most in school history. The Fresno, Calif., native was named to the SEC Community Service Team for her outstanding work in the community.

Tennessee enjoyed a dominating start to the season, going 14-0 in its first 14 games. Shipman tied Kristi Durant's Tennessee single-season hitting streak record with hits in 20-straight games from Feb. 9 to March 9.

Rainey Gaffin emerged as a strong pitcher in 2015 and made a big statement in her first start in the circle. Gaffin fanned six batters and threw a no-hitter in Tennessee's 8-0 (5) win over Wright State on March 5. Gaffin became the first UT pitcher to throw a no-no in her first collegiate start in the circle since Monica Abbott did it on Feb. 5, 2004, against Saint Mary's. The no-hitter was the 45th in Tennessee softball history. Gaffin finished the season with a 1.15 ERA, a 7-3 record and 55 strikeouts over 48.2 innings. She also made big strides offensively, setting new career highs with a .311 batting average, 24 runs, 33 hits and 12 stolen bases.

The Lady Vols were strong in SEC play, earning the No. 2 seed in the SEC Tournament after going 17-7 in conference games. UT's SEC season featured sweeps of South Carolina, No. 4 Florida and Ole Miss. Tennessee went 7-2 against SEC teams that were ranked at the time of the game during the conference season. At the SEC Tournament in Columbia, S.C., the Lady Vols fell to No. 15 Kentucky, 2-0, in the quarterfinals.

UT earned the No. 10 national seed in the NCAA Tournament, earning its 12th berth to the tourney and its 10th time as an NCAA Regional host. UT dominated the Knoxville Regional, smashing Charleston Southern, 12-3 (5) and Virginia Tech, 12-0 (5). The Lady Vols set a new single-game record with six home runs in the win over the Hokies. Renfro threw a 10-strikeout, three-hit shutout against Lipscomb and Lesi Overstreet smashed a two-run homer in the six to lift Tennessee to its seventh NCAA Super Regional appearance.

In Super Regionals, Tennessee would get a rematch of the 2013 Women's College World Series Championship

Series, facing No. 7 national seed Oklahoma in Norman from May 23-25. Once again, the Lady Vols and Sooners put on an epic show for fans watching on the ESPN networks. Oklahoma took Game 1, 8-1, following a two-hour, 37-minute rain delay in the middle of the game. Game 2 would also be plagued by a three-hour, 54-minute rain delay, but a solo homer by Megan Geer and a three-run fifth backed seven shutout inning by Rnefro to give Tennessee a 4-0 win. With Game 2 ending just before 11 p.m. CT, both teams agreed to push Game 3 to Sunday. Oklahoma ended Tennessee's season for the second-straight year in Game 3, with an 8-2 Sooner victory. Tennessee led 1-0 in the second inning after Geer scored on a dropped fly ball by OU's Destinee Martinez. The Sooners took a 2-1 lead in the third, but UT answered in the top of the fourth when Davin smacked a solo home run to left field to even the game at 2-2. Oklahoma score one in the fourth, one in the fifth and four in the sixth to finish the game.



#44 MADISON SHIPMAN

- Honda Sports Award Winner
- Senior CLASS Award Winner
- SEC Player of the Year
- Top 10 Finalist for USA Softball Player of Year
- NFCA First-Team All-American (At-Large-SS)
- Capital One First-Team Academic All-American
- NFCA Second-Team All-Southeast Region (SS)
- First-Team All-SEC (SS)
- SEC All-Defensive Team (SS)
- 2x SEC Player of the Week
- SEC Spring Academic Honor Roll



#24 ANNIE ALDRETE

- NFCA Division I National Co-Freshman of Year
- NFCA Second-Team All-American (At-Large-C)
- NFCA First-Team All-Southeast Region (C)
- First-Team All-SEC (C)
- Freshman All-SEC (C)
- 2x SEC Freshman of the Week



#13 ELLEN RENFROE

- Capital One Academic All-American of Year
- NCAA Postgraduate Scholarship Recipient
- Top 25 Finalist for USA Softball Player of Year
- NFCA Third-Team All-Southeast Region (P)
- USA Softball Player of the Week (4/1)
- 3x SEC Pitcher of the Week
- SEC Spring Academic Honor Roll

GENERAL

2015 PREVIEW

STAFF

PLAYERS

OPPONENTS

2014 REVIEW

HISTORY & RECORDS



2014 RESULTS

Date	Opposing team	Result	Score	Inn.	Overall	SEC	Pitcher of record	Attend	Time
2/7/14	vs Northern Colorado	W	8-0	5	1-0-0	0-0-0	E. Renfroe (W 1-0)	85	1:27
2/8/14	vs Northern Colorado	W	8-3	7	2-0-0	0-0-0	R. Gaffin (W 1-0)	550	2:09
2/8/14	at Georgia Southern	W	1-0	7	3-0-0	0-0-0	E. Renfroe (W 2-0)	751	1:59
2/9/14	vs Oakland	W	14-3	7	4-0-0	0-0-0	C. Tarango (W 1-0)	169	2:05
2/14/14	vs Pittsburgh	W	5-0	7	5-0-0	0-0-0	E. Renfroe (W 3-0)	337	1:50
2/14/14	vs Binghamton	W	10-0	5	6-0-0	0-0-0	E. Gabriel (W 1-0)	179	1:20
2/15/14	at USF	W	3-2	7	7-0-0	0-0-0	R. Gaffin (W 2-0)	1485	2:17
2/15/14	vs Illinois	W	10-0	7	8-0-0	0-0-0	E. Renfroe (W 4-0)	97	2:25
2/16/14	vs Wright State	W	10-2	5	9-0-0	0-0-0	E. Gabriel (W 2-0)	147	1:37
2/22/14	vs #11 Nebraska	W	5-3	7	10-0-0	0-0-0	E. Renfroe (W 5-0)	400	2:38
2/22/14	vs Oregon State	W	5-1	7	11-0-0	0-0-0	E. Gabriel (W 3-0)	178	2:21
2/23/14	vs #11 Stanford	W	3-1	7	12-0-0	0-0-0	E. Renfroe (W 6-0)	350	2:05
2/23/14	vs Fresno State	W	5-4	7	13-0-0	0-0-0	E. Renfroe (W 7-0)	500	2:44
2/25/14	at Cal State Fullerton	W	8-4	7	14-0-0	0-0-0	E. Renfroe (W 8-0)	665	2:34
2/27/14	vs BYU	L	3-6	7	14-1-0	0-0-0	C. Tarango (L 1-1)	201	2:46
2/27/14	at San Diego State	W	3-1	7	15-1-0	0-0-0	E. Renfroe (W 9-0)	330	2:10
3/5/14	WRIGHT STATE	W	9-0	6	16-1-0	0-0-0	E. Renfroe (W 10-0)	1312	1:55
3/5/14	WRIGHT STATE	W	8-0	6	17-1-0	0-0-0	R. Gaffin (W 3-0)	1312	1:48
3/7/14	HOLY CROSS	W	5-0	7	18-1-0	0-0-0	E. Gabriel (W 4-0)	1236	1:37
3/7/14	CAMPBELL	W	1-0	7	19-1-0	0-0-0	E. Renfroe (W 11-0)	1357	1:43
3/8/14	WESTERN KENTUCKY	L	2-3	7	19-2-0	0-0-0	R. Gaffin (L 3-1)	1772	2:00
3/9/14	GEORGIA SOUTHERN	W	2-0	7	20-2-0	0-0-0	E. Renfroe (W 12-0)	1725	2:13
3/9/14	CHARLESTON	W	3-0	7	21-2-0	0-0-0	R. Gaffin (W 4-1)	1725	1:56
3/11/14	WESTERN CAROLINA	W	15-0	5	22-2-0	0-0-0	E. Renfroe (W 13-0)	1278	1:42
3/14/14	at Arkansas*	W	9-2	7	23-2-0	1-0-0	E. Renfroe (W 14-0)	826	2:29
3/15/14	at Arkansas*	L	4-5	7	23-3-0	1-1-0	R. Gaffin (L 4-2)	-	2:22
3/15/14	at Arkansas*	W	8-0	6	24-3-0	2-1-0	E. Renfroe (W 15-0)	584	2:07
3/18/14	vs Middle Tennessee	W	9-8	7	25-3-0	2-1-0	E. Renfroe (W 16-0)	3000	2:18
3/21/14	SOUTH CAROLINA*	W	11-2	5	26-3-0	3-1-0	E. Renfroe (W 17-0)	1674	1:55
3/22/14	SOUTH CAROLINA*	W	5-4	7	27-3-0	4-1-0	E. Gabriel (W 5-0)	1692	2:28
3/23/14	SOUTH CAROLINA*	W	6-5	7	28-3-0	5-1-0	E. Renfroe (W 18-0)	1664	2:57
3/28/14	#4 FLORIDA*	W	9-2	7	29-3-0	6-1-0	E. Renfroe (W 19-0)	1682	2:15
3/30/14	#4 FLORIDA*	W	7-6	7	30-3-0	7-1-0	E. Renfroe (W 21-0)	1781	2:47
3/30/14	#4 FLORIDA*	W	5-2	7	31-3-0	8-1-0	E. Renfroe (W 20-0)	1781	2:22
4/4/14	at LSU*	L	4-7	7	31-4-0	8-2-0	E. Renfroe (L 21-1)	1396	2:05
4/5/14	at LSU*	L	4-8	7	31-5-0	8-3-0	E. Renfroe (L 21-2)	1440	2:36
4/6/14	at LSU*	W	9-0	6	32-5-0	9-3-0	E. Renfroe (W 22-2)	1432	1:50
4/8/14	TENNESSEE TECH	W	13-5	5	33-5-0	9-3-0	C. Tarango (W 2-1)	1504	1:48
4/11/14	at #21 Texas A&M*	L	1-4	7	33-6-0	9-4-0	E. Renfroe (L 22-3)	945	1:44
4/12/14	at #21 Texas A&M*	W	15-2	5	34-6-0	10-4-0	R. Gaffin (W 5-2)	1589	1:48
4/13/14	at #21 Texas A&M*	W	5-3	7	35-6-0	11-4-0	E. Renfroe (W 23-3)	959	2:11
4/18/14	MISSISSIPPI STATE*	L	0-2	7	35-7-0	11-5-0	E. Renfroe (L 23-4)	1649	2:17
4/19/14	MISSISSIPPI STATE*	W	11-5	7	36-7-0	12-5-0	C. Tarango (W 3-1)	1821	2:44
4/20/14	MISSISSIPPI STATE*	L	7-11	7	36-8-0	12-6-0	E. Renfroe (L 23-5)	1689	3:27
4/22/14	FURMAN	W	8-0	6	37-8-0	12-6-0	C. Tarango (W 4-1)	1531	1:53
4/25/14	at #9 Kentucky*	W	6-3	7	38-8-0	13-6-0	E. Renfroe (W 24-5)	1121	2:14
4/26/14	at #9 Kentucky*	L	2-5	7	38-9-0	13-7-0	R. Gaffin (L 5-3)	1858	2:27
4/27/14	at #9 Kentucky*	W	9-2	7	39-9-0	14-7-0	E. Renfroe (W 25-5)	1685	2:26
5/2/14	OLE MISS*	W	11-6	7	40-9-0	15-7-0	R. Gaffin (W 6-3)	1809	2:58
5/3/14	OLE MISS*	W	5-3	7	41-9-0	16-7-0	E. Renfroe (W 26-5)	1828	2:02
5/4/14	OLE MISS*	W	5-1	7	42-9-0	17-7-0	R. Gaffin (W 7-3)	1831	2:33
5/8/14	vs #15 Kentucky	L	0-2	7	42-10-0	17-7-0	E. Renfroe (L 26-6)	1101	2:18
5/16/14	CHARLESTON SOUTHERN	W	12-3	5	43-10-0	17-7-0	E. Renfroe (W 27-6)	1681	2:36
5/17/14	VIRGINIA TECH	W	12-0	5	44-10-0	17-7-0	E. Renfroe (W 28-6)	1428	1:43
5/18/14	LIPSCOMB	W	2-0	7	45-10-0	17-7-0	E. Renfroe (W 29-6)	1628	2:00
5/23/14	at #12 Oklahoma	L	1-8	7	45-11-0	17-7-0	E. Renfroe (L 29-7)	1718	5:24
5/24/14	at #12 Oklahoma	W	4-0	7	46-11-0	17-7-0	E. Renfroe (W 30-7)	1751	6:24
5/25/14	at #12 Oklahoma	L	2-8	7	46-12-0	17-7-0	E. Renfroe (L 30-8)	1940	2:40

Home games in CAPS

* = Conference game

() extra inning game

2014 STATISTICS

Player	AVG	GP-GS	AB	R	H	2B	3B	HR	RBI	TB	SLG%	BB	HBP	SO	GDP	OB%	SF	SH	SB-ATT	PO	A	E	FLD%
Madison Shipman	.417	58-58	168	56	70	16	0	18	54	140	.833	46	3	8	1	.548	0	2	13-17	93	118	7	.968
Annie Aldrete	.361	58-55	166	37	60	14	2	19	65	135	.813	29	6	37	1	.470	1	1	1-1	195	15	2	.991
Melissa Davin	.331	58-58	181	50	60	12	1	14	41	116	.641	19	6	25	0	.405	4	0	5-7	39	1	4	.909
Haley Tobler	.323	55-39	124	31	40	5	0	3	17	54	.435	20	4	24	0	.430	1	3	2-4	52	20	3	.960
Rainey Gaffin	.311	45-44	106	24	33	3	3	2	15	48	.453	10	2	32	0	.381	0	2	12-13	22	25	1	.979
Taylor Koenig	.305	54-49	141	20	43	8	1	2	29	59	.418	10	9	31	0	.388	0	0	0-1	37	108	14	.912
Lexi Overstreet	.303	56-46	109	22	33	9	0	8	31	66	.606	27	5	30	0	.458	1	2	4-4	99	0	2	.980
Megan Geer	.297	58-58	182	51	54	10	2	6	33	86	.473	37	4	31	1	.426	0	1	19-20	67	51	6	.952
Cheyenne Tarango	.236	55-49	140	15	33	5	1	6	22	58	.414	18	14	26	5	.376	1	2	0-0	301	13	4	.987

Shaliyah Geathers	.313	35-24	67	16	21	3	1	0	8	26	.388	6	2	13	0	.387	0	0	2-4	3	0	1	.750
Hannah Akamine	.245	44-37	94	13	23	3	0	3	27	35	.372	17	7	12	0	.392	2	3	1-1	205	20	3	.987
Alley Perkins	.185	31-9	27	9	5	1	0	0	2	6	.222	1	1	6	0	.241	0	0	1-1	11	17	4	.875
Ellen Renfroe	.000	1-0	1	0	0	0	0	0	0	0	.000	0	0	1	0	.000	0	0	0-0	4	24	3	.903
Anna Renfroe	.000	14-1	8	0	0	0	0	0	0	0	.000	2	1	3	0	.273	0	1	0-0	1	0	0	1.000
Erin Gabriel	.000	5-2	3	0	0	0	0	0	0	0	.000	0	0	2	0	.000	0	0	0-0	0	8	0	1.000
Hannah Devotie	.000	45-0	1	12	0	0	0	0	0	0	.000	0	0	1	0	.000	0	0	1-2	1	0	0	1.000
Hannah McDonald	.000	3-0	0	1	0	0	0	0	0	0	.000	0	0	0	0	.000	0	0	0-0	0	0	0	.000
Jennifer Burroughs	.000	33-0	0	10	0	0	0	0	0	0	.000	0	0	0	0	.000	0	0	0-0	0	0	0	.000
Team Totals	.313	58-58	1518	367	475	89	11	81	344	829	.546	242	64	282	8	.426	10	17	61-75	1130	420	54	.966
Opponents	.209	58-58	1400	157	293	40	5	39	139	460	.329	135	25	382	7	.289	5	25	31-43	1075	371	50	.967

LOB - Team (409), Opp (307). DPs turned - Team (17), Opp (18). CI - Team (4), H. Akamine 2, A. Aldrete 2. IBB - Team (5), M. Shipman 3, T. Koenig 1, C. Tarango 1, Opp (10). Picked off - H. Tobler 1.

Player	ERA	W-L	APP	GS	CG	SHO	SV	IP	H	R	ER	BB	SO	2B	3B	HR	BF	BAVG	WP	HBP	SFA	SHA	BK
Rainey Gaffin	1.15	7-3	20	3	1	1/2	0	48.2	27	13	8	19	55	3	0	1	194	.156	7	1	0	1	0
Ellen Renfroe	2.02	30-8	45	37	30	12/3	4	239.1	179	85	69	71	245	22	4	23	991	.203	6	16	3	17	0
Erin Gabriel	3.24	5-0	24	13	2	2/1	0	58.1	48	35	27	29	60	7	0	10	256	.226	5	7	2	5	0
Cheyenne Tarango	4.85	4-1	12	5	0	0/1	0	30.1	39	24	21	16	22	8	1	5	153	.291	1	1	0	2	0
Team Totals	2.32	46-12	58	58	33	18/3	4	376.2	293	157	125	135	382	40	5	39	1594	.209	19	25	5	25	0
Opponents	6.45	12-46	58	58	23	2/0	2	358.1	475	367	330	242	282	89	11	81	1851	.313	26	64	10	17	8

PB - Team (4), A. Aldrete 3, H. Akamine 1, Opp (7). Pickoffs - Team (0), Opp (1). SBA/ATT - H. Akamine (18-23), E. Renfroe (15-22), A. Aldrete (13-20), R. Gaffin (6-9), E. Gabriel (6-8), C. Tarango (4-4).

Player	C	PO	A	E	FLD%	Dps	SBA	CSB	SBA%	PB	CI
Erin Gabriel	8	0	8	0	1.000	0	6	2	.750	0	0
Hannah Devotie	1	1	0	0	1.000	0	0	0	-	0	0
Anna Renfroe	1	1	0	0	1.000	0	0	0	-	0	0
Annie Aldrete	212	195	15	2	.991	3	13	7	.650	3	2
Cheyenne Tarango	318	301	13	4	.987	14	4	0	1.000	0	0
Hannah Akamine	228	205	20	3	.987	1	18	5	.783	1	2
Lexi Overstreet	101	99	0	2	.980	1	0	0	-	0	0
Rainey Gaffin	48	22	25	1	.979	2	6	3	.667	0	0
Madison Shipman	218	93	118	7	.968	10	0	0	-	0	0
Haley Tobler	75	52	20	3	.960	1	0	0	-	0	0
Megan Geer	124	67	51	6	.952	4	0	0	-	0	0
Taylor Koenig	159	37	108	14	.912	3	0	0	-	0	0
Melissa Davin	44	39	1	4	.909	0	0	0	-	0	0
Ellen Renfroe	31	4	24	3	.903	0	15	7	.682	0	0
Alley Perkins	32	11	17	4	.875	0	0	0	-	0	0
Shaliyah Geathers	4	3	0	1	.750	0	0	0	-	0	0
Jennifer Burrough	0	0	0	0	.000	0	0	0	-	0	0
Hannah McDonald	0	0	0	0	.000	0	0	0	-	0	0
Totals	1604	1130	420	54	.966	17	31	12	.721	4	4
Opponents	1496	1075	371	50	.967	18	61	14	.813	7	0



2014 UT TEAM HIGHS

BATTING

At bats:	34	vs Middle Tennessee (Mar 18, 2014)
Runs scored:	15	vs Western Carolina (Mar 11, 2014)
	15	at Texas A&M (Apr 12, 2014)
Hits:	18	at Texas A&M (Apr 12, 2014)
RBIs:	15	vs Western Carolina (Mar 11, 2014)
	15	at Texas A&M (Apr 12, 2014)
Doubles:	4	(4 games)
Triples:	1	(11 games)
Home runs:	6	vs Virginia Tech (May 17, 2014)
Total bases:	37	at Texas A&M (Apr 12, 2014)
Walks:	11	vs Charleston Southern (May 16, 2014)
Strikeouts:	11	vs Mississippi State (Apr 18, 2014)
	11	at Oklahoma (May 23, 2014)
Sac hits:	3	vs Oakland (Feb 09, 2014)
Sac flies:	2	vs Georgia Southern (Mar 09, 2014)
Stolen bases:	6	vs Ole Miss (May 04, 2014)
Hit by pitch:	4	at Arkansas (Mar 15, 2014)
	4	at Arkansas (Mar 15, 2014)
Caught stealing:	2	vs Northern Colorado (Feb 08, 2014)
Runners LOB:	13	vs Nebraska (Feb 22, 2014)
Hit into DP:	2	at Arkansas (Mar 15, 2014)
	2	vs Oklahoma (May 24, 2014)

FIELDING

Putouts:	21	(37 games)
Assists:	16	vs Western Kentucky (Mar 08, 2014)
Errors:	5	at Arkansas (Mar 14, 2014)
	5	vs Ole Miss (May 02, 2014)
Passed balls:	1	(4 games)
DPs turned:	2	vs Florida (Mar 30, 2014)
	2	at LSU (Apr 05, 2014)

PITCHING

Innings pitched:	7.0	(37 games)
Runs allowed:	11	vs Mississippi State (Apr 20, 2014)
Earned runs:	9	vs Mississippi State (Apr 20, 2014)
Walks allowed:	10	vs Florida (Mar 30, 2014)
Strikeouts:	12	(4 games)
Hits allowed:	13	at Oklahoma (May 25, 2014)
Doubles allowed:	3	vs Florida (Mar 30, 2014)
Triples allowed:	1	(5 games)
Homers allowed:	5	at Oklahoma (May 25, 2014)
Wild pitches:	2	at USF (Feb 15, 2014)
	2	at Arkansas (Mar 15, 2014)
	2	vs South Carolina (Mar 23, 2014)
Hit batters:	4	vs Mississippi State (Apr 20, 2014)

2014 OPPONENT HIGHS

BATTING

At bats:	31	vs Mississippi State (Apr 20, 2014)
	31	at Oklahoma (May 25, 2014)
Runs scored:	11	vs Mississippi State (Apr 20, 2014)
Hits:	13	at Oklahoma (May 25, 2014)
RBIs:	8	vs Middle Tennessee (Mar 18, 2014)
	8	vs Mississippi State (Apr 20, 2014)
	8	at Oklahoma (May 25, 2014)
Doubles:	3	vs Florida (Mar 30, 2014)
Triples:	1	(5 games)
Home runs:	5	at Oklahoma (May 25, 2014)
Total bases:	28	at Oklahoma (May 25, 2014)
Walks:	10	vs Florida (Mar 30, 2014)
Strikeouts:	12	(4 games)
Sac hits:	3	vs Ole Miss (May 02, 2014)
Sac flies:	1	(5 games)
Stolen bases:	2	(8 games)
Hit by pitch:	4	vs Mississippi State (Apr 20, 2014)
Caught stealing:	2	vs Western Kentucky (Mar 08, 2014)
Runners LOB:	11	at USF (Feb 15, 2014)
	11	vs Florida (Mar 30, 2014)
Hit into DP:	2	vs Florida (Mar 30, 2014)
	2	at LSU (Apr 05, 2014)

FIELDING

Putouts:	21	(25 games)
Assists:	14	vs Nebraska (Feb 22, 2014)
Errors:	4	vs Ole Miss (May 04, 2014)
Passed balls:	2	vs Northern Colorado (Feb 08, 2014)
DPs turned:	2	at Arkansas (Mar 15, 2014)
	2	vs Oklahoma (May 24, 2014)

PITCHING

Innings pitched:	7.0	(25 games)
Runs allowed:	15	vs Western Carolina (Mar 11, 2014)
	15	at Texas A&M (Apr 12, 2014)
Earned runs:	15	vs Western Carolina (Mar 11, 2014)
	15	at Texas A&M (Apr 12, 2014)
Walks allowed:	11	vs Charleston Southern (May 16, 2014)
Strikeouts:	11	vs Mississippi State (Apr 18, 2014)
	11	at Oklahoma (May 23, 2014)
Hits allowed:	18	at Texas A&M (Apr 12, 2014)
Doubles allowed:	4	(4 games)
Triples allowed:	1	(11 games)
Homers allowed:	6	vs Virginia Tech (May 17, 2014)
Wild pitches:	4	vs Northern Colorado (Feb 07, 2014)
Hit batters:	4	at Arkansas (Mar 15, 2014)
	4	at Arkansas (Mar 15, 2014)

2014 UT INDIVIDUAL HIGHS

BATTING

At bats:	5	(5 games)
Runs scored:	3	(7 games)
Hits:	4	Megan Geer vs Northern Colorado (Feb 07, 2014)
	4	Rainey Gaffin vs Middle Tennessee (Mar 18, 2014)
RBI's:	6	Annie Aldrete vs Florida (Mar 28, 2014)
	6	Annie Aldrete vs Charleston Southern (May 16, 2014)
Doubles:	2	(6 games)
Triples:	1	(11 games)
Home runs:	2	(9 games)
Total bases:	9	Annie Aldrete vs Florida (Mar 28, 2014)
	9	Madison Shipman at Texas A&M (Apr 12, 2014)
Walks:	4	Madison Shipman vs Charleston Southern (May 16, 2014)
Strikeouts:	3	(6 games)
Sac hits:	1	(17 games)
Sac flies:	1	(10 games)
Stolen bases:	2	(7 games)
Hit by pitch:	2	(5 games)
Caught stealing:	1	(14 games)
Runners LOB:	5	(4 games)

FIELDING

Putouts:	16	Cheyenne Tarango vs Ole Miss (May 04, 2014)
Assists:	9	Madison Shipman vs South Carolina (Mar 23, 2014)
Errors:	3	Alley Perkins vs Mississippi State (Apr 20, 2014)
Passed balls:	1	(4 games)

PITCHING

Innings pitched:	7.0	(23 games)
Runs allowed:	8	Ellen Renfroe vs Middle Tennessee (Mar 18, 2014)
	8	Ellen Renfroe vs Mississippi State (Apr 20, 2014)
	8	Ellen Renfroe at Oklahoma (May 23, 2014)
Earned runs:	8	Ellen Renfroe vs Middle Tennessee (Mar 18, 2014)
Walks allowed:	8	Ellen Renfroe vs South Carolina (Mar 23, 2014)
	8	Ellen Renfroe vs Florida (Mar 30, 2014)
Strikeouts:	12	Ellen Renfroe vs Pittsburgh (Feb 14, 2014)
	12	Ellen Renfroe vs Illinois (Feb 15, 2014)
	12	Ellen Renfroe vs Campbell (Mar 07, 2014)
Hits allowed:	10	Ellen Renfroe at Oklahoma (May 25, 2014)
Doubles allowed:	2	(8 games)
Triples allowed:	1	(5 games)
Homers allowed:	3	Ellen Renfroe at Cal State Fullerton (Feb 25, 2014)
	3	Ellen Renfroe at Oklahoma (May 25, 2014)
Wild pitches:	2	Rainey Gaffin at Arkansas (Mar 15, 2014)
	2	Ellen Renfroe vs South Carolina (Mar 23, 2014)
Hit batters:	3	Ellen Renfroe vs Mississippi State (Apr 20, 2014)



GENERAL

2015 PREVIEW

STAFF

PLAYERS

OPPONENTS

2014 REVIEW

HISTORY & RECORDS

Lady Vols
Volunteers

2014 MISCELLANEOUS STATS

MULTIPLE HIT GAMES	2	3	4	5+	Tot
44 Madison Shipman	19	3	-	-	22
15 Melissa Davin	14	2	-	-	16
24 Annie Aldrete	12	4	-	-	16
14 Megan Geer	10	3	1	-	14
5 Taylor Koenig	8	3	-	-	11
42 Rainey Gaffin	7	1	1	-	9
77 Cheyanne Tarango	8	-	-	-	8
21 Haley Tobler	6	2	-	-	8
19 Lexi Overstreet	8	-	-	-	8
8 Shaliyah Geathers	6	-	-	-	6
12 Hannah Akamine	5	-	-	-	5
11 Alley Perkins	1	-	-	-	1
TEAM	104	18	2	0	124

MULTIPLE RBI GAMES	2	3	4	5+	Tot
44 Madison Shipman	8	6	1	1	16
24 Annie Aldrete	3	8	2	3	16
19 Lexi Overstreet	3	6	-	-	9
15 Melissa Davin	6	2	-	1	9
14 Megan Geer	5	3	-	-	8
12 Hannah Akamine	3	3	-	-	6
5 Taylor Koenig	3	2	1	-	6
77 Cheyanne Tarango	6	-	-	-	6
21 Haley Tobler	4	-	-	-	4
42 Rainey Gaffin	1	1	-	1	3
8 Shaliyah Geathers	1	-	-	-	1
TEAM	43	31	4	6	84

HITTING STREAKS	Longest
44 Madison Shipman	20
24 Annie Aldrete	10
42 Rainey Gaffin	9
14 Megan Geer	9
15 Melissa Davin	8
8 Shaliyah Geathers	8
77 Cheyanne Tarango	7
19 Lexi Overstreet	6
21 Haley Tobler	5
5 Taylor Koenig	5
12 Hannah Akamine	3
11 Alley Perkins	2

HOME RUNS	1-R	2-R	3-R	GS	Tot
24 Annie Aldrete	5	6	7	1	19
44 Madison Shipman	8	7	2	1	18
15 Melissa Davin	10	2	1	1	14
19 Lexi Overstreet	2	3	3	0	8
14 Megan Geer	3	2	1	0	6
77 Cheyanne Tarango	1	5	0	0	6
12 Hannah Akamine	1	2	0	0	3
21 Haley Tobler	0	3	0	0	3
42 Rainey Gaffin	2	0	0	0	2
5 Taylor Koenig	1	0	1	0	2
TEAM	33	30	15	3	81



REACHED BASE STREAKS	Longest
44 Madison Shipman	27
14 Megan Geer	20
24 Annie Aldrete	20
19 Lexi Overstreet	17
15 Melissa Davin	16
77 Cheyanne Tarango	14
21 Haley Tobler	13
5 Taylor Koenig	12
42 Rainey Gaffin	9
8 Shaliyah Geathers	8
12 Hannah Akamine	6
11 Alley Perkins	4
4 Anna Renfroe	1



2014 LINE SCORES

Feb 07, 2014 at Statesboro, Ga.

No. Colorado 000 00 - 0 1 0 (0-1)

Tennessee 204 02 - 8 13 0 (1-0)

WP-Ellen Renfroe (1-0)

LP-WILKINSON, M (0-1) T-1:27 A-85

Feb 08, 2014 at Statesboro, Ga.

No. Colorado 001 020 0 - 3 3 1 (1-3)

Tennessee 002 132 X - 8 9 1 (2-0)

WP-Rainey Gaffin (1-0)

LP-DUFFY, M. (0-1) T-2:09 A-550

HR NCOLO - WILKINSON, M (1)

HR UT - Lexi Overstreet (1), Taylor Koenig (1)

Feb 08, 2014 at Statesboro, Ga.

Tennessee 010 000 0 - 1 4 0 (3-0)

Georgia So. 000 000 0 - 0 2 0 (1-1)

WP-Ellen Renfroe (2-0)

LP-Sarah Purvis (0-1) T-1:59 A-751

HR UT - Melissa Davin

Feb 09, 2014 at Statesboro, Ga.

Tennessee 001 403 6 - 14 15 1 (4-0)

Oakland 000 003 0 - 3 4 1 (1-4)

WP-Cheyenne Tarango (1-0)

LP-Erin Kownacki (1-2) T-2:05 A-169

HR UT - Lexi Overstreet (2)

HR OAKLAND - Morgan Muron (1)

Feb 14, 2014 at Tampa, Fla.

Pittsburgh 000 000 0 - 0 2 2 (3-4)

Tennessee 100 202 X - 5 10 0 (5-0)

WP-Ellen Renfroe (3-0)

LP-S. King (2-3) T-1:50 A-337

HR UT - Melissa Davin (2)

Feb 14, 2014 at Tampa, Fla.

Binghamton 000 00 - 0 2 1 (1-1)

Tennessee 213 4X - 10 11 0 (6-0)

WP-Erin Gabriel (1-0)

LP-WIESINGER (0-1) T-1:20 A-179

HR UT - Melissa Davin (2)

Feb 15, 2014 at Tampa, Fla.

Tennessee 102 000 0 - 3 6 2 (7-0)

USF 110 000 0 - 2 9 1 (3-4)

WP-Rainey Gaffin (2-0)

LP-NUNN, E. (1-2) T-2:17 A-1485

HR UT - Madison Shipman (1)

Feb 15, 2014 at Tampa, Fla.

Tennessee 100 001 8 - 10 13 1 (8-0)

Illinois 000 000 0 - 0 5 1 (8-1)

WP-Ellen Renfroe (4-0)

LP-Arnold, Shelese (3-1) T-2:25 A-97

HR UT - Annie Aldrete (1), Lexi Overstreet (3)

Feb 16, 2014 at Tampa, Fla.

Wright State. 000 20 - 2 3 1 (0-5)

Tennessee 312 04 - 10 12 0 (9-0)

WP-Erin Gabriel (2-0)

LP-WEAR, Montana (0-3) T-1:37 A-147

HR WSU - PETERSON, Becka (2)

HR UT - Melissa Davin (4), Hannah Akamine (1)

Feb 22, 2014 at Cathedral City, CA

Tennessee 120 020 0 - 5 8 3 (10-0)

Nebraska 102 000 0 - 3 4 1 (8-4)

WP-Ellen Renfroe (5-0)

LP-Edwards, Tatum (4-2) T-2:38 A-400

HR UT - Rainey Gaffin

Feb 22, 2014 at Cathedral City, CA

Tennessee 200 000 3 - 5 7 0 (11-0)

Oregon State 000 001 0 - 1 3 1 (5-11)

WP-Erin Gabriel (3-0) Save-Ellen Renfroe(1)

LP-Dembinski, Melanie (0-2) T-2:21 A-178

HR OREST - Gilmore, Dani

Feb 23, 2014 at Cathedral City, CA

Stanford 000 010 0 - 1 3 1 (14-3)

Tennessee 001 020 X - 3 5 2 (12-0)

WP-Ellen Renfroe (6-0)

LP-Schreyer, Madi (11-2) T-2:05 A-350

HR UT - Megan Geer

Feb 23, 2014 at Cathedral City, CA

Fresno State 121 000 0 - 4 9 1 (10-5)

Tennessee 101 110 1 - 5 10 0 (13-0)

WP-Ellen Renfroe (7-0)

LP-ALDRIDGE, Kiley Sh (0-1) T-2:44 A-500

HR FS - MARTIN, Vonnice

HR UT - Madison Shipman 2

Feb 25, 2014 at Fullerton, Calif.

Tennessee 400 202 0 - 8 8 1 (14-0)

Cal St. Fullerton 010 001 2 - 4 6 0 (11-6)

WP-Ellen Renfroe (8-0)

LP-Antunez, Jasmine (5-4) T-2:34 A-665

HR UT - Madison Shipman, Annie Aldrete,

Lexi Overstreet

HR CSF - Crawford, Eliza, Galarza, Samantha,

Mario, Lauren

Feb 27, 2014 at San Diego, Calif.

BYU 300 000 3 - 6 8 0 (7-9)

Tennessee 201 000 0 - 3 4 2 (14-1)

WP-BULL, McKenna (2-6) Save-ALMOND,

Tori(1) LP-Cheyenne Tarango (1-1)

T-2:46 A-201

HR BYU - ST. CLAIR, McKenzi, MANUMA,

Katie 2

HR UT - Madison Shipman

Feb 27, 2014 at San Diego, Calif.

Tennessee 002 001 0 - 3 6 1 (15-1)

San Diego St. 000 010 0 - 1 6 0 (11-6)

WP-Ellen Renfroe (9-0)

LP-O'TOOLE, Danielle (10-3) T-2:10 A-330

HR UT - Madison Shipman

Mar 05, 2014 at Knoxville, Tenn.

Wright State 000 000 - 0 4 1 (1-9)

Tennessee 103 104 - 9 9 0 (16-1)

WP-Ellen Renfroe (10-0)

LP-WEAR, Montana (1-6) T-1:55 A-1312

HR UT - Megan Geer (2), Hannah Akamine 2 (3)

Mar 05, 2014 at Knoxville, Tenn.

Wright State 000 000 - 0 0 2 (1-10)

Tennessee 000 602 - 8 11 1 (17-1)

WP-Rainey Gaffin (3-0)

LP-DeWITT, Krystian (0-4) T-1:48 A-1312

HR UT - Taylor Koenig

Mar 07, 2014 at Knoxville, Tenn.

Holy Cross 000 000 0 - 0 2 0 (1-5)

Tennessee 003 002 X - 5 5 0 (18-1)

WP-Erin Gabriel (4-0)

LP-Durham (1-2) T-1:37 A-1236

HR UT - Lexi Overstreet (5)

Mar 07, 2014 at Knoxville, Tenn.

Campbell 000 000 0 - 0 2 2 (13-10)

Tennessee 000 000 1 - 1 4 0 (19-1)

WP-Ellen Renfroe (11-0)

LP-Roberts, Courtney (3-3) T-1:43 A-1357

Mar 08, 2014 at Knoxville, Tenn.

W. Kentucky 002 010 0 - 3 9 1 (14-6-1)

Tennessee 000 002 0 - 2 5 0 (19-2)

WP-Rousseau, Emily (8-5)

LP-Rainey Gaffin (3-1) T-2:00 A-1772

HR UT - Cheyanne Tarango (1)

Mar 09, 2014 at Knoxville, Tenn.

Georgia So. 000 000 0 - 0 5 0 (16-6)

Tennessee 001 010 X - 2 2 0 (20-2)

WP-Ellen Renfroe (12-0)

LP-Sarah Purvis (8-3) T-2:13 A-1725

Mar 09, 2014 at Knoxville, Tenn.

Charleston 000 000 0 - 0 4 0 (15-8)

Tennessee 011 001 X - 3 9 1 (21-2)

WP-Rainey Gaffin (4-1)

Save-Ellen Renfroe(2)

LP-Samantha Martin (5-2) T-1:56 A-1725

HR UT - Madison Shipman (7)

Mar 11, 2014 at Knoxville, Tenn.

W. Carolina 000 00 - 0 2 2 (9-14)

Tennessee 339 0X - 15 14 0 (22-2)

WP-Ellen Renfroe (13-0)

LP-Courtney Buchanan (4-1) T-1:42 A-1278

HR UT - Annie Aldrete (3), Lexi Overstreet (6)

Mar 14, 2014 at Fayetteville, Ark.

Tennessee 224 100 0 - 9 12 5 (23-2)

Arkansas 002 000 0 - 2 4 1 (19-7)

WP-Ellen Renfroe (14-0)

LP-Grace Moll (8-3) T-2:29 A-826

HR UT - Melissa Davin (5)

HR AR - Kasey Fagan (5)

Mar 15, 2014 at Fayetteville, Ark.

Tennessee 010 120 0 - 4 7 0 (23-3)

Arkansas 001 000 4 - 5 7 0 (20-7)

WP-Sydney Wright (4-1)

LP-Rainey Gaffin (4-2) T-2:22 A-0

HR AR - Devon Wallace (6)

Mar 15, 2014 at Fayetteville, Ark.

Tennessee 241 001 - 8 10 0 (24-3)

Arkansas 000 000 - 0 2 0 (20-8)

WP-Ellen Renfroe (15-0)

LP-Sydney Wright (4-2) T-2:07 A-584

HR UT - Melissa Davin (6), Annie Aldrete (4)

Mar 18, 2014 at Columbia, Tenn.

Mid.Tennessee 000 203 3 - 8 6 2 (6-23)

Tennessee 022 300 2 - 9 13 0 (25-3)

WP-Ellen Renfroe (16-0)

LP-Jordyn Fisherback (3-8) T-2:18 A-3000

HR MT - Laura Dukes, Nina Dever

HR UT - Annie Aldrete

Mar 21, 2014 at Knoxville, Tenn.

South Carolina 200 00 - 2 3 0 (17-10)

Tennessee 137 0X - 11 14 1 (26-3)

WP-Ellen Renfroe (17-0)

LP-Nickie Blue (10-5) T-1:55 A-1674

HR UT - Madison Shipman (8), Haley Tobler (1)

GENERAL

2015 PREVIEW

STAFF

PLAYERS

OPPONENTS

2014 REVIEW

HISTORY & RECORDS



2014 SEASON REVIEW

Mar 22, 2014 at Knoxville, Tenn.
South Carolina 010 001 2 - 4 7 1 (17-11)
Tennessee 500 000 X - 5 8 0 (27-3)
WP-Erin Gabriel (5-0)
Save-Ellen Renfroe(3)
LP-Julie Sarraatt (7-6) T-2:28 A-1692
HR SC - Ashlyn Masters (2), Alaynie Page (1)

Mar 23, 2014 at Knoxville, Tenn.
South Carolina 200 102 0 - 5 8 1 (17-12)
Tennessee 005 100 X - 6 8 0 (28-3)
WP-Ellen Renfroe (18-0)
LP-Julie Sarraatt (7-7) T-2:57 A-1664

Mar 28, 2014 at Knoxville, Tenn.
Florida 001 010 0 - 2 5 0 (31-5)
Tennessee 003 123 X - 9 11 3 (29-3)
WP-Ellen Renfroe (19-0) LP-Hannah Rogers (14-4) T-2:15 A-1682
HR UF - Kirsti Merritt (4)
HR UT - Annie Aldrete 2 (7), Cheyanne Tarango (2)

Mar 30, 2014 at Knoxville, Tenn.
Florida 04 000 0 - 6 7 1 (31-7)
Tennessee 310 003 X - 7 5 0 (31-3)
WP-Ellen Renfroe (21-0) LP-Lauren Haeger (6-1) T-2:47 A-1781
HR UF - Kirsti Merritt 2
HR UT - Megan Geer, Melissa Davin

Mar 30, 2014 at Knoxville, Tenn.
Florida 020 000 0 - 2 2 0 (31-6)
Tennessee 000 302 X - 5 8 2 (30-3)
WP-Ellen Renfroe (20-0) LP-Hannah Rogers (14-5) T-2:22 A-1781
HR UT - Melissa Davin

Apr 04, 2014 at Baton Rouge, La.
Tennessee 022 000 0 - 4 7 2 (31-4)
LSU 030 000 4 - 7 8 2 (21-15)
WP-Ashley Czechner (7-8) LP-Ellen Renfroe (21-1) T-2:05 A-1396
HR LSU - A.J. Andrews (1), Bianka Bell (7)

Apr 05, 2014 at Baton Rouge, La.
Tennessee 000 040 0 - 4 7 4 (31-5)
LSU 011 330 X - 8 5 0 (22-15)
WP-Baylee Corbello (11-5) Save-Ashley Czechner(1) LP-Ellen Renfroe (21-2) T-2: A-1440 A-1440

Apr 06, 2014 at Baton Rouge, La.
Tennessee 201 303 - 9 9 1 (32-5)
LSU 000 000 - 0 3 0 (22-16)
WP-Ellen Renfroe (22-2) LP-Ashley Czechner (7-9) T-1:50 A-1432
HR UT - Madison Shipman (9), Annie Aldrete (8)

Apr 08, 2014 at Knoxville, Tenn.
Tennessee Tech 203 00 - 5 6 2 (12-31)
Tennessee 710 05 - 13 12 1 (33-5)
WP-Cheyenne Tarango (2-1) LP-LIBERATOR, Daniele (6-10) T-1:48 A-1504
HR TTU - Kendall Hooper 2
HR UT - Madison Shipman 2, Melissa Davin, Cheyanne Tarango

Apr 11, 2014 at College Station, TX
Tennessee 000 100 0 - 1 4 0 (33-6)
Texas A&M 300 100 X - 4 4 0 (28-12)
WP- Rachel Fox (11-6) LP-Ellen Renfroe (22-3) T-1:44 A-945
HR UT - Madison Shipman
HR TAMU - Tysarczyk, Cassie, Stark, Jenna

Apr 12, 2014 at College Station, TX
Tennessee 005 64 - 15 18 0 (34-6)
Texas A&M 101 00 - 2 4 0 (28-13)
WP-Rainey Gaffin (5-2)
LP-Katie Marks (12-3) T-1:48 A-1589
HR UT - Megan Geer, Madison Shipman 2, Annie Aldrete, Cheyanne Tarango
HR TAMU - Cassie Tysarczyk

Apr 13, 2014 at College Station, TX
Tennessee 000 130 1 - 5 8 0 (35-6)
Texas A&M 030 000 0 - 3 6 1 (28-14)
WP-Ellen Renfroe (23-3)
LP-Fox, Rachel (11-7) T-2:11 A-959
HR UT - Annie Aldrete, Melissa Davin

Apr 18, 2014 at Knoxville, Tenn.
Mississippi State 000 000 2 - 2 4 0 (34-14)
Tennessee 000 000 0 - 0 3 0 (35-7)
WP-Alexis Silkwood (11-5)
LP-Ellen Renfroe (23-4) T-2:17 A-1649
HR MS - Sam Lenahan

Apr 19, 2014 at Knoxville, Tenn.
Mississippi State 130 001 0 - 5 9 0 (34-15)
Tennessee 460 100 X - 11 10 0 (36-7)
WP-Cheyenne Tarango (3-1)
LP-Alison Owen (16-9) T-2:44 A-1821
HR UT - Madison Shipman (15), Annie Aldrete (11), Melissa Davin (11), Haley Tobler (2), Cheyanne Tarango (5)

Apr 20, 2014 at Knoxville, Tenn.
Mississippi State 002 027 0 - 11 9 2 (35-15)
Tennessee 001 042 0 - 7 8 4 (36-8)
WP-Alison Owen (17-9)
LP-Ellen Renfroe (23-5) T-3:27 A-1689
HR MS - Logan Foulks (5)
HR UT - Madison Shipman 2 (17)

Apr 22, 2014 at Knoxville, Tenn.
Furman 000 000 - 0 3 1 (25-21)
Tennessee 011 006 - 8 8 0 (37-8)
WP-Cheyenne Tarango (4-1)
Save-Ellen Renfroe(4)
LP-Lauren Collier (14-10) T-1: A-1531 A-1531

Apr 25, 2014 at Lexington, Ky.
Tennessee 320 100 0 - 6 5 2 (38-8)
Kentucky 020 010 0 - 3 7 3 (39-10)
WP-Ellen Renfroe (24-5)
LP- Kelsey Nunley (20-5) T-2:14 A-1121
HR UT - Annie Aldrete 2 (13)

Apr 26, 2014 at Lexington, Ky.
Tennessee 002 000 0 - 2 8 1 (38-9)
Kentucky 020 021 X - 5 5 0 (40-10)
WP-Meagan Prince (8-3)
LP-Rainey Gaffin (5-3) T-2:27 A-1858
HR UK - Lauren Cumbess (8)

Apr 27, 2014 at Lexington, Ky.
Tennessee 010 051 2 - 9 10 0 (39-9)
Kentucky 200 000 0 - 2 5 2 (40-11)
WP-Ellen Renfroe (25-5)
LP-Kelsey Nunley (20-6) T-2:26 A-1685
HR UT - Melissa Davin (12)

May 02, 2014 at Knoxville, Tenn.
Ole Miss 141 000 0 - 6 8 0 (22-29)
Tennessee 004 124 X - 11 10 5 (40-9)
WP-Rainey Gaffin (6-3) LP-Madi Osias (2-3) T-2:58 A-1809
HR UT - Annie Aldrete 2, Melissa Davin

May 03, 2014 at Knoxville, Tenn.
Ole Miss 000 030 0 - 3 7 0 (22-30)
Tennessee 000 032 X - 5 6 0 (41-9)
WP-Ellen Renfroe (26-5)
LP-Carly Hummel (10-14) T-2:02 A-1828
HR OM - RT Cantillo (3)
HR UT - Cheyanne Tarango (6)

May 04, 2014 at Knoxville, Tenn.
Ole Miss 001 000 0 - 1 4 4 (22-31)
Tennessee 300 110 X - 5 5 0 (42-9)
WP-Rainey Gaffin (7-3)
LP-Carly Hummel (10-15) T-2:33 A-1831
HR UT - Annie Aldrete (16)

May 8, 2014 at Columbia, S.C.
Kentucky 000 110 0 - 2 7 1 (43-14)
Tennessee 000 000 0 - 0 5 0 (42-10)
WP-Kelsey Nunley (23-7)
LP-Ellen Renfroe (26-6) T-2:18 A-1101
HR UK - Stokes,Christian (7)

May 16, 2014 at Knoxville, Tenn.
Charleston So. 000 30 - 3 7 2 (27-32-1)
Tennessee 830 1X - 12 9 2 (43-10)
WP-Ellen Renfroe (27-6)
LP-Cheyenne Gandara (11-12) T-2:36 A-1681
HR UT - Annie Aldrete (17), Haley Tobler (3)

May 17, 2014 at Knoxville, Tenn.
Tennessee 246 00 - 12 10 0 (44-10)
Virginia Tech 000 00 0 - 0 2 1 (36-22)
WP-Ellen Renfroe (28-6)
LP-Maggie Tyler (15-9) T-1:43 A-1428
HR UT - Megan Geer (5), Madison Shipman (18), Annie Aldrete 2 (19), Lexi Overstreet (7), Rainey Gaffin (2)

May 18, 2014 at Knoxville, Tenn.
Tennessee 000 002 0 - 2 5 0 (45-10)
Lipscomb 000 000 0 - 0 3 0 (41-15)
WP-Ellen Renfroe (29-6)
LP-Ashley Anderson (20-8) T-2:00 A-1628
HR UT - Lexi Overstreet (8)

May 23, 2014 at Norman, Okla.
Tennessee 000 100 0 - 1 6 4 (45-11)
Oklahoma 010 114 0 - 8 10 0 (49-10)
WP-Kelsey Stevens (36-7)
LP-Ellen Renfroe (29-7) T-5:24 A-1718
HR OU - Pendley, Shelby (17), Williams, Brittany (13)

May 24, 2014 at Norman, Okla.
Oklahoma 000 000 0 - 0 5 2 (49-11)
Tennessee 010 030 X - 4 3 0 (46-11)
WP-Ellen Renfroe (30-7)
LP-Kelsey Stevens (36-8) T-6:24 A-1751
HR UT - Megan Geer (6)

May 25, 2014 at Norman, Okla.
Tennessee 010 100 0 - 2 3 1 (46-12)
Oklahoma 002 114 X - 8 13 1 (50-11)
WP-Kelsey Stevens (37-8)
LP-Ellen Renfroe (30-8) T-2:40 A-1940
HR UT - Melissa Davin (14)
HR OU - Lauren Chamberlain 2 (12), Brittany Williams (14), Georgia Casey (13), Javen Henson (5)

HISTORY & RECORDS



HISTORY & RECORDS

■ YEAR-BY-YEAR SUMMARY

Year	Record	Pct.	SEC	Pct.	SEC Finish	NCAA R	NCAA SR	WCWS	Head Coach
1996	54-14	.794	---	---	---	--	--	--	Jim Beitia
1997	45-22	.672	20-7	.741	2nd East	--	--	--	Jim Beitia
1998	37-31	.544	13-15	.464	3rd East	--	--	--	Jim Beitia
1999	44-27	.620	17-11	.607	T-1st East	0-2	--	--	Jim Beitia
2000	29-34	.460	5-22	.185	5th East	--	--	--	Jim Beitia
2001	24-35	.407	9-20	.310	5th East	--	--	--	Jim Beitia
2002	35-25-1	.582	8-17	.320	4th East	--	--	--	Ralph & Karen Weekly
2003	45-25	.643	14-15	.483	4th East	--	--	--	Ralph & Karen Weekly
2004	55-16	.775	20-8	.714	1st East	2-2	--	--	Ralph & Karen Weekly
2005	67-15	.817	20-8	.714	2nd East	3-0	2-0	3-2/T-3rd	Ralph & Karen Weekly
2006	61-12	.836	21-9	.700	2nd East	3-0	2-1	3-2/T-3rd	Ralph & Karen Weekly
2007	63-8	.887	23-4	.852	1st East/1st SEC	3-0	2-1	4-2/2nd	Ralph & Karen Weekly
2008	50-16	.758	14-12	.538	2nd East	3-2	--	--	Ralph & Karen Weekly
2009	40-18-1	.686	12-12-1	.500	3rd East	2-2	--	--	Ralph & Karen Weekly
2010	49-15	.766	17-8	.680	3rd East	3-0	2-0	2-2/T-3rd	Ralph & Karen Weekly
2011	49-12	.803	20-8	.714	2nd East	2-2	--	--	Ralph & Karen Weekly
2012	52-14	.788	22-6	.786	1st East	4-1	2-1	0-2/T-7th	Ralph & Karen Weekly
2013	52-12	.813	16-6	.727	2nd East	3-0	2-0	3-2/2nd	Ralph & Karen Weekly
2014	46-12	.793	17-7	.708	2nd	3-0	1-2	--	Ralph & Karen Weekly
Totals:	897-363-2	.712	288-195-1	.596		31-11	13-5	15-12 (2 2nds, 3 3rds, 1 7th)	

Note: SEC did away with East and West Divisions in 2014

■ ALL-TIME COACHING RECORDS

Head Coach	Years	W-L-T	Pct.	SEC	Pct.
Jim Beitia	1996-2001	233-163	.588	64-75	.460
Ralph & Karen Weekly	2002-present	664-200-2	.768	224-120-1	.651
Totals:	19 years	897-363-2	.712	288-195-1	.596

■ OVERALL RECORD

Site	W	L	T	Pct.
Home	410	107	0	.793
Away	212	155	2	.577
Neutral	275	101	0	.731
Overall	897	363	2	.712



JIM BEITIA

Tennessee Head Coach
1996-2001



RALPH WEEKLY

&

KAREN WEEKLY

Tennessee Co-Head Coaches
2002-present

■ TENNESSEE HITTING YEAR-BY-YEAR TOTALS

YEAR	AVG	GP	AB	R	H	2B	3B	HR	RBI	TB	SLG%	BB	HBP	SO	OB%	SF	SH	SB-ATT
1996	.366	68	1849	520	676	142	19	52	457	1012	.547	193	34	162	.430	22	66	60-76
1997	.321	67	1833	365	589	98	17	19	313	778	.424	143	32	212	.376	23	65	80-95
1998	.287	68	1886	295	542	78	11	17	240	693	.367	160	20	256	.347	12	76	83-97
1999	.325	71	1876	389	610	122	5	47	351	883	.471	196	31	293	.395	18	60	71-85
2000	.283	63	1645	245	465	91	9	28	220	658	.400	123	16	225	.336	13	39	51-62
2001	.220	59	1475	157	325	37	5	31	133	465	.315	117	15	283	.284	3	42	34-45
2002	.264	61	1584	267	418	69	11	52	234	665	.420	151	23	365	.335	7	37	41-48
2003	.298	70	1822	310	543	102	5	44	280	787	.432	172	29	313	.366	10	47	31-41
2004	.294	71	1855	309	545	92	7	25	275	726	.391	163	40	253	.361	15	65	50-67
2005	.312	82	2172	404	678	86	14	52	366	948	.436	200	25	366	.375	13	66	127-153
2006	.342	73	1937	437	662	84	12	43	374	899	.464	200	40	354	.409	28	56	119-145
2007	.318	71	1828	363	582	76	13	40	315	804	.440	223	37	302	.400	15	51	168-186
2008	.309	66	1703	355	527	80	13	43	321	762	.447	268	28	287	.409	11	50	128-145
2009	.304	59	1578	311	479	73	17	44	280	718	.455	169	29	306	.380	7	47	118-134
2010	.321	64	1671	409	536	79	19	51	349	806	.482	258	47	355	.421	24	30	123-148
2011	.348	61	1615	419	562	73	16	69	388	874	.541	223	36	288	.435	14	38	131-156
2012	.299	66	1731	325	517	68	12	45	290	744	.430	229	54	279	.394	17	52	115-132
2013	.326	64	1698	425	553	82	17	65	390	864	.509	246	55	263	.423	21	35	114-132
2014	.313	58	1518	367	475	89	11	81	344	829	.546	242	64	282	.426	10	17	61-75
Totals	.309	1262	33276	6672	10284	1621	233	848	5920	14915	.448	3676	655	5444	.386	262	939	1705-2022

*BOLD indicates record

Single-Season Team Records

Batting Average	.366	1996
Games Played	82	2005
At-bats	2172	2005
Runs	520	1996
Hits	678	2005
Doubles	142	1996
Triples	19	1996, 2010
Home Runs	81	2014
RBIs	457	1996

Total Bases	1012	1996
Walks	268	2008
Hit By Pitch	55	2013
Strikeouts	366	2005
On-Base Percentage	.435	2011
Sacrifice Flies	28	2006
Sacrifice Hits	76	1998
Stolen Bases	168	2007
Stolen Base Attempts	186	2007

■ TENNESSEE PITCHING SEASON-BY-SEASON TOTALS

YEAR	ERA	W-L	PCT	CG	SH/CSH	SV	IP	H	R	ER	BB	SO	2B	3B	HR	AB	BA
1996	1.62	54-14	.794	54	17/4	4	415.0	359	185	96	126	256	37	8	11	1790	.228
1997	1.22	45-22	.672	46	20/1	1	436.1	336	132	76	84	227	42	3	17	1773	.210
1998	2.34	37-31	.544	55	11/1	0	457.2	502	238	153	79	182	66	9	25	2013	.274
1999	2.43	44-27	.620	48	16/2	0	455.1	491	233	158	120	201	44	5	24	1821	.270
2000	3.44	29-34	.460	41	6/0	1	405.1	452	279	199	131	196	52	12	31	1659	.272
2001	2.81	24- 35	.407	46	5/0	3	388.0	386	225	156	124	194	60	8	39	1509	.256
2002	2.88	35-25-1	.582	23	18/8	8	395.2	351	199	163	121	429	54	5	39	1488	.236
2003	2.04	45-25	.643	22	18/6	10	460.2	428	196	134	130	324	68	5	21	1762	.243
2004	1.40	55-16	.775	55	33/4	4	486.0	281	125	97	101	681	33	4	23	1692	.166
2005	0.79	67-15	.817	58	51/8	3	547.0	257	82	62	90	787	41	2	26	1857	.138
2006	1.12	61-12	.836	50	37/8	4	469.0	262	98	75	81	682	33	1	29	1634	.160
2007	0.88	63-8	.887	53	41/7	6	470.0	197	63	59	88	910	13	0	26	1581	.125
2008	2.08	50-16	.758	25	17/9	8	437.0	296	145	130	164	431	50	1	30	1567	.189
2009	2.73	40-18-1	.686	22	13/6	3	390.0	338	181	152	148	308	52	1	45	1471	.230
2010	2.78	49-15	.766	21	12/4	10	412.2	383	191	164	149	374	54	2	46	1581	.242
2011	1.86	49-12	.803	30	19/3	4	391.2	301	128	104	134	440	42	2	25	1439	.209
2012	1.58	52-14	.788	40	26/2	7	448.1	294	111	101	132	483	39	3	26	1731	.185
2013	1.84	52-12	.813	32	22/5	4	418.1	297	128	110	147	440	39	4	31	1537	.193
2014	2.32	46-12	.793	33	18/3	4	376.2	293	157	125	135	382	40	5	39	1400	.209
Totals:	1.96	897-363-2	.712	754	397/81	84	8260.2	6504	3096	2314	2284	7927	859	80	553	31305	.208

*BOLD indicates record

Single-Season Team Records

ERA	0.79	2005
Wins	67	2005
Losses	35	2001
Ties	1	2002, 09
Win Percentage	.887	2007
Complete Games	58	2005

Solo Shutouts	51	2005
Combined Shutouts	9	2008
Saves	10	2003, 10
Innings Pitched	547.0	2005
Hits (Fewest)	197	2007
Runs (Fewest)	63	2007
Earned Runs (Fewest)	59	2007

Walks (Fewest)	79	1998
Strikeouts	910	2007
Doubles (Fewest)	13	2007
Triples (Fewest)	0	2007
Home Runs (Fewest)	11	1996
Opp. AB	2013	1998
Opp. BA (Lowest)	.125	2007

HISTORY & RECORDS

TENNESSEE YEAR-BY-YEAR OFFENSIVE LEADERS

YEAR	AVERAGE	RUNS	HITS	HOME RUNS	RBI	STOLEN BASES
1996	B. Jackson - .427	B. Jackson - 74	B. Jackson - 94	B. Jackson - 15	B. Jackson - 77	L. Wyatt - 11
1997	T. Reidhead - .374	T. Reidhead - 45	T. Reidhead - 82	T. Reidhead - 7	T. Reidhead - 46	3 Players - 11
1998	K. Fitzgerald - .356	K. Fitzgerald - 43	L. Warren - 83	L. Warren - 5	Norris/Ramirez - 36	K. Norris - 14
1999	L. Warren - .403	L. Warren - 66	L. Warren - 98	C. Swinford - 11	C. Swinford - 69	L. Warren - 18
2000	J. Koshell - .339	A. Phillips - 38	A. Venable - 61	Venable/Wilson - 7	J. Koshell - 39	A. Phillips - 12
2001	J. Koshell - .322	J. Koshell - 24	J. Koshell - 56	Low/Koshell - 7	M. Radley - 27	M. Radley - 9
2002	A. Wilson - .362	B. Teasley - 45	A. Wilson - 68	Teasley/Wilson - 12	A. Wilson - 45	B. Teasley - 10
2003	K. Durant - .424	S. Fekete - 38	K. Durant - 86	S. Jennings - 10	A. Brewer - 43	S. Fekete - 13
2004	K. Durant - .350	Fekete/Schutzler - 41	L. Schutzler - 72	A. Rhinehart - 10	A. Brewer - 49	S. Fekete - 20
2005	S. Fekete - .414	L. Schutzler - 72	L. Schutzler - 107	T. Callahan - 11	K. Durant - 77	L. Schutzler - 36
2006	S. Fekete - .500	L. Schutzler - 72	S. Fekete - 110	T. Callahan - 13	T. Callahan - 73	L. Schutzler - 29
2007	I. Chiles - .459	I. Chiles - 57	Chiles/Schutzler - 89	T. Callahan - 11	T. Callahan - 60	I. Chiles - 44
2008	T. Callahan - .465	K. Posey - 50	T. Callahan - 73	T. Callahan - 16	T. Callahan - 62	K. Posey - 44
2009	T. Huff - .399	Huff/Grieve - 48	K. Grieve - 79	J. Spigner - 14	T. Huff - 67	K. Grieve - 39
2010	R. Chavanne - .455	R. Chavanne - 64	R. Chavanne - 95	E. Webb - 9	J. Spigner - 58	R. Chavanne - 37
2011	R. Chavanne - .455	R. Chavanne - 66	R. Chavanne - 90	J. Spigner - 16	K. Dotson - 64	R. Chavanne - 33
2012	R. Chavanne - .422	L. Gibson - 54	R. Chavanne - 79	L. Gibson - 13	M. Shipman - 63	R. Chavanne - 32
2013	R. Chavanne - .435	R. Chavanne - 70	R. Chavanne - 91	L. Gibson - 19	L. Gibson - 68	R. Chavanne - 41
2014	M. Shipman - .417	M. Shipman - 56	M. Shipman - 70	A. Aldrete - 19	A. Aldrete - 65	M. Geer - 19

40 TENNESSEE GRAND SLAMS (2001 - PRESENT)*

Date	Batter	Opponent	Pitcher	Inning	Outs	Count	Score	Final Result
2/11/01	Hannah Low	vs. Rhode Island	Gwen Rack	3rd	1	0-1	UT 5-0	W, 12-0
2/15/02	Blaine Teasley	vs. UNC Wilmington	Megan Clingman	4th	1	2-2	UT 4-0	W, 12-0
4/13/02	Blaine Teasley	at Arkansas	Heather Schlichtman	7th	0	0-0	UT 3-2	W, 8-2
5/4/03	Angela Brewer	at Ole Miss	Lindsay Price	5th	1	2-2	UT 3-0	W, 7-2
2/6/04	Lauren Mattox	vs. UAB	Tara Higashino	3rd	1	2-1	0-0	W, 9-1
2/14/04	Amber Rhinehart	vs. SW Missouri State	Shannon Buslepp	1st	0	1-1	0-0	W, 8-0
2/4/05	Stacey Jennings	vs. DePaul	Megan Huitink	5th	1	3-2	DU 1-0	W, 6-1
2/25/05	Kristi Durant	vs. Pacific	Alyce Jorgensen	2nd	0	0-2	UT 3-0	W, 14-0
2/26/05	Stacey Jennings	vs. Long Beach State	Jennifer Martinez	7th	0	2-2	UT 4-0	W, 8-0
3/5/05	Ashley Cline	vs. North Carolina A&T	Adia Dial	3rd	2	2-0	UT 15-0	W, 19-0
4/29/06	Tonya Callahan	at Georgia	Katie Griffith	2nd	1	N/A	UT 3-0	W, 12-0
5/20/06	Katherine Card	Virginia Tech	Angela Tincer	1st	1	3-2	0-0	W, 9-1
2/22/07	Tiffany Huff	vs. Loyola Marymount	Tiffany Gonzales	3rd	2	N/A	UT 4-0	W, 8-0
3/2/07	Alexia Clay	vs. Oakland	Jessica Granger	3rd	1	N/A	UT 1-0	W, 7-0
4/15/07	Danielle Pieroni	at Kentucky	Jennifer Young	2nd	2	N/A	UT 1-0	W, 8-2
4/22/07	Shannon Doeppking	Auburn	Anna Thompson	6th	0	N/A	UT 1-1	W, 5-1
2/23/08	Jen Lapicki	Wagner	Danielle Wagoner	1st	2	N/A	UT 2-0	W, 14-0
2/29/08	Tiffany Huff	vs. Hofstra	Sara Michalowski	5th	2	N/A	HU 2-1	W, 5-2
3/21/08	Tonya Callahan	at Arkansas	Layne McGuirt	5th	2	N/A	UT 2-1	W, 11-2
2/14/10	Jessica Spigner	vs. Oklahoma	Keilani Ricketts	3rd	1	3-1	0-0	W, 4-2
2/20/10	Raven Chavanne	vs. Weber State	Ariel Whiteman	3rd	1	0-0	10-1	W, 21-2
3/14/10	Shelby Burchell	Campbell	Katie Woodcock	6th	1	1-2	CU 6-5	W, 9-6
3/21/10	Erinn Webb	Georgia	Erin Arevalo	2nd	1	2-1	0-0	L, 6-7
6/4/10	Erinn Webb	vs. Georgia*	Alison Owen	3rd	0	0-0	UT 2-0	W, 7-5
2/15/11	Kelly Grieve	ETSU	Shelby Morris	2nd	2	0-2	UT 9-0	W, 18-0
2/18/11	Shelby Burchell	vs. Cal Poly	Trista Thomas	6th	2	1-0	UT 7-2	W, 11-2
2/18/11	Jessica Spigner	vs. Boise State	Lela Work	3rd	1	2-2	UT 3-0	W, 15-1
3/15/11	Kat Dotson	at Tennessee State	Kelly Troglin	6th	0	0-1	UT 10-2	W, 16-2
4/15/11	Madison Shipman	at LSU	Brittany Mack	4th	2	0-1	UT 0-0	W, 6-0
4/16/11	Lauren Gibson	at LSU	Rachele Fico	3rd	2	2-2	UT 2-0	W, 11-0
4/30/11	Jessica Spigner	Arkansas	Layne McGuirt	1st	1	1-0	0-0	W, 8-0
5/20/11	Madison Shipman	Liberty#	Tiffani Smith	5th	2	2-1	UT 4-0	W, 8-0
2/17/12	Lauren Gibson	vs. Illinois	Jackie Guy	4th	1	1-0	UI 4-3	W, 10-7
4/6/12	Madison Shipman	at Auburn	Jenee Loree	2nd	2	1-2	UT 3-0	W, 9-1
2/8/13	Kat Dotson	vs. Idaho State\$	Amanda Fitzsimmons	4th	1	N/A	UT 5-0	W, 14-2
2/8/13	Raven Chavanne	vs. Idaho State\$	Bailey Foster	5th	1	2-1	UT 10-2	W, 14-2
3/27/13	Rainey Gaffin	Eastern Kentucky	Leanna Pittsenbarger	3rd	2	1-1	UT 4-0	W, 8-0
3/11/14	Annie Aldrete	Western Carolina	Mallory Broome	3rd	1	1-2	UT 8-0	W, 15-0
3/14/14	Melissa Davin	at Arkansas	Kelly Young	3rd	2	0-0	UT 4-0	W, 9-2
3/21/14	Madison Shipman	South Carolina	Lakyn Shull	3rd	1	3-2	UT 7-2	W, 11-2

vs. indicates neutral site

* GS stats 1996-2000 unavailable

indicates NCAA Regional

^ indicates WCWS game

\$ 2 grand slams, same game 2/8/13

Year-By-Year

2001: 1

2002: 2

2003: 1

2004: 2

2005: 4

2006: 2

2007: 4

2008: 3

2009: 0

2010: 5

2011: 8

2012: 2

2013: 3

2014: 3

■ TENNESSEE YEAR-BY-YEAR PITCHING LEADERS (MIN. 150 IP)

YEAR	ERA	WINS	SOLO SHUTOUTS	INNINGS PITCHED	STRIKEOUTS
1996	J. Beavers - 1.33	J. Beavers - 24	J. Beavers - 9	J. Beavers - 215.2	J. Beavers - 98
1997	B. Walker - 0.71	B. Walker - 21	B. Walker - 9	B. Walker - 208.0	B. Walker - 143
1998	S. Ayres - 2.23	S. Ayres - 22	S. Ayres - 6	S. Ayres - 260.1	S. Ayres - 99
1999	J. Beavers - 1.94	J. Beavers - 24	J. Beavers - 8	J. Beavers - 223.2	Sarah Ayres - 94
2000	J. Beavers - 2.50	J. Beavers - 15	J. Beavers - 3	J. Beavers - 202.0	J. Beavers - 111
2001	S. Humphrey - 2.52	S. Humphrey - 11	S. Humphrey - 3	S. Humphrey - 152.2	S. Humphrey - 93
2002	S. Humphrey - 2.36	S. Humphrey - 24	S. Humphrey - 8	S. Humphrey - 249.1	S. Humphrey - 326
2003	S. Jennings - 1.73	S. Jennings - 21	S. Jennings - 8	S. Jennings - 206.0	S. Humphrey - 152
2004	M. Abbott - 1.03	M. Abbott - 45	M. Abbott - 24	M. Abbott - 352.0	M. Abbott - 582
2005	M. Abbott - 0.52	M. Abbott - 50	M. Abbott - 34	M. Abbott - 392.0	M. Abbott - 603
2006	M. Abbott - 0.95	M. Abbott - 44	M. Abbott - 25	M. Abbott - 345.2	M. Abbott - 531
2007	M. Abbott - 0.68	M. Abbott - 50	M. Abbott - 29	M. Abbott - 358.1	M. Abbott - 724
2008	A. Ward - 1.88	A. Ward - 27	A. Ward - 6	M. Rhodes - 213.1	M. Rhodes - 233
2009	D. Pieroni - 2.09	C. Hosfield - 28	C. Hosfield - 6	C. Hosfield - 257.1	C. Hosfield - 221
2010	I. Renfroe - 2.41	I. Renfroe - 31	I. Renfroe - 6	I. Renfroe - 232.1	I. Renfroe - 235
2011	E. Renfroe - 1.50	E. Renfroe - 26	I. Renfroe/E. Renfroe - 7	E. Renfroe - 201.0	E. Renfroe - 259
2012	E. Renfroe - 1.24	E. Renfroe - 27	E. Renfroe - 15	E. Renfroe - 231.0	E. Renfroe - 280
2013	I. Renfroe - 1.77	I. Renfroe - 22	E. Renfroe - 7	E. Renfroe - 200.2	E. Renfroe - 221
2014	E. Renfroe - 2.02	E. Renfroe - 30	E. Renfroe - 12	E. Renfroe - 239.1	E. Renfroe - 245

■ 45 TENNESSEE NO-HITTERS ALL-TIME (41 INDIVIDUAL NO-NOs)

Date	Pitcher	Opponent	Score/Pitching Line
3/24/96	Buffy Walker	Cleveland State	2-0/7.0 IP, 6K, 2BB
4/20/99	Jackie Beavers	Chattanooga	8-0 (5)/5.0 IP, 3K, 2BB
2/13/02	Leigh Ann Ellis	Austin Peay	4-0 (5)/5.0 IP, 7K, 1BB
3/1/02	Stephanie Humphrey	Appalachian State	8-0 (6)/6.0 IP, 6K, 3BB
2/21/03	Stacey Jennings*	UNLV	3-0/7.0 IP, 6K, 0BB
4/1/03	Stephanie Humphrey	South Carolina	2-0 (8)/8.0 IP, 4K, 1BB
2/5/04	Monica Abbott	Saint Mary's	8-0 (6)/6.0 IP, 13K, 1BB
2/7/04	Monica Abbott*	Hawaii	2-0/7.0 IP, 13K, 0BB
2/14/04	Monica Abbott	Boston University	9-0 (5)/5.0 IP, 14K, 0BB
3/26/04	Monica Abbott	Liberty	1-0/7.0 IP, 20K, 2BB
2/5/05	Monica Abbott	Florida A&M	5-0/7.0 IP, 15K, 1BB
2/18/05	Megan Rhodes	Charleston Southern	9-0 (5)/5.0 IP, 8K, 2BB
2/25/05	Monica Abbott	#20 Pacific	14-0 (5)/5.0 IP, 7K, 0BB
3/5/05	Stacey Jennings	Morehead State	8-0 (6)/6.0 IP, 6K, 0BB
3/5/05	Megan Rhodes	North Carolina A&T	19-0 (5)/5.0 IP, 7K, 1BB
3/29/05	Monica Abbott*	Kentucky	5-0/7.0 IP, 12K, 0BB
4/5/05	Monica Abbott*	Tenn. Tech	1-0/7.0 IP, 18K, 0BB
4/30/05	Monica Abbott	Ole Miss	4-0/7.0 IP, 15K, 0BB
5/22/05	Monica Abbott	College of Charleston	2-0/7.0 IP, 10K, 1BB
2/11/06	Monica Abbott*	Coastal Carolina	8-0 (5)/5.0 IP, 10K, 0BB
2/17/06	Monica Abbott	#18 Oregon	1-0/7.0 IP, 17K, 0BB
3/11/06	Rhodes/Abbott#	Hofstra	5-0/7.0 IP, 14K, 0BB
3/11/06	Monica Abbott	USF	8-0 (6)/6.0 IP, 13K, 0BB
3/12/06	Abbott/Rhodes*#	Tennessee Tech	8-0 (6)/6.0 IP, 8K, 0BB
3/18/06	Monica Abbott	#18 Auburn	2-0/7.0 IP, 16K, 1BB
3/19/06	Monica Abbott	#18 Auburn	8-0 (5)/5.0 IP, 9K, 2BB
4/1/06	Monica Abbott	Arkansas	5-0/7.0 IP, 11K, 0BB
2/10/07	Monica Abbott	North Carolina	2-1 (8)/8.0 IP, 19K, 0BB
2/16/07	Monica Abbott	Florida International	8-0 (5)/5.0 IP, 12K, 1BB
2/18/07	Monica Abbott	Cal State Northridge	9-0/7.0IP, 19K, 3BB
3/2/07	Megan Rhodes*	Oakland (Mich.)	7-0/7.0 IP, 19K, 0BB
3/4/07	Monica Abbott*	Austin Peay	2-0/7.0 IP, 15K, 0BB
4/7/07	Monica Abbott*	Georgia	10-0 (5)/5.0 IP, 10K, 0BB
5/18/07	Abbott/Rhodes*#	Furman	8-0 (6)/6.0 IP, 13K, 0BB
5/25/07	Monica Abbott	#12 Hawai'i	9-0 (5)/5.0 IP, 10K, 2BB
5/31/07	Monica Abbott	#7 Texas A&M	2-0/7.0 IP, 16K, 4BB
2/7/09	Cat Hosfield/Ashton Ward#	San Jose State	16-0 (5)/5.0 IP, 6K, 2BB
4/8/10	Ivy Renfroe	Western Carolina	11-0 (5)/5.0 IP, 7K, 1BB
4/22/11	Ivy Renfroe	Mississippi State	8-0 (6)/6.0 IP, 5K, 2BB
5/20/11	Ivy Renfroe	Liberty	8-0 (5)/5.0 IP, 6K, 1BB
3/4/12	Ivy Renfroe	Murray State	8-0 (5)/5.0 IP, 7K, 1BB
3/27/12	Ellen Renfroe	Furman	8-0 (6)/6.0 IP, 8K, 4BB
4/28/12	Ivy Renfroe*	Ole Miss	9-0 (5)/5.0 IP, 6K
2/8/13	Ellen Renfroe	Utah State	10-0 (5)/5.0 IP, 5K
3/5/14	Rainey Gaffin*	Wright State	8-0 (6)/6.0 IP, 6K

*perfect game

#combined no-hitter (does not count in official number for any of pitchers involved by rule)

HISTORY & RECORDS

■ TENNESSEE FIELDING YEAR-BY-YEAR TOTALS

YEAR	C	PO	A	E	FLD%	DP	OSB	CSB	OSB%	PB
1996	1941	1245	583	113	.942	21	40	13	.755	28
1997	2074	1309	674	91	.956	21	29	10	.744	12
1998	2157	1373	662	122	.943	26	41	13	.759	8
1999	2061	1366	581	114	.945	14	71	14	.835	9
2000	1853	1216	521	116	.937	15	70	9	.886	37
2001	1731	1164	464	103	.940	12	40	18	.690	27
2002	1671	1187	425	59	.965	12	53	25	.679	9
2003	2045	1382	582	81	.960	9	29	16	.644	11
2004	1904	1458	404	42	.978	9	39	11	.780	20
2005	2088	1641	409	38	.982	15	26	20	.565	7
2006	1782	1407	334	41	.977	11	31	16	.660	4
2007	1699	1410	268	21	.988	9	15	12	.556	7
2008	1796	1311	446	39	.978	14	24	8	.750	5
2009	1702	1170	494	38	.978	12	37	3	.925	7
2010	1786	1238	502	46	.974	21	44	9	.830	3
2011	1658	1175	440	43	.974	10	24	12	.667	4
2012	1826	1345	449	32	.982	18	41	14	.745	10
2013	1748	1258	445	45	.974	13	24	14	.632	10
2014	1604	1130	420	54	.966	17	31	12	.721	4
Totals	35126	24785	9103	1238	.965	279	709	249	.740	222

***BOLD** indicates record

Single-Season Team Records

Chances	2157	1998
Putouts	1641	2005
Assists	674	1997
Errors (Fewest)	21	2007
Fielding Percentage	.988	2007
Double Plays	26	1998
Opp. SBs (Fewest)	15	2007
Opp. Caught Stealing	25	2002
Opp SB Pct. (Lowest)	.556	2007
Passed Balls (Fewest)	3	2010

■ TENNESSEE YEAR-BY-YEAR FIELDING LEADERS

YEAR	PUTOUTS	ASSISTS	DOUBLE PLAYS	CAUGHT STEALING
1996	L. Wyatt - 379	D. Jackson - 115	L. Wyatt - 15	C. Swinford - 7
1997	L. Wyatt - 233	K. Fitzgerald - 151	T. Reidhead - 13	C. Swinford - 8
1998	K. Glass - 510	L. Warren - 138	K. Glass - 20	C. Swinford - 7
1999	N. Cameron - 440	A. Venable - 126	K. Fitzgerald - 8	C. Swinford - 13
2000	M. Torres - 236	A. Venable - 113	M. Radley - 8	M. Mollet - 7
2001	Low - 284	Fletcher - 103	M. Radley - 6	A. Wilson, M. Mollet - 9
2002	A. Wilson - 374	E. Humphrey - 107	A. Rhinehart - 9	A. Wilson - 24
2003	A. Rhinehart - 311	E. Humphrey - 126	M. Fishback - 5	K. Durant - 9
2004	B. Bessho - 348	K. Durant - 97	A. Brewer - 6	L. Mattox - 8
2005	S. Doepking - 609	L. Schutzler - 104	T. Callahan - 9	S. Doepking - 16
2006	S. Doepking - 567	J. Griffin - 74	L. Horiuchi - 8	S. Doepking - 11
2007	S. Doepking - 722	L. Horiuchi - 70	T. Callahan - 7	S. Doepking - 10
2008	J. Lapicki - 316	T. Callahan - 154	T. Callahan - 8	S. Doepking - 5
2009	J. Lapicki - 377	J. Spigner - 148	J. Lapicki - 7	T. Huff - 3
2010	T. Huff - 413	A. Andrews - 118	E. Webb - 14	T. Huff - 9
2011	A. Andrews - 408	M. Shipman - 86	S. Burchell, L. Gibson - 6	A. Andrews - 11
2012	A. Andrews - 386	R. Chavanne - 135	M. Brown - 12	A. Andrews - 11
2013	H. Akamine - 390	R. Chavanne - 143	M. Shipman, M. Davin - 7	H. Akamine - 13
2014	C. Tarango - 318	M. Shipman - 118	C. Tarango - 14	A. Aldrete - 7



■ TEAM RECORDS

Games Played	82, 2005
Wins	67, 2005
Consecutive wins	26, 3/17/07-4/28/07
Consecutive home wins	28, 5/28/06-5/26/07
Consecutive road wins	14, 4/17/05-2/11/06
Most home wins	29, 2008, 2012
Losses	35, 2001
Consecutive losses	9, 4/12-4/29/03
Consecutive home losses	5, 3/25-4/6/01 & 4/20-4/28/02
Consecutive road losses	11, 4/28/00-2/9/01
Best win-loss record (pct.)	63-8 (.887), 2007

■ TEAM BATTING - SEASON

Highest Batting Average366, 1996
Lowest Batting Average220, 2001
Most At Bats	2,172, 2005
Fewest At Bats	1,475, 2001
Most Runs	520, 1996
Fewest Runs	157, 2001
Most Hits	678, 2005
Fewest Hits	325, 2001
Most Doubles	142, 1996
Fewest Doubles	37, 2001
Most Triples	19, 1996 & 2010
Fewest Triples	5, 1999, 2001 & 2003
Most Home Runs	81, 2014
Fewest Home Runs	17, 1998
Most Runs Batted In	457, 1996
Fewest Runs Batted In	133, 2001
Most Stolen Bases	168, 2007
Fewest Stolen Bases	31, 2003
Most Stolen Bases Attempted	186, 2007
Fewest Stolen Bases Attempted	41, 2003
Most Walks	268, 2008
Fewest Walks	117, 2001
Most Strikeouts	366, 2005
Fewest Strikeouts	162, 1996
Most Hit by Pitches	64, 2014
Fewest Hit by Pitches	15, 2001
Most Sacrifice Flies	28, 2006
Fewest Sacrifice Flies	3, 2001
Most Sacrifice Hits	76, 1998
Fewest Sacrifice Hits	17, 2014
Most Total Bases	1,012, 1996
Fewest Total Bases	465, 2001
Highest Slugging Percentage547, 1996
Lowest Slugging Percentage315, 2001
Highest On-Base Percentage435, 2011
Lowest On-Base Percentage284, 2001

■ TEAM PITCHING - SEASON

Lowest Earned Run Average	0.79, 2005
Highest Earned Run Average	3.44, 2000
Most Complete Games	58, 2005
Fewest Complete Games	21, 2010
Most Shutouts	51, 2005
Fewest Shutouts	5, 2001
Most Saves	10, 2003 & 2010
Fewest Saves	None, 1998 & 1999
Most Innings Pitched	547.0, 2005
Fewest Innings Pitched	376.2, 2014
Fewest Hits Allowed	197, 2007
Most Hits Allowed	502, 1998
Fewest Runs Allowed	63, 2007
Most Runs Allowed	279, 2000

■ TEAM FIELDING - SEASON

Fewest Earned Runs Allowed	59, 2007
Most Earned Runs Allowed	199, 2000
Fewest Walks	79, 1997
Most Walks	164, 2008
Most Strikeouts	910, 2007
Fewest Strikeouts	182, 1998
Fewest Doubles	13, 2007
Most Doubles	68, 2003
Fewest Triples	0, 2007
Most Triples	12, 2000
Fewest Home Runs	11, 1996
Most Home Runs	46, 2010
Most Wild Pitches	32, 2000
Fewest Wild Pitches	9, 2006
Most Hit Batters	45, 2010
Fewest Hit Batters	13, 1997 & 1998
Highest Fielding Percentage988, 2007
Lowest Fielding Percentage937, 2000
Most Putouts	1,641, 2005
Fewest Putouts	1,130, 2014
Most Assists	674, 1997
Fewest Assists	268, 2007
Fewest Errors	21, 2007
Most Errors	122, 1998
Most Double Plays	26, 1998
Fewest Double Plays	9, 2003, 2004 & 2007
Fewest Passed Balls	3, 2010
Most Passed Balls	37, 2000

GENERAL

2015 PREVIEW

STAFF

PLAYERS

OPPONENTS

2014 REVIEW

HISTORY & RECORDS



■ TEAM BATTING - GAME

At Bats	51 vs. LeMoyné (N.Y.), 3/18/96
Runs	30 vs. LeMoyné (N.Y.), 3/18/96
Hits	31 vs. LeMoyné (N.Y.), 3/18/96
Runs Batted In	27 vs. LeMoyné (N.Y.), 3/18/96
Doubles	9, most recently vs. Tennessee State, 3/6/02
Triples	3, most recently at USF, 2/16/13
Home Runs	6 vs. Virginia Tech, 5/17/14
Total Bases	50 vs. LeMoyné (N.Y.), 3/18/96
Sacrifice Flies	4, vs. Florida, 4/2/99 & North Carolina A&T, 4/12/96
Sacrifice Hits	5 vs. Baylor, 2/25/96
Most Strikeouts	17 vs. Texas, 3/6/10
Walks	14 vs. Eastern Kentucky, 3/12/00
Hit by Pitch	6 at Charleston Southern, 3/3/13
Stolen Bases	9, vs. Kentucky, 4/15/07
Stolen Base Att.	9, vs. Kentucky, 4/15/07
Most Runners LOB	16, most recently vs. Louisville, 5/23/10

■ TEAM PITCHING - GAME

Innings Pitched	11.0, most recently vs. Oklahoma, 6/3/13
Batters Faced	50 vs. Florida, 5/3/08
Runs Allowed	18 vs. Auburn, 3/25/00
Earned Runs Allowed	15 vs. Florida, 4/25/02
Strikeouts	22 vs. Florida, 3/10/07
Walks	11 vs. South Florida, 2/4/00
Hits	21 vs. Auburn, 3/25/00
Doubles	7 vs. Cal State Fullerton, 5/20/99
Triples	2, most recently vs. Kentucky, 4/9/03
Home Runs	5 at Oklahoma, 5/25/14
Wild Pitches	6 vs. Illinois, 2/17/12
Hit Batters	5 vs. Alabama, 3/13/04

■ TEAM FIELDING - GAME

Putouts	33, most recently vs. NC State, 5/18/13
Assists	19, most recently vs. Auburn, 4/12/03
Errors	8, most recently vs. North Carolina, 2/17/01
Double Plays	3 vs. Kansas, 4/6/98
Passed Balls	4 vs. Stephen F. Austin, 4/7/01



■ INDIVIDUAL BATTING - GAME

At Bats	7, Jenny Steele vs. LeMoyné (N.Y.), 3/18/96
Runs	5, Lisa Wyatt vs. Coastal Carolina, 4/27/96
Hits	5, most recently by Kelly Grieve vs. Bowling Green, 2/27/09
Runs Batted In	9, Lauren Gibson at Ole Miss, 4/20/13
	Kat Dotson at Tennessee State, 3/15/11
Doubles	3, most recently by Shelby Burchell vs. ETSU, 3/3/12
Triples	2, most recently by Kat Dotson vs. USF, 2/16/13
Home Runs	3, Lauren Gibson at Ole Miss, 4/20/13
Total Bases	14, Lauren Gibson at Ole Miss, 4/20/13
Sacrifice Flies	2, Kat Dotson vs. South Dakota, 2/9/13
Sacrifice Hits	3, Tracy Reidhead vs. Cal State Fullerton, 3/27/97
Most Strikeouts	5, Shelby Burchell at LSU, 4/4/09
Walks	4, most recently by Madison Shipman vs. Charleston So. 5/16/14
Hit by Pitch	2, most recently Hannah Akamine at Florida, 3/17/13
Stolen Bases	4, by India Chiles vs. Kentucky, 4/15/07
Stolen Base Att.	4, by India Chiles vs. Kentucky, 4/15/07
Hit for the cycle	Tonya Callahan vs. Hofstra, 2/16/08
Consecutive-game hitting streak (single-season)	20, Madison Shipman, 2/9/14-3/9/14
	20, Kristi Durant, 3/20/03-4/13/03
Consecutive-game hit streak (multi-season)	24, Sarah Fekete, 5/11/04-2/25/05

■ INDIVIDUAL PITCHING - GAME

Innings Pitched	11.0, most recently by Ellen Renfroe vs. Oklahoma (6/3/13)
Batters Faced	50, Megan Rhodes vs. Florida, 5/3/08
Runs Allowed	13, most recently by Leigh Ann Ellis vs. Iowa, 2/24/02
Earned Runs Allowed	10, most recently by Megan Rhodes at Alabama, 3/9/08
Strikeouts	22, Monica Abbott vs. Florida, 3/10/07
Walks	11, Nicole Murray vs. South Florida, 2/4/00
Hits	16, Buffy Walker vs. South Florida, 3/25/98
Doubles	5, most recently by Ellen Renfroe vs. Oklahoma, 6/3/13
Triples	2, most recently by Stephanie Humphrey vs. Oreg. St., 2/11/01
Home Runs	4, most recently by Monica Abbott vs. Auburn, 4/10/05
Wild Pitches	4, most recently by Ellen Renfroe vs. Illinois, 2/17/12
Hit Batters	5, Monica Abbott vs. Alabama, 3/13/04

■ INDIVIDUAL FIELDING - GAME

Putouts	23, Shannon Doepping vs. Florida, 3/10/07
Assists	9, Madison Shipman vs. South Carolina, 3/23/14
Errors	4, most recently by Annie Fletcher vs. Samford, 4/22/00
Passed Balls	4, Adrianna Wilson vs. Stephen F. Austin, 4/7/01

Kelly Grieve is the last of five Lady Vols who have recorded five hits in a game. She went 5-for-5 with five RBIs in UT's 18-0 (5) win over Bowling Green on Feb. 27, 2009.



Oklahoma's Keilani Ricketts threw 12 innings against Tennessee in Game 1 of the 2013 WCWS Championship series. That's the most innings tossed for an opposing team and an opposing player.

■ TEAM BATTING - GAME

At Bats	42, most recently by Oklahoma, 6/3/13
Runs	18 by Auburn, 3/25/00
Hits	21 by Auburn, 3/25/00
Runs Batted In	16 by Auburn, 3/25/00
Doubles	7 by Cal State Fullerton, 5/20/99
Triples	2, most recently by Kentucky, 4/9/03
Home Runs	5 by Oklahoma, 5/25/14
Total Bases	31 by Cal State Fullerton, 5/20/99
Sacrifice Flies	2, most recently by Alabama, 5/2/09
Sacrifice Hits	5 by Auburn, 5/9/03
Most Strikeouts	22 by Florida, 3/10/07
Walks	11 by South Florida, 2/4/00
Hit by Pitch	5 by Alabama, 3/13/04
Stolen Bases	6 by LSU, 4/30/00
Stolen Base Att.	6, most recently by Florida, 4/25/02
Most Runners LOB	16 by Auburn, 4/12/03

■ TEAM PITCHING - GAME

Innings Pitched	12.0, by Oklahoma, 6/3/13
Batters Faced	56 by LeMoyne (N.Y.), 3/18/96
Strikeouts	17 by Texas, 3/6/10
Hits	31 by LeMoyne (N.Y.), 3/18/96
Runs Allowed	30 by LeMoyne (N.Y.), 3/18/96
Earned Runs	22 by LeMoyne (N.Y.), 3/18/96
Walks	14 by Eastern Kentucky, 3/21/00
Doubles	9, most recently by Tennessee State, 3/6/02
Triples	3, most recently by USF, 2/16/13
Home Runs	6 by Virginia Tech, 5/17/14
Wild Pitches	5 by Middle Tennessee, 3/1/97
Hit Batters	6 by Charleston Southern, 3/3/13

■ TEAM FIELDING - GAME

Putouts	36, by Oklahoma, 6/3/13
Assists	22 by Georgia, 5/15/04
Errors	6, most recently by Miami (Ohio), 5/20/05
Double Plays	3, most recently by South Carolina, 4/1/03
Passed Balls	5 by North Carolina A&T, 4/13/96

■ INDIVIDUAL BATTING - GAME

At Bats	6 by Lauren Chamberlain of Oklahoma, 6/3/13
	by Jen Feldmeier of Southern Illinois, 2/20/98
Runs	4, most recently by Alissa Haber of Stanford, 2/25/10
Hits	4, most recently by Sami Fagan of Florida, 5/11/12
RBI	6, most recently by Nicole Hudson of Missouri, 5/5/13
Doubles	2, most recently by Victoria Williams of S. Carolina 3/21/14
Triples	2 by Tiffany Clark of UL-Lafayette, 4/23/98
Home Runs	3 by Mary Petrie of Auburn, 4/21/01
Total Bases	12 by Mary Petrie of Auburn, 4/21/01
Sacrifice Flies	2 by Kelley Askew of Alabama, 3/28/99
Sacrifice Hits	3, most recently by Rachel LeMaster of Arkansas, 4/3/04
Most Strikeouts	4, most recently by Scout Albertson of NC State, 5/18/13
Walks	4 by Bailey Castro of Florida, 3/30/14
Hit by Pitch	2, most recently by Danae Hays of Alabama, 3/9/13
Stolen Bases	3, most recently by Nicole Barber of Georgia, 4/27/03
Stolen Base Attempts	3, most recently by Nicole Barber of Georgia, 4/27/03

■ INDIVIDUAL PITCHING - GAME

Innings Pitched	12.0 by Keilani Ricketts of Oklahoma, 6/3/13
Batters Faced	48 by Chanda Bell of Kentucky, 3/23/10
Strikeouts	17 by Blaire Luna of Texas, 3/6/10
Hits	20 by Stephanie Carrasco of New Mexico State, 2/14/04
Runs Allowed	19 by Tekeyshia Willis of North Carolina A&T, 4/13/96
Earned Runs	17, most recently by Jenna Busa of UMass, 3/12/06
Walks	11 by Meredith Whitney of Western Michigan (2/12/12)
Doubles	8 by Heather Peoble of Samford, 4/6/96
Triples	3 by Lindsey Dunlap of Mississippi State, 3/29/09
Home Runs	5 by Alison Owen of Miss. State, 4/19/14
	5 by Courtney Blades of Southern Mississippi, 4/25/99
Wild Pitches	5, most recently by Jaclyn Story of Middle Tennessee, 3/1/97
Hit Batters	6 by Jennifer Giles of Charleston Southern, 3/3/13

■ INDIVIDUAL FIELDING - GAME

Putouts	18 by Deni Zeigler of Auburn, 4/12/03
Assists	11 by Katie Lewis of Georgia, 5/15/04
Errors	4 by Michelle Hubler of Kansas, 3/6/98
Passed Balls	4 by Heather Sutton of Wingate, 4/2/96

GENERAL

2015 PREVIEW

STAFF

PLAYERS

OPPONENTS

2014 REVIEW

HISTORY & RECORDS



■ HITTING

Most At Bats

1.	51	vs LeMoyne	Mar 18, 1996
2.	44	at Alabama	Mar 21, 2012
	44	Florida	May 3, 2008
4	43	Auburn	Mar 25, 2000
5.	41	at New Mexico State	Feb 14, 2004
	41	vs Southern Illinois	Feb 20, 1998
7.	40	at Louisville	May 23, 2010
	40	Auburn	Apr 11, 2009

Most Runs Scored

1.	30	vs LeMoyne	Mar 18, 1996
2	23	Middle Tenn. State	Mar 1, 1997
	23	Coastal Carolina	Apr 27, 1996
4.	22	Tennessee State	Mar 6, 2002
5.	21	vs Weber State	Feb 20, 2010
6.	20	vs UMass	Mar 12, 2006
7.	19	Tennessee State	Apr 2, 2013
	19	vs NC A&T	Mar 5, 2005
9.	18	vs Southern Utah	Feb 7, 2013
	18	ETSU	Feb 15, 2011
	18	Bowling Green	Feb 27, 2009
	18	Florida	Apr 2, 1999
12.	17	Belmont	Mar 16, 1999
	17	vs Youngstown State	Feb 28, 1998
	17	vs Virginia Tech	Apr 30, 1997
	17	Middle Tenn. State	Mar 2, 1997
16.	16	at Tennessee State	Mar 15, 2011
	16	vs San Jose State	Feb 7, 2009
	16	at New Mexico State	Feb 14, 2004
	16	Mississippi State	Mar 23, 2003
	16	South Carolina	Apr 1, 2000

Most Hits

1.	31	vs LeMoyne	Mar 18, 1996
2.	25	Coastal Carolina	Apr 27, 1996
3.	22	vs Southern Utah	Feb 7, 2013
4.	21	Florida	Apr 2, 1999
5.	20	Bowling Green	Feb 27, 2009
	20	at New Mexico State	Feb 14, 2004
	20	UNC Greensboro	Apr 20, 1997
	20	Samford	Apr 16, 1996
9.	19	vs Weber State	Feb 20, 2010
	19	Tennessee State	Mar 6, 2002
	19	at Belmont	Apr 7, 1998
12.	18	at Texas A&M	Apr 12, 2014
	18	vs UMass	Mar 12, 2006
	18	vs Elon	Feb 25, 2000
	18	vs Virginia Tech	Apr 30, 1997
16.	17	at Ole Miss	Apr 20, 2013
	17	vs Hawaii	Feb 19, 2006
	17	vs NC A&T	Mar 5, 2005
	17	at Mississippi State	Mar 20, 2004
	17	vs Georgia Tech	Feb 20, 1999
	17	Middle Tenn. State	Mar 2, 1997

Most Runs Batted In

1.	27	vs LeMoyne	Mar 18, 1996
2.	21	at Middle Tenn. State	Mar 28, 1997
3.	19	vs Weber State	Feb 20, 2010
	19	Tennessee State	Mar 6, 2002
5.	18	ETSU	Feb 15, 2011
	18	vs UMass	Mar 12, 2006
7.	17	vs Southern Utah	Feb 7, 2013
	17	vs NC A&T	Mar 5, 2005
	17	Florida	April 2, 1999

10.	16	Tennessee State	Apr 2, 2013
	16	Bowling Green	Feb 27, 2009
	16	Mississippi State	Mar 23, 2003
13.	15	at Texas A&M	Apr 12, 2014
	15	Western Carolina	Mar 11, 2014
	15	at Tennessee State	Mar 15, 2011
	15	vs Boise State	Feb 18, 2011
	15	vs San Jose State	Feb 7, 2009

Most Doubles

1.	9	Tennessee State	Mar 6, 2002
	9	vs Coastal Carolina	Apr 27, 1996
	9	Samford	Apr 16, 1996
4.	5	at Ole Miss	Apr 19, 2013
	5	ETSU	Mar 3, 2012
	5	at Mississippi State	Mar 10, 2010
	5	Oklahoma	Mar 7, 2009
	5	vs Purdue	Feb 18, 2006

Most Triples

1.	3	Western Carolina	Apr 8, 2010
	3	at USF	Feb 16, 2013
	3	vs UMass	Mar 12, 2006
	3	at Alabama State	Mar 25, 2002
	3	Mississippi State	Mar 29, 2009

Most Home Runs

1.	6	Virginia Tech	May 17, 2014
2.	5	Mississippi State	Apr 19, 2014
	5	at Texas A&M	Apr 12, 2014
	5	Southern Mississippi	Apr 25, 1999
4.	4	Tennessee Tech	Apr 8, 2014
	4	Tennessee State	Apr 2, 2013
	4	ETSU	Feb 15, 2011
	4	Illinois State	Mar 6, 2010
	4	East Tennessee State	Apr 5, 2006
	4	Belmont	Mar 14, 2006
	4	vs Nebraska	Feb 12, 2005
	4	vs Niagara	Mar 16, 1996

Most Total Bases

1.	50	vs LeMoyne	Mar 18, 1996
2.	37	at Texas A&M	Apr 12, 2014
3.	33	vs Weber State	Feb 20, 2010
4.	30	Tennessee State	Apr 2, 2013
	30	vs UMass	Mar 12, 2006
6.	29	at Virginia Tech	May 17, 2014
	29	at Ole Miss	Apr 20, 2013

Most Walks

1	14	Eastern Kentucky	Mar 12, 2000
1.	13	vs Western Michigan	Feb 12, 2012
2.	11	Charleston Southern	May 16, 2014
3.	10	Ole Miss	Mar 27, 2010
	10	Middle Tennessee State	Mar 1, 1997
	10	Middle Tennessee State	Apr 27, 1996
	10	vs North Carolina A&T	Apr 12, 1996

Most Times Hit By Pitch

1.	6	at Charleston Southern	Mar 3, 2013
2.	4	at Arkansas	Mar 15, 2014
	4	at Auburn	Apr 7, 2012
	4	at Ole Miss	Apr 19, 2009
	4	Virginia Tech	May 20, 2006
	4	vs Louisiana Tech	Feb 27, 2004
	4	Wright State	Mar 14, 1999

Most Times Struck Out

1.	17	Texas	Mar 6, 2010
2.	16	at Auburn	Apr 12, 2003
	16	LSU	Mar 16, 2002
4.	15	at Alabama	Mar 21, 2012
	15	vs Arizona	Feb 13, 1998

Most Times Grounded Into DP

1.	2	vs Oregon	Jun 2, 2012
	2	at Tennessee Tech	Apr 5, 2005
	2	Arkansas	Apr 3, 2005
	2	at Arkansas	Apr 4, 2004
	2	at Arkansas	Apr 14, 2001
	2	Kentucky	Mar 21, 2001

Most Sacrifice Flies

1.	4	Florida	Apr 2, 1999
	4	vs North Carolina A&T	Apr 12, 1996
3.	3	vs South Dakota	Feb 9, 2013
	3	at Alabama	May 25, 2013

Most Sacrifice Hits

1.	5	vs Baylor	Feb 25, 1996
2.	4	vs UT-Arlington	Feb 13, 2009
	4	at Georgia	Apr 8, 2007
	4	at Chattanooga	Apr 7, 1999

Most Stolen Bases

1.	9	at Kentucky	Apr 15, 2007
2.	8	Western Carolina	Apr 9, 2008
3.	7	Murray State	Mar 19, 2013
	7	Georgia Southern	Mar 6, 2011
	7	at Virginia	May 22, 2010
	7	Tennessee Tech	Mar 13, 2010
	7	Belmont	Mar 11, 2009
	7	vs Villanova	Feb 15, 2009
	7	vs Charleston So.	Feb 18, 2005

Most Times Caught Stealing

1.	2	28 times, most recently	
	2	vs Northern Colorado	Feb 8, 2014

Most Steal Attempts

1.	9	at Kentucky	Apr 15, 2007
2.	8	Ohio	Mar 5, 2010
	8	Western Carolina	Apr 9, 2008

Most Intentional Walks

1.	3	at Arkansas	Mar 18, 2012
	3	LSU	Apr 20, 2008
	3	USF	Feb 1, 2002

Most Times Struck Out Looking

1.	9	Texas	Mar 6, 2010
2.	7	at LSU	Apr 15, 2011
	7	vs Alabama	May 14, 2010
	7	at Alabama	May 1, 2010
	7	Virginia Tech	May 18, 2008
	7	at Florida	Apr 18, 2003

Most Runners Left On Base

1.	16	Florida	Apr 18, 2004
	16	Kentucky	Mar 23, 2010
	16	Florida	May 3, 2008
	16	at Louisville	May 23, 2010
5.	15	vs Washington	Jun 1, 2013

TEAM SINGLE-GAME RECORDS

Most Runs Scored In 1 Inning

1. 15 Tennessee State	4th	Apr 2, 2013
2. 13 Belmont	2nd	Mar 11, 2009
3. 11 ETSU	2nd	Feb 15, 2011
11 Bowling Green	1st	Feb 27, 2009
11 ETSU	4th	Mar 30, 2007
11 vs Kansas	5th	Feb 18, 2006

11 vs NC A&T	3rd	Mar 5, 2005
11 South Carolina	3rd	Apr 1, 2000
9. 10 vs UMass	2nd	Mar 12, 2006
10 Centenary	3rd	Apr 8, 2001
11. 9 Western Carolina	3rd	Mar 11, 2014
9 vs Michigan State	1st	Feb 11, 2011
9 vs Weber State	2nd	Feb 20, 2010

9 Austin Peay	1st	Mar 8, 2005
9 vs Radford	3rd	Apr 21, 2004
9 at New Mexico St.	7th	Feb 14, 2004
9 Tennessee State	4th	Mar 6, 2002
9 vs Florida	4th	May 13, 1999
9 Florida	1st	Apr 2, 1999

PITCHING

Most Innings Pitched

1. 11.0 vs Oklahoma	Jun 3, 2013
11.0 NC State	May 18, 2013
11.0 Georgia	Apr 4, 2012
11.0 Auburn	Apr 11, 2009
11.0 Florida	May 3, 2008
11.0 vs Michigan	Jun 5, 2005
7. 10.2 at Alabama	Mar 21, 2012
10.2 at Auburn	Apr 12, 2003
9. 10.0 at Auburn	Apr 7, 2012
10.0 Auburn	Apr 1, 2011
10.0 Kentucky	Mar 23, 2010
10.0 vs BYU	Feb 7, 2009
10.0 vs Arizona	Jun 5, 2007
10.0 at Florida	Mar 10, 2007
10.0 Florida	Apr 18, 2004
10.0 vs Southern Illinois	Feb 20, 1998

Most Hits Allowed

1. 21 Auburn	Mar 25, 2000
2. 17 Mississippi State	Mar 31, 2001
17 at Washington	May 21, 1999
4. 16 at Arizona	Mar 1, 1996
16 at USF	Mar 25, 1998
6. 15 Georgia	Apr 27, 2003
15 Mississippi State	Mar 22, 2003
15 South Carolina	Apr 2, 2002
15 Georgia	May 5, 2001
15 at Florida	Mar 27, 1998
15 at Fresno State	Mar 7, 1998
12. 14 Mississippi State	Mar 29, 2009
14 vs UL-Monroe	Feb 22, 2003
14 Florida	Apr 25, 2002
14 vs UCLA	Feb 19, 2000
14 vs UCLA	Feb 4, 2000
14 Alabama	Mar 22, 1998
14 at Cal State-Fullerton	Mar 27, 1997

Most Runs Allowed

1. 18 Auburn	Mar 25, 2000
2. 15 Florida	Apr 25, 2002
3. 13 vs Cal	Feb 10, 2012
13 at Alabama	Mar 9, 2008
13 Florida	Apr 26, 2002
13 vs Iowa	Feb 24, 2002
13 Mississippi State	Mar 31, 2001
13 vs North Carolina	Feb 17, 2001
13 vs SW Missouri State	Mar 21, 1996
10. 12 at Missouri	May 5, 2013
12 Alabama	May 2, 2009
12 Georgia	Apr 27, 2003
12 at Auburn	Apr 22, 2001
12 vs UCLA	Feb 19, 2000
12 at Washington	May 21, 1999
12 vs Cal State Fullerton	May 20, 1999

Most Earned Runs Allowed

1. 15 Florida	Apr 25, 2002
2. 13 at Alabama	Mar 9, 2008
3. 12 vs Cal	Feb 10, 2012
12 Mississippi State	Mar 31, 2001

12 vs UCLA	Feb 19, 2000
6. 11 at Missouri	May 5, 2013
11 at Florida	May 8, 2009
11 Alabama	May 2, 2009
11 Mississippi State	Mar 22, 2003
11 at Washington	May 21, 1999
11 at Fresno State	Mar 7, 1998
11 at Cal State-Fullerton	Mar 27, 1997
11 at Arizona	Mar 1, 1996

Most Walks Allowed

1. 11 at USF	Feb 4, 2000
2. 10 Florida	Mar 30, 2014
10 Florida	May 3, 2008
4. 9 USF	Feb 17, 2008
5. 8 Florida	Mar 30, 2014
8 South Carolina	Mar 23, 2014
8 vs Northwestern	Mar 8, 2009
8 vs Florida	May 9, 2008
8 LSU	Apr 19, 2008
8 vs Florida Atlantic	Feb 4, 2001

Most Strikeouts

1. 22 at Florida	Mar 10, 2007
2. 20 Auburn	Apr 1, 2011
20 at Liberty	Mar 26, 2004
4. 19 Auburn	Apr 21, 2007
19 Memphis	Apr 10, 2007
19 vs Oakland	Mar 2, 2007
19 vs Cal State Northridge	Feb 18, 2007
19 at North Carolina	Feb 10, 2007
9. 18 vs Tennessee Tech	Mar 3, 2007
18 vs Illinois-Chicago	Mar 2, 2007
18 vs Illinois State	Feb 10, 2006
18 at Tennessee Tech	Apr 5, 2005
18 vs Washington	Feb 13, 2005
18 vs Lipscomb	Feb 28, 2004

Most Doubles Allowed

1. 7 vs Cal State Fullerton	May 20, 1999
2. 5 vs Oklahoma	Jun 3, 2013
5 vs Stanford	Feb 25, 2010
5 Auburn	Apr 9, 2004
5 Auburn	Apr 21, 2002

Most Triples Allowed

1. 2 Kentucky	Apr 9, 2003
2 vs Oregon State	Feb 11, 2001
2 at Kentucky	May 3, 2000
2 UL-Lafayette	Apr 23, 1999
2 at SW Louisiana	Apr 23, 1998

Most Home Runs Allowed

1. 5 at Oklahoma	May 25, 2014
2. 4 Texas A&M	Mar 22, 2013
4 vs Cal	Feb 10, 2012
4 at Florida	May 8, 2009
4 at Auburn	Apr 10, 2005
4 Florida	Apr 25, 2002
4 Auburn	Apr 20, 2002
4 at Georgia	Mar 14, 2002
4 at Auburn	Apr 21, 2001

4 Alabama	Mar 25, 2001
4 vs UCLA	Feb 6, 2000

Most Batters Faced

1. 50 Florida	May 3, 2008
2. 47 at Kentucky	Mar 13, 2011
47 at Auburn	Apr 12, 2003
47 vs Southern Illinois	Feb 20, 1998
5. 46 vs Oklahoma	Jun 3, 2013

Most Wild Pitches

1. 6 vs Illinois	Feb 17, 2012
2. 4 Alabama	Mar 13, 2005
3. 3 Georgia	Mar 20, 2010
3 Florida	May 4, 2008
3 Florida	May 3, 2008
3 at Mississippi State	Apr 26, 2008
3 Western Carolina	Apr 9, 2008
3 at Auburn	Mar 30, 2008
3 at Georgia	Mar 13, 2002
3 at Long Beach State	Mar 26, 1997
3 at Samford	Apr 4, 1996

Most Balks

1. 2 at Ole Miss	Mar 14, 2007
------------------	--------------

Most Sac Flies Allowed

1. 2 Alabama	May 2, 2009
2 vs Cal Poly	Feb 21, 2009
2 Florida	May 3, 2008
2 at Alabama	Mar 9, 2008
2 Georgia	Apr 27, 2003
2 Alabama	Mar 15, 2003
2 Stanford	Feb 18, 2000
2 USF	Apr 25, 1999
2 at Arkansas	Apr 26, 1998

Most Sac Hits Allowed

1. 5 vs Auburn	May 9, 2003
2. 4 at Arkansas	Apr 3, 2004
4 Virginia	Apr 6, 2001
4 at South Carolina	Apr 3, 2001
4 at State Mary's	Feb 22, 2001
4 at Kentucky	May 3, 2000
4 vs Arkansas	May 15, 1999
4 at Florida	Mar 27, 1998
4 Florida	Mar 11, 1997
4 Nicholls State	Apr 6, 1996

Most Strikeouts Looking

1. 8 Florida	Mar 30, 2014
8 Auburn	Apr 1, 2011
8 vs Oakland	Mar 2, 2007
8 Mississippi	Mar 9, 2002
8 vs Long Island	Feb 17, 2002

Most Intentional Walks Allowed

1. 5 at Auburn	Apr 12, 2003
2. 3 at Auburn	Apr 10, 2010
3 vs Northwestern	Mar 8, 2009
3 vs LSU	May 8, 2003
3 at Auburn	Apr 22, 2001



Tennessee set the program record with six home runs in its 12-0 (5) win over Virginia Tech in the Knoxville Regional on May 17, 2014. Annie Aldrete hit two homers to tie UT's single-season HR mark of 19.



Monica Abbott made double history in Tennessee's 1-0, 10-inning win over Florida on March 10, 2007. She fired a program record 22 strikeouts and broke the NCAA DI career record with her 95th career shutout.

FIELDING

Most Chances

1.	52	at Auburn	Apr 12, 2003
2.	49	vs Michigan	Jun 5, 2005
3.	48	NC State	May 18, 2013
4.	47	vs Oklahoma	Jun 3, 2013
4.		Georgia	Apr 4, 2012

Most Putouts

1.	33	vs Oklahoma	Jun 3, 2013
1.		NC State	May 18, 2013
	33	Georgia	Apr 4, 2012
	33	Auburn	Apr 11, 2009
	33	Florida	May 3, 2008
	33	vs Michigan	Jun 5, 2005

Most Assists

1.	19	at Auburn	Apr 12, 2003
	19	vs Arkansas	May 15, 1999
2.	18	vs Northwestern	Feb 2, 2002
2.		Jacksonville State	Apr 19, 1997
3.	17	vs LSU	May 8, 2003
	17	at Florida	Mar 28, 1998
	17	vs Purdue	Mar 7, 1996
5.	16	Western Kentucky	Mar 8, 2014
	16	vs Kansas	Feb 14, 2009
	16	Arkansas	Apr 6, 2003
	16	vs Oregon State	Feb 10, 2001
	16	at USF	Feb 4, 2000

Most Errors

1.	8	vs North Carolina	Feb 17, 2001
	8	vs Oregon State	Feb 10, 2001
	8	Samford	Apr 22, 2000
3.	7	vs SW Missouri State	Mar 21, 1996
4.	6	at Pacific	Feb 25, 2001
	6	vs Northwestern	Feb 5, 2000
	6	at Arizona State	Feb 12, 1998
	6	vs Baylor	Feb 24, 1996
8.	5	Ole Miss	May 2, 2014
	5	at Arkansas	Mar 14, 2014
	5	vs Buffalo	Feb 28, 2003

5	at LSU	Apr 30, 2000
5	vs Notre Dame	Mar 4, 2000
5	at Alabama	Mar 28, 1999
5	USF	Feb 27, 1999
5	at Arizona	Feb. 26, 1999
5	vs Arkansas	May 8, 1998
5	vs Virginia Tech	Apr 15, 1998
5	vs Arizona	Feb 13, 1998
5	at Cal State-Fullerton	Mar 27, 1997

Most Double Plays

1.	3	vs Kansas	Mar 6, 1998
2.	2	at LSU	Apr 5, 2014
	2	Florida	Mar 30, 2014
	2	vs N.C. State	Feb 15, 2013
	2	at South Carolina	Apr 20, 2012
	2	at Georgia	Apr 6, 2011
	2	at Kentucky	Mar 12, 2011
	2	at Arkansas	Apr 14, 2010
	2	Kentucky	Mar 23, 2010
	2	Georgia	Mar 20, 2010
	2	Tennessee Tech	Mar 13, 2010
	2	vs Pacific	Feb 25, 2010
	2	Mississippi State	Mar 29, 2009
	2	Belmont	Mar 11, 2009
	2	Mississippi State	Mar 17, 2007
	2	USF	Feb 3, 2002
	2	vs Northwestern	Feb 2, 2002
	2	vs Florida Atlantic	Feb 4, 2001
	2	Tennessee Tech	May 6, 2000
	2	Auburn	Mar 25, 2000
	2	at USF	Feb 21, 1999
	2	vs Auburn	May 9, 1997
	2	at Samford	Apr 4, 1996

Most Passed Balls

1.	4	Stephen F. Austin	Apr 7, 2001
2.	3	at Alabama	Mar 14, 2004
	3	at Baylor	Feb 28, 2004
	3	Alabama	Mar 24, 2001
	3	Eastern Kentucky	Mar 12, 2000
	3	USF	Apr 20, 1997
	3	vs Purdue	Mar 7, 1996

Most Stolen Bases Against

1.	6	at LSU	Apr 30, 2000
2.	5	Florida	Apr 25, 2002
3.	4	at Mississippi State	Mar 24, 2012
	4	at Mississippi State	Mar 23, 2012
	4	at Virginia	May 22, 2010
	4	vs UCF	Feb 13, 2010
	4	Mississippi State	Mar 29, 2009
	4	Georgia	Apr 5, 2008
	4	at Alabama	Mar 25, 2006
	4	Auburn	Apr 9, 2004
	4	Georgia	Apr 27, 2003
	4	at Alabama	Mar 23, 2002
	4	at Georgia	Mar 14, 2002
	4	Georgia	May 5, 2001
	4	Alabama	Mar 28, 1999
	4	at Florida	Mar 28, 1998
	4	at Southwestern La.	Feb 25, 1996
	4	Baylor	Feb 25, 1996

Most Caught Stealing By

1.	3	at Arkansas	Apr 14, 2002
2.	2	Western Kentucky	Mar 8, 2014
	2	Winthrop	Mar 12, 2013
	2	at USF	Feb 16, 2013
	2	vs Georgia Tech	Feb 24, 2012
	2	vs Washington	Feb 6, 2009
	2	Liberty	Mar 26, 2007
	2	Arkansas	Mar 24, 2007
	2	Michigan	May 27, 2006
	2	at Arkansas	Apr 1, 2006
	2	at Florida	Apr 17, 2005
	2	vs California	Feb 26, 2005
	2	LSU	Mar 7, 2004
	2	Florida	Apr 26, 2002
	2	Auburn	Apr 20, 2002
	2	at Arkansas	Apr 13, 2002
	2	Mississippi State	Mar 31, 2001
	2	at Mississippi State	Mar 29, 2002
	2	at Virginia	Mar 2, 2002

INDIVIDUAL SINGLE-GAME RECORDS

HITTING

Most At Bats

1. 7	Jenny Steele	vs LeMoyn	Mar 18, 1996
2. 6	Raven Chavanne	vs Oklahoma	Jun 3, 2013
6	Raven Chavanne	at Louisville	May 23, 2010
6	Raven Chavanne	Kentucky	Mar 23, 2010
6	Lillian Hammond	Florida	May 3, 2008
6	Jen Lapicki	Florida	May 3, 2008
6	Kenora Posey	Florida	May 3, 2008
6	Erinn Webb	Florida	May 3, 2008
6	Lisa Warren	vs Southern Illinois	Feb 20, 1998
10.5	154 times, most recently		
5	Shaliyah Geathers	at Texas A&M	Apr 12, 2014

Most Runs Scored

1. 5	Lisa Wyatt	Coastal Carolina	Apr 27, 1996
2. 4	Kat Dotson	at Ole Miss	Apr 20, 2013
4	Lauren Gibson	at Ole Miss	Apr 20, 2013
4	Raven Chavanne	at Ole Miss	Apr 19, 2013
4	Raven Chavanne	vs Cleveland State	Feb 21, 2010
4	Raven Chavanne	vs Weber State	Feb 20, 2010
4	Hannah Low	Tennessee State	Mar 6, 2002
4	April Phillips	Radford	Apr 21, 2000
4	Carris Swinford	Florida	Apr 2, 1999
4	Lisa Warren	Wright State	Mar 12, 1999
4	Kenyail Norris	at Southwestern La.	Apr 23, 1998
4	Kenyail Norris	Youngstown State	Feb 28, 1998
4	Kelli Fitzgerald	Middle Tenn. State	Mar 1, 1997
4	Lisa Wyatt	Middle Tenn. State	Mar 1, 1997

Most Hits

1. 5	Kelly Grieve	Bowling Green	Feb 27, 2009
5	Kenora Posey	at Mississippi State	Apr 26, 2008
5	Adrianna Wilson	Tennessee State	Mar 6, 2002
5	Kelli Fitzgerald	Coastal Carolina	Apr 27, 1996
5	Bridget Jackson	vs LeMoyn	Mar 18, 1996
6. 4	70 times, most recently		
4	Rainey Gaffin	vs Middle Tennessee	Mar 18, 2014

Most Runs Batted In

1. 9	Lauren Gibson	at Ole Miss	Apr 20, 2013
9	Kat Dotson	at Tennessee State	Mar 15, 2011
3. 8	Carrie Swinford	vs Wingate	Apr 2, 1996
8	Bridget Jackson	vs LeMoyn	Mar 18, 1996
5. 7	Lauren Gibson	at LSU	Apr 16, 2011
7	Adrianna Wilson	Tennessee State	Mar 6, 2002
7. 6	23 times, most recently		
6	Annie Aldrete	Charleston Southern	May 16, 2014

Most Doubles

1. 3	Shelby Burchell	ETSU	Mar 3, 2012
3	Adrianna Wilson	Tennessee State	Mar 6, 2002
3	Carrie Swinford	at Southwestern La.	Apr 23, 1998
3	Bridget Jackson	Coastal Carolina	Apr 27, 1996
5. 2	86 times, most recently		
2	Rainey Gaffin	Ole Miss	May 2, 2014

Most Triples

1. 2	Kat Dotson	at USF	Feb 16, 2013
2	Lindsay Schutzler	at Ole Miss	Mar 14, 2007
2	Lindsay Schutzler	vs UMass	Mar 12, 2006
2	Blaine Teasley	at Alabama State	Mar 25, 2002
2	Tracy Reidhead	UNC Greensboro	Apr 18, 1997

Most Home Runs

1. 3	Lauren Gibson	at Ole Miss	Apr 20, 2013
2. 2	46 times, most recently		
2	Annie Aldrete	Ole Miss	May 2, 2014

Most Total Bases

1. 14	Lauren Gibson	at Ole Miss	Apr 20, 2013
-------	---------------	-------------	--------------

2. 11	Carrie Swinford	Florida	Apr 2, 1999
11	Bridget Jackson	vs LeMoyn	Mar 18, 1996
4. 10	Melissa Davin	Tennessee State	Apr 2, 2013
10	Madison Shipman	Tennessee State	Apr 2, 2013
10	Madison Shipman	Winthrop	Mar 12, 2013
10	Lauren Gibson	at LSU	Apr 16, 2011
10	Erinn Webb	at Virginia Tech	May 18, 2008
10	Tonya Callahan	vs Hofstra	Feb 16, 2008
10	Kristi Durant	at Liberty	Mar 22, 2005

Most Walks

1. 4	Madison Shipman	Charleston Southern	May 16, 2014
4	Ashley Andrews	vs UMass	Feb 26, 2012
4	Tiffany Huff	Kentucky	Mar 23, 2010
4	Tonya Callahan	LSU	Apr 19, 2008
4	Tiffany Huff	vs Florida State	Mar 1, 2008
4	Kelli Fitzgerald	Middle Tenn. State	Mar 1, 1997

Most Times Hit By Pitch

1. 2	28 times, most recently		
2	Cheyenne Tarango	at Texas A&M	Apr 13, 2014

Most Times Struck Out

1. 5	Shelby Burchell	at LSU	Apr 4, 2009
2. 4	Raven Chavanne	vs Oklahoma	Jun 3, 2013
4	Jessica Spigner	Boston College	Mar 3, 2009
4	Erinn Webb	Florida	May 3, 2008
4	Tonya Callahan	vs Arizona State	Jun 3, 2006
4	Lindsay Schutzler	vs UC Davis	Mar 3, 2006
4	Christy Anch	vs Buffalo	Feb 28, 2003

Most Times Grounded Into DP

1. 2	Monica Abbott	Arkansas	Apr 3, 2005
------	---------------	----------	-------------

Most Sacrifice Flies

1. 2	Kat Dotson	vs South Dakota	Feb 9, 2013
------	------------	-----------------	-------------

Most Sacrifice Hits

1. 3	Tracy Reidhead	at Cal State-Fullerton	Mar 27, 1997
2. 2	32 times, most recently		
2	Tory Lewis	at Alabama	Mar 21, 2012

Most Stolen Bases

1. 4	India Chiles	at Kentucky	Apr 15, 2007
2. 3	22 times, most recently		
3	Raven Chavanne	Murray State	Mar 19, 2013

Most Times Caught Stealing

1. 2	Kelly Grieve	vs Cal Poly	Feb 18, 2011
2	Sarah Fekete	vs Gardner-Webb	Feb 5, 2005
2	Lisa Wyatt	at South Carolina	Apr 6, 1997

Most Steal Attempts

1. 4	India Chiles	at Kentucky	Apr 15, 2007
2. 3	33 times, most recently		
3	Raven Chavanne	Murray State	Mar 19, 2013

Most Intentional Walks

1. 3	Tonya Callahan	LSU	Apr 20, 2008
2. 2	Lauren Gibson	Longwood	May 17, 2013
2	Madison Shipman	at Arkansas	Mar 18, 2012
2	Tonya Callahan	at Mississippi State	Apr 26, 2008
2	Tonya Callahan	LSU	Apr 19, 2008
2	Tonya Callahan	Ole Miss	Apr 16, 2008
2	Tonya Callahan	at Arkansas	Mar 22, 2008
2	Shannon Doepping	vs Florida Gulf Coast	Feb 16, 2008
2	Tonya Callahan	at Winthrop	May 20, 2007

Most Times Struck Out Looking

1. 3	Kat Dotson	at LSU	Apr 15, 2011
3	Shelby Burchell	at LSU	Apr 4, 2009
3. 2	63 times, most recently		
2	Lexi Overstreet	Lipscomb	May 18, 2014

GENERAL

2015 PREVIEW

STAFF

PLAYERS

OPPONENTS

2014 REVIEW

HISTORY & RECORDS



■ PITCHING

Most Innings Pitched

1. 11.0 Ellen Renfroe	vs Oklahoma	Jun 3, 2013
11.0 Ellen Renfroe	NC State	May 18, 2013
11.0 Ellen Renfroe	Georgia	Apr 4, 2012
11.0 Megan Rhodes	Florida	May 3, 2008
11.0 Monica Abbott	vs Michigan	Jun 5, 2005
6. 10.2 Ivy Renfroe	at Alabama	Mar 21, 2012
10.2 Stacey Jennings	at Auburn	Apr 12, 2003
8. 10.0 Ellen Renfroe	Auburn	Apr 1, 2011
10.0 Monica Abbott	vs Arizona	Jun 5, 2007
10.0 Monica Abbott	at Florida	Mar 10, 2007
10.0 Monica Abbott	Florida	Apr 18, 2004

Most Hits Allowed

1. 16 Buffy Walker	at USF	Mar 25, 1998
2. 15 Stephanie Humphrey	Georgia	May 5, 2001
3. 13 Stacey Jennings	Auburn	Apr 9, 2004
13 Stephanie Humphrey	Florida	Apr 25, 2002
13 Leslie Poole	vs UCLA	Feb 19, 2000
13 Sarah Ayers	Southern Miss.	Apr 24, 1999
13 Sarah Ayers	UL-Lafayette	Apr 23, 1999
13 Sarah Ayers	vs Hawaii	Feb 26, 1999
9. 12 Ivy Renfroe	vs Arizona	Jun 6, 2010
12 Monica Abbott	at Alabama	Mar 25, 2006
12 Stephanie Humphrey	South Carolina	Apr 2, 2002
12 Leigh Ann Ellis	vs Iowa	Feb 24, 2002
12 Stephanie Humphrey	Mississippi State	Mar 31, 2001
12 Jackie Beavers	at Arizona	Mar 2, 1996
12 Buffy Walker	at Arizona	Mar 1, 1996

Most Runs Allowed

1. 13 Leigh Ann Ellis	vs Iowa	Feb 24, 2002
13 Jackie Beavers	vs SW Missouri State	Mar 21, 1996
3. 11 Nicole Murray	Auburn	Mar 25, 2000
4. 10 Megan Rhodes	at Alabama	Mar 9, 2008
10 Stephanie Humphrey	Florida	Apr 26, 2002
10 Buffy Walker	at LSU	Apr 24, 1998
7. 9 Ivy Renfroe	vs Cal	Feb 10, 2012
9 Cat Hosfield	vs Northwestern	Mar 8, 2009
9 Stacey Jennings	California	Feb 1, 2003
9 Stephanie Humphrey	Georgia	May 5, 2001

Most Earned Runs Allowed

1. 10 Megan Rhodes	at Alabama	Mar 9, 2008
10 Leigh Ann Ellis	vs Iowa	Feb 24, 2002
10 Leslie Poole	vs UCLA	Feb 19, 2000
10 Buffy Walker	at Arizona	Mar 1, 1996
5. 8 Ellen Renfroe	vs Middle Tennessee	Mar 18, 2014
8 Ivy Renfroe	vs Cal	Feb 10, 2012
8 Monica Abbott	vs Mississippi State	May 13, 2004
8 Stephanie Humphrey	Mississippi State	Mar 31, 2001
8 Nicole Borg	vs Arizona	Feb 2, 2001
8 Sarah Ayres	at Southwestern La.	Apr 23, 1998
8 Buffy Walker	at USF	Mar 25, 1998
8 Sarah Ayres	at Cal State-Fullerton	Mar 27, 1997

Most Walks Allowed

1. 11 Nicole Murray	at USF	Feb 4, 2000
2. 10 Megan Rhodes	Florida	May 3, 2008
3. 8 Ellen Renfroe	Florida	Mar 30, 2014
8 Ellen Renfroe	South Carolina	Mar 23, 2014
8 Megan Rhodes	vs Florida	May 9, 2008
8 Nicole Murray	vs Florida Atlantic	Feb 4, 2001

Most Strikeouts

1. 22 Monica Abbott	at Florida	Mar 10, 2007
2. 20 Ellen Renfroe	Auburn	Apr 1, 2011
20 Monica Abbott	at Liberty	Mar 26, 2004
4. 19 Monica Abbott	Auburn	Apr 21, 2007

19 Megan Rhodes	vs Oakland	Mar 2, 2007
19 Monica Abbott	vs Cal St. Northridge	Feb 18, 2007
19 Monica Abbott	at North Carolina	Feb 10, 2007
8. 18 Monica Abbott	vs Tennessee Tech	Mar 3, 2007
18 Monica Abbott	vs Illinois-Chicago	Mar 2, 2007
18 Monica Abbott	vs Illinois State	Feb 10, 2006
18 Monica Abbott	at Tennessee Tech	Apr 5, 2005
18 Monica Abbott	vs Washington	Feb 13, 2005
18 Monica Abbott	vs Lipscomb	Feb 28, 2004

Most Doubles Allowed

1. 5 Ellen Renfroe	vs Oklahoma	Jun 3, 2013
5 Stacey Jennings	Auburn	Apr 9, 2004
5 Sarah Ayers	vs Cal State Fullerton	May 20, 1999
4. 4 7 times, most recently		
4 Ellen Renfroe	Auburn	Apr 1, 2011

Most Triples Allowed

1. 2 Stephanie Humphrey	vs Oregon State	Feb 11, 2001
2 Leslie Poole	at Kentucky	May 3, 2000
2 Sarah Ayers	UL-Lafayette	Apr 23, 1999
2 Sarah Ayers	at Southwestern La.	Apr 23, 1998
2 Sarah Ayers	vs Indiana	Mar 7, 1998

Most Home Runs Allowed

1. 4 Monica Abbott	at Auburn	Apr 10, 2005
4 Nicole Borg	at Auburn	Apr 21, 2001
4 Stephanie Humphrey	vs UCLA	Feb 6, 2000
4. 3 21 times, most recently		
3 Ellen Renfroe	at Oklahoma	May 25, 2014

Most Batters Faced

1. 50 Megan Rhodes	Florida	May 3, 2008
2. 47 Stacey Jennings	at Auburn	Apr 12, 2003
3. 46 Ellen Renfroe	vs Oklahoma	Jun 3, 2013
4. 44 Ellen Renfroe	NC State	May 18, 2013
44 Sarah Ayers	vs Southern Illinois	Feb 20, 1998

Most Wild Pitches

1. 4 Ellen Renfroe	vs Illinois	Feb 17, 2012
2. 3 Ashton Ward	at Mississippi State	Apr 26, 2008
3 Ashton Ward	Western Carolina	Apr 9, 2008
3 Cat Hosfield	Georgia	Mar 20, 2010
3 Jennifer Ortiz	at Samford	Apr 4, 1996

Most Balks

1. 2 Monica Abbott	at Ole Miss	Mar 14, 2007
--------------------	-------------	--------------

Most Sac Flies Allowed

1. 2 Cat Hosfield	vs Cal Poly	Feb 21, 2009
2 Megan Rhodes	Florida	May 3, 2008
2 Megan Rhodes	at Alabama	Mar 9, 2008

Most Sac Hits Allowed

1. 4 Stacey Jennings	at Arkansas	Apr 3, 2004
4 Leigh Ann Ellis	at St. Mary's	Feb 22, 2001
4 Stephanie Humphrey	Virginia	Apr 6, 2001
4 Stephanie Humphrey	at South Carolina	Apr 3, 2001

Most Strikeouts Looking

1. 8 Ellen Renfroe	Florida	Mar 30, 2014
8 Ellen Renfroe	Auburn	Apr 1, 2011
8 Megan Rhodes	vs Oakland	Mar 2, 2007
8 Stephanie Humphrey	Mississippi	Mar 9, 2002
5. 7 Ivy Renfroe	Appalachian State	Apr 13, 2011
7 Monica Abbott	vs Oregon	Feb 17, 2006
7 Stephanie Humphrey	vs Long Island	Feb 17, 2002

Most Intentional Walks Allowed

1. 5 Stacey Jennings	at Auburn	Apr 12, 2003
2. 3 Stacey Jennings	vs LSU	May 8, 2003
3. 2 17 times, most recently		
2 Ellen Renfroe	vs Oklahoma	Jun 3, 2013

■ FIELDING

Most Chances

1. 24	Shannon Doepping	at Florida	Mar 10, 2007
2. 20	Ashley Andrews	Auburn	Apr 1, 2011
20	Shannon Doepping	Auburn	Apr 21, 2007
20	Tiffany Huff	vs Cal State Northridge	Feb 18, 2007
20	Brittany Bessho	at Liberty	Mar 26, 2004

Most Putouts

1. 23	Shannon Doepping	at Florida	Mar 10, 2007
2. 20	Ashley Andrews	Auburn	Apr 1, 2011
20	Brittany Bessho	at Liberty	Mar 26, 2004
4. 19	Tiffany Huff	vs Oakland	Mar 2, 2007
19	Tiffany Huff	vs Cal State Northridge	Feb 18, 2007

Most Assists

1. 9	Madison Shipman	South Carolina	Mar 23, 2014
2. 8	Ashley Andrews	Boston College	Mar 3, 2009
8	Kelli Fitzgerald	vs Arkansas	May 8, 1998
8	Bridget Jackson	at Cal State-Northridge	Mar 29, 1997
8	Tracy Fuentes Reidhead	Austin Peay	Mar 24, 1996
8	Tracy Fuentes Reidhead	vs Baylor	Feb 25, 1996
7. 7	Raven Chavanne	Alabama	May 24, 2013
7	Raven Chavanne	NC State	May 18, 2013
7	Ashley Andrews	Georgia	Mar 20, 2010
7	Nicole Kajitani	ETSU	Apr 14, 2009
7	Tonya Callahan	at Mississippi State	Apr 26, 2008
7	Kristi Durant	at South Carolina	Apr 1, 2003

Most Errors

1. 4	Annie Fletcher	Samford	Apr 22, 2000
4	Kelli Glass	at Alabama	Mar 28, 1999
4	Lisa Warren	vs Virginia Tech	Apr 15, 1998
3. 3	Alley Perkins	Mississippi State	Apr 20, 2014
3	Andie Sherman	at Pacific	Feb 25, 2001
3	Maria Torres	vs North Carolina	Feb 17, 2001
3	Maria Torres	vs Oregon State	Feb 10, 2001
3	Lisa Wyatt	Winthrop	Apr 13, 1996
8. 2	45 times, most recently		
2	Megan Geer	at Oklahoma	May 23, 2014

Most Passed Balls

1. 4	Adrianna Wilson	Stephen F. Austin	Apr 7, 2001
2. 3	Brittany Bessho	at Baylor	Feb 28, 2004
3	Brittany Bessho	at Alabama	Mar 14, 2004
3	Maura Mollet	Alabama	Mar 24, 2001
3	Carrie Swinford	USF	Apr 20, 1997
3	Candice Fode	vs Purdue	Mar 7, 1996
7. 2	9 times, most recently		
2	Hannah Akamine	Texas A&M	Mar 23, 2013

Most Stolen Bases Against

1. 5	Adrianna Wilson	Florida	Apr 25, 2002
5	Stephanie Humphrey	Florida	Apr 25, 2002
3. 4	16 times, most recently		
4	Ashley Andrews	at Mississippi State	Mar 24, 2012

Most Caught Stealing By

1. 3	Adrianna Wilson	at Arkansas	Apr 14, 2002
2. 2	34 times, most recently		
2	Hannah Akamine	Western Kentucky	Mar 8, 2014



Lauren Gibson had a performance for the ages in UT's 15-5 (6) rout of Ole Miss in Oxford. The senior second baseman went 4-for-5 with three homers, one RBI double and nine RBIs. Her three blasts set a new Tennessee single-game records and her nine RBIs matched Kat Dotson's record from two years earlier.



Madison Shipman put on a defensive clinic in Tennessee's 6-5 win over South Carolina, setting a school record with nine assists at shortstop. She also scored a pair of runs in the UT victory.

GENERAL

2015 PREVIEW

STAFF

PLAYERS

OPPONENTS

2014 REVIEW

HISTORY & RECORDS



■ HITTING

Games Played

1.	82	Tonya Callahan	2005
	82	Lindsay Schutzler	2005
	82	Kristi Durant	2005
4.	80	Stacey Jennings	2005
5.	77	Katherine Card	2006
6.	76	India Chiles	2006
7.	73	Lindsay Schutzler	2006
8.	72	Katherine Card	2006
	72	Sarah Fekete	2006
10.	71	Tonya Callahan	2007
	71	Liane Horiuchi	2007
	71	Lindsay Schutzler	2007
	71	Liane Horiuchi	2006
	71	Shannon Doepking	2005
	71	Kristi Durant	2004
	71	Amber Rhinehart	2004
	71	Kenyail Norris	1999
	71	Carrie Swinford	1999
	71	Amanda Venable	1999
	71	Lisa Warren	1999

Batting Average (min. 100 AB)

1.	.500	Sarah Fekete	2006
2.	.465	Tonya Callahan	2008
3.	.459	India Chiles	2007
4.	.455	Raven Chavanne	2011
	.455	Raven Chavanne	2010
6.	.437	India Chiles	2006
7.	.435	Raven Chavanne	2013
8.	.427	Bridget Jackson	1996
9.	.424	Kristi Durant	2003
10.	.422	Raven Chavanne	2012

At Bats

1.	270	Lindsay Schutzler	2005
2.	243	Lisa Warren	1999
3.	242	Tracy Reidhead	1996
4.	241	Lisa Warren	1998
5.	238	Kristi Durant	2005
6.	230	Lindsay Schutzler	2006
7.	227	Lindsay Schutzler	2007
8.	220	Sarah Fekete	2006
	220	Bridget Jackson	1996
	220	Lisa Wyatt	1996

Runs

1.	74	Bridget Jackson	1996
2.	72	Lindsay Schutzler	2006
	72	Lindsay Schutzler	2005
4.	66	Raven Chavanne	2011
	66	Lisa Warren	1999
6.	65	Tracy Reidhead	1996
7.	64	Raven Chavanne	2010
	64	Lisa Wyatt	1996
9.	61	Sarah Fekete	2006
10.	59	Kelly Grieve	2010
	59	Kelli Fitzgerald	1996
	59	Carrie Swinford	1996

Hits

1.	110	Sarah Fekete	2006
2.	107	Lindsay Schutzler	2005
3.	98	Lisa Warren	1999
4.	95	Raven Chavanne	2010
5.	94	Lindsay Schutzler	2006
	94	Bridget Jackson	1996



Sarah Fekete's 2006 season was one for the ages. Fekete led all NCAA Division I players with a .500 batting average, going 110-for-220. Fekete earned first-team All-America selection for the second consecutive year.

7.	92	Kristi Durant	2005
8.	91	Raven Chavanne	2013
9.	90	Raven Chavanne	2011
10.	89	India Chiles	2007
	89	Lindsay Schutzler	2007

Doubles

1.	24	Bridget Jackson	1996
2.	23	Kelli Fitzgerald	1998
3.	22	Kelli Fitzgerald	1996
4.	20	Madison Shipman	2013
	20	Kelli Fitzgerald	1999
6.	19	Amber Rhinehart	2003
	19	Tracy Reidhead	1997
	19	Tracy Reidhead	1996
9.	18	Tiffany Huff	2008
	18	Janette Koshell	2000
	18	Amanda Venable	1999
	18	Lisa Warren	1999
	18	Lisa Wyatt	1996

Triples

1.	8	Lindsay Schutzler	2006
2.	6	Erinn Webb	2008
	6	Lindsay Schutzler	2005
4.	5	Kat Dotson	2013
	5	Raven Chavanne	2010
	5	Erinn Webb	2009
	5	Lindsay Schutzler	2007
	5	Kenyail Norris	1998
9.	4	Kat Dotson	2011
	4	Kelly Grieve	2011
	4	Kelly Grieve	2009
	4	Amber Rhinehart	2002
	4	Carrie Swinford	1997
	4	Kelli Fitzgerald	1996
	4	Bridget Jackson	1996
	4	Tracy Reidhead	1996

Home Runs

1.	19	Annie Aldrete	2014
	19	Lauren Gibson	2013
3.	18	Madison Shipman	2014
4.	16	Jessica Spigner	2011
	16	Tonya Callahan	2008
6	15	Shelby Burchell	2011
	15	Bridget Jackson	1996
8.	14	Melissa Davin	2014
	14	Jessica Spigner	2009
10.	13	Lauren Gibson	2012
	13	Tonya Callahan	2006
	13	Carrie Swinford	1996

Grand Slams (2001-Present)

1.	2	Madison Shipman	2011
	2	Jessica Spigner	2011
	2	Erinn Webb	2010
	2	Stacey Jennings	2005
	2	Blaine Teasley	2002

Multi-Run Home Runs (2001-Present)

1.	14	Annie Aldrete	2014
2.	11	Lauren Gibson	2013
	11	Tonya Callahan	2006
4.	10	Madison Shipman	2014
	10	Jessica Spigner	2011
6.	9	Tonya Callahan	2008
7.	8	Madison Shipman	2013
	8	Shelby Burchell	2011
9.	7	Raven Chavanne	2013
	7	Angela Brewer	2004
	7	Amber Rhinehart	2004
	7	Blaine Teasley	2002

SINGLE-SEASON RECORDS

Runs Batted In

1.	77	Kristi Durant	2005
	77	Bridget Jackson	1996
3.	73	Tonya Callahan	2006
4.	69	Carrie Swinford	1999
5.	68	Lauren Gibson	2013
6.	67	Tiffany Huff	2009
7.	65	Annie Aldrete	2014
8.	64	Kat Dotson	2011
9.	63	Madison Shipman	2013
	63	Madison Shipman	2012
	63	Lauren Gibson	2011
	63	Lisa Wyatt	1996

Stolen Bases

1.	44	Kenora Posey	2008
	44	India Chiles	2007
3.	41	Raven Chavanne	2013
4.	39	Kelly Grieve	2009
	39	Lindsay Schutzler	2007
6.	37	Raven Chavanne	2010
7.	36	Lindsay Schutzler	2005
8.	33	Ravne Chavanne	2011
9.	32	Raven Chavanne	2012
10.	30	Sarah Fekete	2005

Stolen Bases Attempted

1.	50	Kenora Posey	2008
2.	47	Lindsay Schutzler	2007
3.	46	India Chiles	2007
4.	43	Raven Chavanne	2010
5.	42	Raven Chavanne	2013
	42	Kelly Grieve	2009
7.	41	Lindsay Schutzler	2005
8.	37	Sarah Fekete	2005
9.	36	Raven Chavanne	2011
10.	35	Raven Chavanne	2012

Walks

1.	62	Tonya Callahan	2008
2.	46	Madison Shipman	2014
	46	Tiffany Huff	2010
4.	45	Lauren Gibson	2013
	45	Lauren Gibson	2012
6.	44	Tiffany Huff	2008
7.	43	Tiffany Huff	2009
	43	Shannon Doepping	2008
9.	39	Tonya Callahan	2007
10.	37	Megan Geer	2014
	37	Tonya Callahan	2006

Strikeouts

1.	62	Blaine Teasley	2002
2.	46	Lindsay Schutzler	2005
3.	45	Cheyenne Tarango	2013
	45	Stacey Jennings	2003
5.	44	Stacey Jennings	2005
6.	43	Lauren Gibson	2010
	43	Erinn Webb	2010
	43	Katherine Card	2006
9.	42	Jennifer Griffin	2006
10.	41	Liane Horiuchi	2006

Hit By Pitch

1.	18	Liane Horiuchi	2006
2.	15	Hannah Akamine	2013
3.	14	Cheyenne Tarango	2014
4.	13	Cheyenne Tarango	2013
	13	Kat Dotson	2012
6.	10	Lauren Gibson	2013
	10	Shelby Burchell	2012
	10	Tonya Callahan	2008
9.	9	Taylor Koenig	2014
	9	Lauren Gibson	2011
	9	Kat Dotson	2010
	9	Amber Rhinehart	2004

9	Jodi Ramirez	1998
9	Heather Moore	1996

Sacrifice Flies

1.	9	Katherine Card	2006
2.	6	Madison Shipman	2012
	6	Tonya Callahan	2007
	6	Bridget Jackson	1996
5.	5	Cheyenne Tarango	2013
	5	Kat Dotson	2010
	5	Jessica Spigner	2010
	5	Shannon Doepping	2006
	5	Bridget Jackson	1997
10.	4	Melissa Davin	2014
	4	Madison Shipman	2013
	4	Kat Dotson	2013
	4	Jessica Spigner	2011
	4	Tonya Callahan	2006
	4	Jennifer Griffin	2006
	4	Kristi Durant	2006
	4	Tonya Callahan	2005
	4	Carrie Swinford	1999
	4	Carrie Swinford	1996
	4	Kelli Fitzgerald	1999
	4	Tracy Reidhead	1997

Sacrifice Hits

1.	20	Sarah Fekete	2005
2.	17	Sarah Fekete	2004
3.	15	Maura Mollet	1998
4.	13	Sarah Fekete	2006
	13	Maura Mollet	2000
	13	Jenny Steele	1998

Total Bases

1.	171	Bridget Jackson	1996
2.	155	Lindsay Schutzler	2005
3.	146	Lauren Gibson	2013
4.	140	Madison Shipman	2014
5.	135	Annie Aldrete	2014
6.	134	Tonya Callahan	2008
7.	131	Tracy Reidhead	1996
8.	130	Madison Shipman	2013
	130	Kristi Durant	2005
10.	128	Lisa Warren	1999
	128	Tracy Reidhead	1997

Slugging Percentage

1.	.854	Tonya Callahan	2008
2.	.833	Madison Shipman	2014
3.	.813	Annie Aldrete	2014
4.	.802	Lauren Gibson	2013
5.	.777	Bridget Jackson	1996
6.	.714	Jessica Spigner	2011
7.	.667	Lauren Gibson	2011
8.	.654	Kat Dotson	2011
9.	.651	Tonya Callahan	2007
10.	.646	Tiffany Huff	2009

On-Base Percentage

1.	.630	Tonya Callahan	2008
2.	.553	Sarah Fekete	2006
3.	.548	Madison Shipman	2014
4.	.538	Lauren Gibson	2013
5.	.526	Raven Chavanne	2011
6.	.522	Tiffany Huff	2009
7.	.521	Lauren Gibson	2011
8.	.511	Raven Chavanne	2010
9.	.508	Raven Chavanne	2013
10.	.502	India Chiles	2007



Tonya Callahan's 2008 senior campaign stands as arguably the greatest seasons by a single player. She broke UT's 12-year-old home-run record at the time with 16 blasts. Her .465 batting average is second-best in program history and she set school records with a .630 on-base percentage and 62 walks.

■ PITCHING

Games Played

1.	0.52 Monica Abbott	2005
2.	0.68 Monica Abbott	2007
3.	0.71 Buffy Walker	1997
4.	0.95 Monica Abbott	2006
5.	1.03 Monica Abbott	2004
6.	1.24 Ellen Renfroe	2012
7.	1.33 Jackie Beavers	1996
8.	1.40 Megan Rhodes	2006
9.	1.49 Jackie Beavers	1997
10.	1.50 Ellen Renfroe	2011
	1.50 Megan Rhodes	2007

Appearances

1.	69 Monica Abbott	2005
2.	63 Monica Abbott	2007
3.	62 Monica Abbott	2006
4.	59 Monica Abbott	2004
5.	56 Ivy Renfroe	2010
6.	54 Cat Hosfield	2009
	54 Stacey Jennings	2003
8.	52 Stephanie Humphrey	2003
9.	51 Ashton Ward	2008
	51 Stephanie Humphrey	2002

Games Started

1.	56 Monica Abbott	2005
2.	52 Monica Abbott	2007
3.	51 Monica Abbott	2006
4.	47 Monica Abbott	2004
5.	43 Cat Hosfield	2009
6.	42 Stephanie Humphrey	2002
7.	39 Ivy Renfroe	2010
8.	37 Ellen Renfroe	2014
	37 Sarah Ayres	1998
10.	36 Ellen Renfroe	2012
	36 Jackie Beavers	1999

Wins

1.	50 Monica Abbott	2007
	50 Monica Abbott	2005
3.	45 Monica Abbott	2004
4.	44 Monica Abbott	2006
5.	31 Ivy Renfroe	2010
6.	30 Ellen Renfroe	2014
7.	28 Cat Hosfield	2009
8.	27 Ellen Renfroe	2012
	27 Ashton Ward	2008
10.	26 Ellen Renfroe	2011

Fewest Losses (Min. 10 Decisions)

1.	2 Megan Rhodes	2006
2.	3 Rainey Gaffin	2014
	3 Danielle Pieroni	2009
	3 Megan Rhodes	2007
	3 Leigh Ann Ellis	2002
	3 Sarah Ayres	1997
	3 Buffy Walker	1996
8.	4 Ivy Renfroe	2011
	4 Jennifer Ortiz	1996
10.	5 Ellen Renfroe	2013
	5 Ivy Renfroe	2013
	5 Ellen Renfroe	2012
	5 Ashton Ward	2008
	5 Monica Abbott	2007
	5 Christy Anch	2003
	5 Stephanie Humphrey	2003



Monica Abbott holds the single-season top two spots in ERA, appearances, starts, wins, complete games, shutouts, innings pitched and strikeouts.

Complete Games

1.	47 Monica Abbott	2005
2.	45 Monica Abbott	2007
3.	44 Monica Abbott	2004
4.	42 Monica Abbott	2006
5.	31 Sarah Ayres	1998
6.	30 Ellen Renfroe	2014
7.	29 Jackie Beavers	1996
8.	26 Jackie Beavers	1999
9.	25 Jackie Beavers	2000
10.	24 Buffy Walker	1997

Solo Shutouts

1.	34 Monica Abbott	2005
2.	29 Monica Abbott	2007
3.	25 Monica Abbott	2006
4.	24 Monica Abbott	2004
5.	15 Ellen Renfroe	2012
6.	12 Ellen Renfroe	2014
7.	9 Ivy Renfroe	2012
	9 Buffy Walker	1997
	9 Jackie Beavers	1996
10.	8 Megan Rhodes	2005
	8 Stacey Jennings	2003
	8 Stephanie Humphrey	2002
	8 Jackie Beavers	1999

Innings Pitched

1.	392.0 Monica Abbott	2005
2.	358.1 Monica Abbott	2007
3.	352.0 Monica Abbott	2004
4.	345.2 Monica Abbott	2006
5.	260.1 Sarah Ayres	1998
6.	257.1 Cat Hosfield	2009
7.	249.1 Stephanie Humphrey	2002
8.	239.1 Ellen Renfroe	2014
9.	232.1 Ivy Renfroe	2010
10.	231.0 Ellen Renfroe	2012

Strikeouts

1.	724 Monica Abbott	2007
2.	603 Monica Abbott	2005
3.	582 Monica Abbott	2004
4.	531 Monica Abbott	2006
5.	326 Stephanie Humphrey	2002
6.	280 Ellen Renfroe	2012
7.	259 Ellen Renfroe	2011
8.	245 Ellen Renfroe	2014
9.	235 Ivy Renfroe	2010
10.	233 Megan Rhodes	2008

Fewest Hits Allowed (Min. 100 IP)

1.	61 Megan Rhodes	2007
2.	69 Megan Rhodes	2006
3.	73 Megan Rhodes	2005
4.	92 Jackie Beavers	1997
	98 Buffy Walker	1996
6.	98 Sarah Ayres	1997
7.	109 Leigh Ann Ellis	2001
8.	111 Ivy Renfroe	2013
	111 Stacey Jennings	2004
10.	119 Ivy Renfroe	2011

Fewest Walks Allowed (Min. 100 IP)

1.	17 Leslie Poole	2000
	17 Sarah Ayers	1997
3.	24 Buffy Walker	1996
4.	25 Megan Rhodes	2006
5.	27 Nicole Borg	2001
6.	28 Jackie Beavers	1997
6.	28 Jackie Beavers	1997
7.	30 Megan Rhodes	2006
	30 Stephanie Humphrey	2001
9.	31 Sarah Ayers	1998
10.	36 Megan Rhodes	2005

Wild Pitches

1.	17 Leigh Ann Ellis	2001
2.	16 Ellen Renfroe	2012
3.	15 Cat Hosfield	2009
	15 Ashton Ward	2008
5.	14 Stephanie Humphrey	2002
	14 Jennifer Ortiz	1996
7.	13 Ivy Renfroe	2013
	13 Cat Hosfield	2010
	13 Jackie Beavers	2000
10.	12 Ellen Renfroe	2011

Hit Batters

1.	39 Monica Abbott	2004
2.	34 Monica Abbott	2005
3.	27 Ivy Renfroe	2010
4.	24 Megan Rhodes	2008
	24 Monica Abbott	2006
6.	23 Ivy Renfroe	2012
7.	18 Cat Hosfield	2010
	18 Cat Hosfield	2009
9.	16 Ellen Renfroe	2014
10.	15 Ivy Renfroe	2011
	15 Monica Abbott	2007

■ FIELDING

Putouts

1.	722 Shannon Doepling	2007
2.	609 Shannon Doepling	2005
3.	567 Shannon Doepling	2006
4.	510 Kelli Glass	1998
5.	440 Nadia Cameron	1999
6.	413 Tiffany Huff	2010
7.	408 Ashley Andrews	2011
8.	390 Hannah Akamine	2013
9.	386 Ashley Andrews	2012
10.	379 Lisa Wyatt	1996

Assists

1.	154 Tonya Callahan	2008
2.	151 Kelli Fitzgerald	1997
3.	148 Jessica Spigner	2009
4.	147 Tracy Reidhead	1997
5.	143 Raven Chavanne	2013
	143 Ashley Andrews	2009
7.	138 Lisa Warren	1998
8.	135 Raven Chavanne	2012
10.	135 Kelli Fitzgerald	1998
10.	126 Ellisha Humphrey	2003
	126 Amanda Venable	1999

Errors

1.	37 Lisa Warren	1998
2.	33 Kelli Glass	1999
3.	28 Bridget Jackson	1996
4.	27 Ellisha Humphrey	2003
	27 Tracy Reidhead	1997

Double Plays

1.	20 Kelli Glass	1998
2.	15 Lisa Wyatt	1996
3.	14 Cheyanne Tarango	2014
	14 Erinn Webb	2010
	14 Lisa Warren	1998
6.	13 Tracy Reidhead	1997
7.	12 Melissa Brown	2012
8.	11 Kelly Fitzgerald	1998
9.	10 Madison Shipman	2014
	10 Madison Shipman	2012

Baserunners Caught Stealing (Catchers)

1.	24 Adrianna Wilson	2002
2.	16 Shannon Doepling	2005
3.	13 Hannah Akamine	2013
4.	11 Ashley Andrews	2012
	11 Ashley Andrews	2011
	11 Shannon Doepling	2006



Shannon Doepling's 722 putouts in 2007 rank third in NCAA Division I softball history. Her 609 putouts in 2005 rank ninth and her 567 in 2006 rank 19th. Doepling is the only catcher in NCAA Division I history to have three of the top 20 single-season putout marks.

Adrianna Wilson threw out 24 baserunners in 2002. No other Tennessee catcher has reached the 20 caught-stealing mark. Wilson was named to the NFCA First-Team All-South Region Team in 2002



GENERAL

2015 PREVIEW

STAFF

PLAYERS

OPPONENTS

2014 REVIEW

HISTORY & RECORDS

Lady
Volunteers

HITTING

Games Played

1.	296	Lindsay Schutzler	2004-07
2.	289	Tonya Callahan	2005-08
3.	286	Katherine Card	2003-06
4.	280	Sarah Fekete	2003-06
5.	275	Kristi Durant	2003-06
6.	272	Kelli Fitzgerald	1997-99
7.	269	Carrie Swinford	1996-99
8.	266	Shannon Dopeking	2005-08
9.	260	Kenyail Norris	1996-99
10.	256	India Chiles	2004-07

Batting Average (Min. 400 AB)

1.	.442	Raven Chavanne	2010-13
2.	.417	India Chiles	2004-07
3.	.398	Sarah Fekete	2003-06
4.	.388	Kristi Durant	2003-06
5.	.383	Lindsay Schutzler	2004-07
	.383	Bridget Jackson	1996-97
7.	.374	Lisa Warren	1998-99
	.374	Lisa Wyatt	1996-97
9.	.373	Tonya Callahan	2005-08
10.	.370	Kelly Grieve	2008-11

At Bats

1.	946	Lindsay Schutzler	2004-07
2.	816	Carrie Swinford	1996-99
3.	812	Kristi Durant	2003-06
4.	805	Kelli Fitzgerald	1996-99
5.	803	Raven Chavanne	2010-13
6.	763	Katherine Card	2003-06
7.	762	Tonya Callahan	2005-08
8.	744	Sarah Fekete	2003-06
9.	734	Kenyail Norris	1996-99
10.	727	Madison Shipman	2011-14

Runs

1.	244	Raven Chavanne	2010-13
2.	241	Lindsay Schutzler	2004-07
3.	192	Kelli Fitzgerald	1996-99
4.	189	Sarah Fekete	2003-06
5.	188	Lauren Gibson	2010-13
6.	186	Carrie Swinford	1996-99
7.	185	Kat Dotson	2010-13
8.	183	Kelly Grieve	2008-11
9.	179	Kenyail Norris	1996-99
10.	177	Madison Shipman	2011-14

Hits

1.	362	Lindsay Schutzler	2004-07
2.	355	Raven Chavanne	2010-13
3.	315	Kristi Durant	2003-06
4.	296	Sarah Fekete	2003-06
5.	284	Tonya Callahan	2005-08
6.	281	Kelli Fitzgerald	1996-99
7.	276	Carrie Swinford	1996-99
8.	265	Kelly Grieve	2008-11
9.	263	Kat Dotson	2010-13
10.	253	Madison Shipman	2011-14

Doubles

1.	76	Kelli Fitzgerald	1996-99
2.	64	Carrie Swinford	1996-99
3.	55	Madison Shipman	2011-14
4.	50	Tiffany Huff	2007-10
5.	49	Tonya Callahan	2005-08



RAVEN CHAVANNE (2010-13)

TENNESSEE CAREER RECORDS:

.442 BA, 244 Rs, 143 SBs, 156 SBAs, .508 OB%

49	Kristi Durant	2003-06
7. 46	Katherine Card	2003-06
8. 44	Kenyail Norris	1996-99
9. 42	Lauren Gibson	2010-13
42	Amber Rhinehart	2001-04

Triples

1.	20	Lindsay Schutzler	2004-07
2.	13	Kat Dotson	2010-13
3.	12	Kelly Grieve	2008-11
	12	Erinn Webb	2007-10
5.	11	Raven Chavanne	2010-13
6.	10	Kenyail Norris	1996-99
7.	9	Kelli Fitzgerald	1996-99
8.	8	Carrie Swinford	1996-99
9.	7	Ashley Andrews	2009-12
	7	Bridget Jackson	1996-97
	7	Tracy Reidhead	1996-97

Home Runs

1.	51	Tonya Callahan	2005-08
2.	46	Lauren Gibson	2010-13
3.	44	Madison Shipman	2011-14
4.	38	Jessica Spigner	2009-11
5.	30	Melissa Davin	2011-14
	30	Adrianna Wilson	1999-2002
7.	28	Carrie Swinford	1996-99
8.	27	Shelby Burchell	2009-12
9.	25	Erinn Webb	2007-10
10.	24	Tiffany Huff	2007-10

Grand Slams (2001-Present)

1.	4	Madison Shipman	2011-14
2.	3	Jessica Spigner	2009-11
3.	2	Raven Chavanne	2010-13
	2	Kat Dotson	2010-13
	2	Lauren Gibson	2010-13
	2	Shelby Burchell	2009-12
	2	Tiffany Huff	2007-10
	2	Erinn Webb	2007-10
	2	Tonya Callahan	2005-08
	2	Stacey Jennings	2003-05

Multi-Run Home Runs (2001-Present)

1.	29	Tonya Callahan	2005-08
2.	26	Lauren Gibson	2010-13
3.	24	Madison Shipman	2011-14
4.	17	Melissa Davin	2011-14
	17	Tiffany Huff	2007-10
6.	14	Annie Aldrete	2014-Pres.
	14	Shelby Burchell	2009-12
	14	Amber Rhinehart	2001-04
9.	13	Angela Brewer	2003-04
10.	12	Raven Chavanne	2010-13
	12	Erinn Webb	2007-10

Runs Batted In

1.	241	Tonya Callahan	2005-08
2.	220	Tiffany Huff	2007-10
3.	216	Lauren Gibson	2010-13
4.	207	Madison Shipman	2011-14
5.	203	Kristi Durant	2003-06
6.	197	Carrie Swinford	1996-99
7.	165	Kat Dotson	2010-13
8.	163	Kenyail Norris	1996-99
9.	159	Jessica Spigner	2009-11
10.	157	Kelli Fitzgerald	1996-99

Stolen Bases

1.	143	Raven Chavanne	2010-13
2.	120	Lindsay Schutzler	2004-07
3.	104	Kelly Grieve	2008-11
4.	94	Kenora Posey	2005-08
5.	90	Kat Dotson	2010-13
6.	85	India Chiles	2004-07
	85	Sarah Fekete	2003-06
8.	72	Lillian Hammond	2006-09
9.	58	Madison Shipman	2011-14
10.	46	Lauren Gibson	2010-13

Stolen Bases Attempted

1.	156	Raven Chavanne	2010-13
2.	146	Lindsay Schutzler	2004-07
3.	123	Kelly Grieve	2008-11
4.	110	Sarah Fekete	2003-06
5.	107	Kenora Posey	2005-08

CAREER RECORDS



TONYA CALLAHAN (2005-08)

TENNESSEE CAREER RECORDS:

51 HRs, 29 Multi-Run HRs, 241 RBIs, 154 BBs,
15 SFs, 492 TBs, .646 SLG%

6.	105	Kat Dotson	2010-13
7.	94	India Chiles	2004-07
8.	77	Lillian Hammond	2006-09
9.	73	Madison Shipman	2011-14
10.	42	Kenyail Norris	1996-99

Walks

1.	154	Tonya Callahan	2005-08
2.	152	Tiffany Huff	2007-10
3.	137	Lauren Gibson	2010-13
4.	105	Madison Shipman	2011-14
5.	101	Raven Chavanne	2010-13
	101	Lindsay Schutzler	2004-07
7.	99	Kat Dotson	2010-13
	99	Shelby Burchell	2009-12
	99	Kelli Fitzgerald	1996-99
	99	Kenyail Norris	1996-99

Strikeouts

1.	152	Lindsay Schutzler	2004-07
2.	130	Erinn Webb	2007-10
3.	129	Kat Dotson	2010-13
4.	127	Kelly Grieve	2008-11
5.	126	Shelby Burchell	2009-12
6.	122	Katherine Card	2003-06
7.	120	Ashley Andrews	2009-12
8.	111	Lauren Gibson	2010-13
9.	110	Stacey Jennings	2003-05
10.	103	Tiffany Huff	2007-10

Hit By Pitch

1.	34	Kat Dotson	2010-13
2.	32	Hannah Akamine	2012-14
3.	31	Cheyenne Tarango	2012-Pres.
4.	30	Lauren Gibson	2010-13
	30	Tonya Callahan	2005-08
6.	25	Liane Horiuchi	2006-07
7.	19	Shelby Burchell	2009-12
	19	Amber Rhinehart	2001-04
9.	17	Erinn Webb	2007-10
10.	16	Kenyail Norris	1996-99

Sacrifice Flies

1.	15	Tonya Callahan	2005-08
	15	Katherine Card	2003-06
3.	14	Kat Dotson	2010-13
4.	13	Shannon Doepking	2005-08
	13	Kristi Durant	2003-06
6.	12	Kelli Fitzgerald	1996-99
7.	11	Madison Shipman	2011-14
	11	Bridget Jackson	1996-97
	11	Carrie Swinford	1996-99
10.	10	Jessica Spigner	2009-11

Sacrifice Hits

1.	55	Sarah Fekete	2003-06
2.	40	Maura Mollet	1998-2001
3.	39	Jenny Steele	1996-99
4.	30	Ashley Andrews	2009-12
5.	28	Shannon Doepking	2005-08

6.	27	Kelli Fitzgerald	1996-99
7.	25	Ellisha Humphrey	2001-04
8.	24	Raven Chavanne	2010-13
9.	23	Kristi Durant	2003-06
10.	22	Kelly Grieve	2008-11
	22	Tiffany Huff	2007-10

Total Bases

1.	492	Tonya Callahan	2005-08
2.	479	Lindsay Schutzler	2004-07
3.	444	Madison Shipman	2011-14
4.	440	Carrie Swinford	1996-99
5.	437	Lauren Gibson	2010-13
6.	435	Raven Chavanne	2010-13
7.	400	Kristi Durant	2003-06
8.	387	Kelli Fitzgerald	1996-99
9.	372	Kat Dotson	2010-13
	372	Kenyail Norris	1996-99

Slugging Percentage (Min. 400 AB)

1.	.646	Tonya Callahan	2005-08
2.	.644	Jessica Spigner	2009-11
3.	.644	Lauren Gibson	2010-13
4.	.617	Bridget Jackson	1996-97
5.	.611	Madison Shipman	2011-14
6.	.562	Tracy Reidhead	1996-97
7.	.551	Amanda Venable	1999-2000
8.	.542	Raven Chavanne	2010-13
9.	.539	Carrie Swinford	1996-99
10.	.533	Lisa Wyatt	1996-97

On-Base Percentage (Min. 400 AB)

1.	.508	Raven Chavanne	2010-13
2.	.487	Tonya Callahan	2005-08
3.	.484	Lauren Gibson	2010-13
4.	.460	Kat Dotson	2010-13
5.	.459	Tiffany Huff	2007-10
6.	.456	Sarah Fekete	2003-06
7.	.455	India Chiles	2004-07
8.	.449	Kristi Durant	2003-06
9.	.446	Lindsay Schutzler	2004-07
10.	.440	Jessica Spigner	2009-11

GENERAL

2015 PREVIEW

STAFF

PLAYERS

OPPONENTS

2014 REVIEW

HISTORY & RECORDS



■ PITCHING

Earned Run Average (Min. 100 IP)

1. 0.79	Monica Abbott	2004-07
2. 1.65	Ellen Renfroe	2011-14
3. 1.77	Megan Rhodes	2005-08
4. 1.82	Stacey Jennings	2003-05
5. 1.85	Jackie Beavers	1996-00
6. 1.97	Buffy Walker	1996-99
7. 2.04	Ivy Renfroe	2010-13
8. 2.12	Ashton Ward	2008-09
9. 2.26	Sarah Ayres	1997-99
10. 2.37	Leigh Ann Ellis	2001-02

Appearances

1. 253	Monica Abbott	2004-07
2. 176	Ivy Renfroe	2010-13
3. 175	Ellen Renfroe	2011-14
4. 157	Jackie Beavers	1996-2000
5. 147	Stephanie Humphrey	2000-03
6. 135	Megan Rhodes	2005-08
7. 118	Cat Hosfield	2009-12
8. 108	Buffy Walker	1996-99
9. 101	Sarah Ayres	1997-99
10. 90	Stacey Jennings	2003-05

Games Started

1. 206	Monica Abbott	2004-07
2. 129	Ellen Renfroe	2011-14
3. 125	Jackie Beavers	1996-2000
4. 115	Ivy Renfroe	2010-13
5. 96	Megan Rhodes	2005-08
	Stephanie Humphrey	2000-03
7. 87	Buffy Walker	1996-99
8. 77	Cat Hosfield	2009-12
	Sarah Ayres	1997-99
10. 61	Stacey Jennings	2003-05

Wins

1. 189	Monica Abbott	2004-07
2. 102	Ellen Renfroe	2011-14
3. 97	Ivy Renfroe	2010-13
4. 77	Jackie Beavers	1996-2000
5. 67	Megan Rhodes	2005-08
6. 57	Stephanie Humphrey	2000-03
7. 54	Buffy Walker	1996-99
8. 50	Sarah Ayres	1997-99
9. 49	Cat Hosfield	2009-12
10. 34	Stacey Jennings	2003-05

Fewest Losses (Min. 50 Decisions)

1. 21	Stacey Jennings (34-21)	2003-05
2. 22	Cat Hosfield (49-22)	2009-12
3. 22	Megan Rhodes (67-22)	2005-08
4. 24	Ivy Renfroe (97-24)	2010-13
5. 25	Ellen Renfroe (102-25)	2011-14
6. 27	Buffy Walker (54-27)	1996-99
7. 32	Sarah Ayres (50-32)	1997-99
8. 34	Monica Abbott (189-34)	2004-07
9. 40	Stephanie Humphrey (57-40)	2000-03
10. 49	Jackie Beavers (77-49)	1996-2000

Winning Percentage (Min. 50 Decisions)

1. .848	Monica Abbott (189-34)	2004-07
2. .803	Ellen Renfroe (102-25)	2011-14
3. .802	Ivy Renfroe (97-24)	2010-13
4. .753	Megan Rhodes (67-22)	2005-08
5. .690	Cat Hosfield (49-22)	2009-12


MONICA ABBOTT (2004-07)
TENNESSEE CAREER RECORDS:

0.79 ERA, 253 App, 206 Starts, 189 Wins, .
848 Win Pct., 178 CG, 112 Solo Shutouts,
1448.0 IP, 2,440 Ks

6. .667	Buffy Walker (54-27)	1996-99
7. .618	Stacey Jennings (34-21)	2003-05
8. .611	Jackie Beavers (77-49)	1996-2000
9. .610	Sarah Ayres (50-32)	1997-99
10. .588	Stephanie Humphrey (57-40)	2000-03

Complete Games

1. 178	Monica Abbott	2004-07
2. 95	Jackie Beavers	1996-2000
3. 84	Ellen Renfroe	2011-14
4. 61	Buffy Walker	1996-99
5. 59	Sarah Ayres	1997-99
6. 55	Ivy Renfroe	2010-13
7. 52	Stephanie Humphrey	2000-03
8. 37	Megan Rhodes	2005-08
9. 28	Cat Hosfield	2009-12
10. 26	Stacey Jennings	2003-05

Solo Shutouts

1. 112	Monica Abbott	2004-07
2. 41	Ellen Renfroe	2011-14
3. 28	Ivy Renfroe	2010-13
4. 25	Jackie Beavers	1996-2000
5. 19	Megan Rhodes	2005-08
6. 16	Stephanie Humphrey	2000-03
	Sarah Ayres	1997-99
	Buffy Walker	1996-99
9. 14	Stacey Jennings	2003-05
10. 10	Cat Hosfield	2009-12

Innings Pitched

1. 1448.0	Monica Abbott	2004-07
2. 872.0	Ellen Renfroe	2011-14
3. 793.2	Jackie Beavers	1996-00
4. 749.2	Ivy Renfroe	2010-13
5. 626.2	Stephanie Humphrey	2000-03
6. 570.1	Megan Rhodes	2005-08
7. 541.0	Sarah Ayres	1997-99
8. 536.1	Buffy Walker	1996-99
9. 467.0	Cat Hosfield	2009-12
10. 366.0	Stacey Jennings	2003-05

Strikeouts

1.	2440	Monica Abbott	2004-07
2.	1005	Ellen Renfro	2011-14
3.	737	Ivy Renfro	2010-13
4.	726	Megan Rhodes	2005-08
5.	596	Stephanie Humphrey	2000-03
6.	375	Cat Hosfield	2009-12
7.	346	Jackie Beavers	1996-2000
8.	316	Buffy Walker	1996-99
9.	240	Stacey Jennings	2003-05
10.	234	Sarah Ayres	1997-99

Fewest Hits Allowed Per 7 Innings (Min. 200 IP)

1.	3.14	Monica Abbott	649 H, 1448.0 IP
2.	4.10	Megan Rhodes	334 H, 570.1 IP
3.	4.82	Ellen Renfro	601 H, 872.0 IP
4.	5.40	Ivy Renfro	578 H, 749.2 IP
5.	5.52	Ashton Ward	208 H, 264.0 IP
6.	5.60	Buffy Walker	429 H, 536.1 IP
7.	6.17	Stephanie Humphrey	552 H, 626.2 IP
8.	6.33	Stacey Jennings	331 H, 366.0 IP
9.	6.40	Jackie Beavers	726 H, 793.2 IP
10.	6.43	Cat Hosfield	429 H, 467.0 IP

Fewest Walks Allowed Per 7 Innings (Min. 200 IP)

1.	1.03	Monica Abbott	213 BB, 1448.0 IP
2.	1.14	Sarah Ayres	88 BB, 541.0 IP
3.	1.63	Buffy Walker	125 BB, 536.1 IP
4.	1.73	Jackie Beavers	196 BB, 793.2 IP
5.	1.91	Ashton Ward	72 BB, 264.0 IP

6.	1.95	Stephanie Humphrey	175 BB, 626.2 IP
7.	2.22	Stacey Jennings	116 BB, 366.0 IP
8.	2.24	Ivy Renfro	240 BB, 749.2 IP
9.	2.29	Ellen Renfro	285 BB, 872.0 IP
10.	2.37	Megan Rhodes	193 BB, 570.1 IP

Wild Pitches

1.	42	Ellen Renfro	2011-14
2.	41	Jackie Beavers	1996-2000
3.	33	Ivy Renfro	2010-13
4.	31	Cat Hosfield	2009-12
5.	28	Stephanie Humphrey	2000-03
6.	26	Monica Abbott	2004-07
7.	26	Buffy Walker	1996-99
8.	22	Ashton Ward	2008-09
9.	22	Leigh Ann Ellis	2001-02
10.	19	Megan Rhodes	2005-08

Hit Batters

1.	112	Monica Abbott	2004-07
2.	79	Ivy Renfro	2010-13
3.	45	Megan Rhodes	2005-08
4.	43	Cat Hosfield	2009-12
5.	42	Ellen Renfro	2011-14
6.	38	Jackie Beavers	1996-2000
7.	18	Stephanie Humphrey	2000-03
8.	14	Buffy Walker	1996-99
9.	13	Stacey Jennings	2003-05
13		Leigh Ann Ellis	2001-02



Kelli Fitzgerald (1996-99) holds the Tennessee record for defensive assists at 517. She also ranks fourth in NCAA Division I softball history with 76 career doubles

FIELDING

Putouts

1.	2166	Shannon Doepling	2005-08
2.	1249	Tiffany Huff	2007-10
3.	978	Ashley Andrews	2009-12
4.	911	Tonya Callahan	2005-08
5.	722	Hannah Akamine	2012-14
6.	695	Amber Rhinehart	2001-04
7.	693	Jen Lapicki	2008-09
8.	682	Carrie Swinford	1996-99
9.	639	Adrianna Wilson	1999-2002
10.	634	Nadia Cameron	1999-2000

Assists

1.	517	Kelli Fitzgerald	1996-99
2.	397	Madison Shipman	2011-14
3.	342	Jessica Spigner	2009-11
4.	333	Ashley Andrews	2009-12
5.	329	Raven Chavanne	2010-13
6.	302	Kristi Durant	2003-06

7.	301	Lauren Gibson	2010-13
8.	253	Tracy Reidhead	1996-97
9.	251	Lindsay Schutzler	2004-07
251		Jackie Beavers	1996-2000

Errors

1.	52	Kelli Glass	1998-99
2.	51	Kelli Fitzgerald	1996-99
51		Tracy Reidhead	1996-97
4.	50	Lisa Warren	1998-99
5.	47	Annie Fletcher	2000-01
47		Elisha Humphrey	2001-04
7.	44	Bridget Jackson	1996-97
8.	38	Lindsay Schutzler	2004-07
38		Melissa Radley	2000-01
10.	33	Amanda Venable	1999-2000

Double Plays

1.	31	Tonya Callahan	2005-08
31		Kelli Fitzgerald	1996-99
3.	29	Madison Shipman	2011-14

4.	25	Lauren Gibson	2010-13
5.	23	Kelli Glass	1998-99
6.	22	Cheyenne Tarango	2012-Pres.
7.	17	Erinn Webb	2007-10
8.	16	Melissa Brown	2010-13
16		Ashley Andrews	2009-12
16		Amber Rhinehart	2001-04

Baserunners Caught Stealing (Catchers Only)

1.	42	Shannon Doepling	2005-08
2.	33	Adrianna Wilson	2001-02
3.	22	Ashley Andrews	2009-12
4.	20	Hannah Akamine	2012-14
5.	17	Tiffany Huff	2007-10

■ FRESHMAN RECORDS

Games Played: 82, Tonya Callahan, 2005**Games Started:** 81, Tonya Callahan, 2005**Batting Average**

1. Raven Chavanne455, 2010
2. Kristi Durant424, 2003
3. Kat Dotson391, 2010
Jenny Steele391, 1996

Runs

1. Raven Chavanne	64, 2010
2. Kelli Fitzgerald	59, 1996
Carrie Swinford	59, 1996

Hits

1. Raven Chavanne	95, 2010
2. Kristi Durant	86, 2003
3. Kelli Fitzgerald	73, 1996

Runs Batted In

1. Annie Aldrete	65, 2014
2. Carrie Swinford	62, 1996
3. Tiffany Huff	58, 2007

Home Runs

1. Annie Aldrete	19, 2014
2. Jessica Spigner	14, 2009
3. Carrie Swinford	13, 1996

Stolen Bases

1. Raven Chavanne	37, 2010
2. Kat Dotson	29, 2010
3. Megan Geer	19, 2014

Slugging Percentage

1. Annie Aldrete813, 2014
2. Carrie Swinford641, 1996
3. Jessica Spigner638, 2009

Earned Run Average: 1.03, Monica Abbott, 2004**Wins:** 45, Monica Abbott, 2004**Innings Pitched:** 352.0, Monica Abbott, 2004**Strikeouts:** 582, Monica Abbott, 2004**Solo Shutouts:** 24, Monica Abbott, 2004**FRESHMAN PHENOM: RAVEN CHAVANNE (2010)**.445 BA, 64 runs, 96 hits, 3 HRs, 5 2Bs, 5 3Bs,
26 RBIs, 37 SBs, .569 SLG%, .511 OB%

■ SOPHOMORE RECORDS

Games Played: 82, Lindsay Schutzler, 2005**Games Started:** 82, Lindsay Schutzler, 2005**Batting Average**

1. Raven Chavanne455, 2011
2. Lauren Gibson420, 2011
3. Kat Dotson401, 2011

Runs

1. Lindsay Schutzler	72, 2005
2. Raven Chavanne	66, 2011
3. Kat Dotson	54, 2011

Hits

1. Lindsay Schutzler	107, 2005
2. Raven Chavanne	90, 2011
3. Kelly Grieve	79, 2009

Runs Batted In

1. Tonya Callahan	73, 2006
2. Kat Dotson	64, 2011
3. Madison Shipman	63, 2012
Lauren Gibson	63, 2011

Home Runs

1. Tonya Callahan	13, 2006
2. Cheyenne Tarango	10, 2013
Madison Shipman	10, 2012
Kat Dotson	10, 2011
Erinn Webb	10, 2008

Stolen Bases

1. Kelly Grieve	39, 2009
2. Lindsay Schutzler	36, 2005
3. Raven Chavanne	33, 2011

Slugging Percentage

1. Lauren Gibson667, 2011
2. Kat Dotson654, 2011
3. Tonya Callahan630, 2006

Earned Run Average: 0.52, Monica Abbott, 2005**Wins:** 50, Monica Abbott, 2005**Innings Pitched:** 392.0, Monica Abbott, 2005**Strikeouts:** 603, Monica Abbott, 2005**Solo Shutouts:** 34, Monica Abbott, 2005**SUPER SOPHOMORE: TONYA CALLAHAN (2006)**.365 BA, 36 runs, 73 hits, 13 HRs, 14 2Bs,
73 RBIs, .630 SLG%, .472 OB%

JUNIOR RECORDS

Games Played: 82, Kristi Durant, 2005
Games Started: 82, Kristi Durant, 2005

Batting Average

1. India Chiles..... .437, 2006
2. Bridget Jackson..... .427, 1996
3. Raven Chavanne422 2012

Runs

1. Bridget Jackson.....74, 1996
2. Lindsay Schutzler.....72, 2006
3. Tracy Reidhead.....65, 1996

Hits

1. Lindsay Schutzler.....94, 2006
- Bridget Jackson.....94, 1996
3. Kristi Durant92, 2005

Runs Batted In

1. Kristi Durant77, 2005
- Bridget Jackson.....77, 1996
3. Tiffany Huff.....67, 2009

Home Runs

1. Jessica Spigner.....16, 2011
2. Shelby Burchell.....15, 2011
- Bridget Jackson.....15, 1996

Stolen Bases

1. Raven Chavanne32, 2012
2. Sarah Fekete30, 2005
3. Kenora Posey29, 2007
- Lindsay Schutzler.....29, 2006

Slugging Percentage

1. Bridget Jackson......777, 1996
2. Jessica Spigner......714, 2011
3. Tonya Callahan651, 2007

Earned Run Average: 0.95, Monica Abbott, 2006

Wins: 44, Monica Abbott, 2006

Innings Pitched: 345.2, Monica Abbott, 2006

Strikeouts: 531, Monica Abbott, 2006

Solo Shutouts: 25, Monica Abbott, 2006



JUBILANT JUNIOR: BRIDGET JACKSON (1996)

.427 BA, 74 runs, 94 hits, 15 HRs, 24 2Bs, 4 3Bs,
 77 RBIs, .777 SLG%, .469 OB%

SENIOR RECORDS

Games Played: 72, Sarah Fekete, Katherine Card, 2006
Games Started: 71, Lindsay Schutzler, 2007; Sarah Fekete, 2006; Amber Rhinehart, 2004; Kenyail Norris, Carrie Swinford, Lisa Warren, 1999

Batting Average

1. Sarah Fekete500, 2006
2. Tonya Callahan465, 2008
3. India Chiles..... .459, 2007

Runs

1. Raven Chavanne70, 2013
2. Lauren Gibson.....68, 2013
3. Lisa Warren.....66, 1999

Hits

1. Sarah Fekete110, 2006
2. Lisa Warren.....98, 1999
3. Raven Chavanne91, 2013

Runs Batted In

1. Carrie Swinford.....69, 1999
2. Lauren Gibson68, 2013
3. Tonya Callahan62, 2008

Home Runs

1. Lauren Gibson19, 2013
2. Madison Shipman.....18, 2014
3. Tonya Callahan16, 2008

Stolen Bases

1. Kenora Posey44, 2008
- India Chiles.....44, 2007
3. Raven Chavanne41, 2013

Slugging Percentage

1. Tonya Callahan854, 2008
2. Madison Shipman......833, 2014
3. Lauren Gibson802, 2013

Earned Run Average: 0.68, Monica Abbott, 2007

Wins: 50, Monica Abbott, 2007

Innings Pitched: 358.1, Monica Abbott, 2007

Strikeouts: 724, Monica Abbott, 2007

Solo Shutouts: 41, Monica Abbott, 2007



SENSATIONAL SENIOR: MONICA ABBOTT (2007)

50-5, 0.68 ERA, 63 appearances, 52 starts,
 45 CGs, 29 shutouts, 358.1 IP, 724 Ks

GENERAL

2015 PREVIEW

STAFF

PLAYERS

OPPONENTS

2014 REVIEW

HISTORY & RECAPS



1996 Statistics

Player	AVG	GP-GS	AB	R	H	2B	3B	HR	RBI	TB	SLG%	BB	HBP	SO	GDP	OB%	SF	SH	SB-ATT	PO	A	E	FLD%
Bridget Jackson	.427	68-68	220	74	94	24	4	15	77	171	.777	21	1	10	N/A	.468	6	5	5-7	167	115	28	.910
Jenny Steele	.391	49-49	161	44	63	1	0	0	15	64	.398	8	1	17	N/A	.424	0	11	3-4	47	3	3	.943
Lisa Wyatt	.386	68-68	220	64	85	18	0	8	63	127	.577	17	0	26	N/A	.425	3	3	11-13	379	40	23	.948
Kenyaill Norris	.369	68-68	176	51	65	15	3	4	53	98	.557	22	8	12	N/A	.459	1	5	4-4	48	2	3	.943
Heather Moore	.359	68-68	192	47	69	14	2	3	40	96	.500	13	9	17	N/A	.419	3	10	4-6	63	2	2	.970
Kelli Fitzgerald	.356	68-68	205	59	73	22	4	0	45	103	.502	21	2	19	N/A	.417	2	10	9-12	124	112	11	.955
Tracy Fuentes Reidhead	.355	68-68	242	65	86	19	4	6	51	131	.541	22	2	21	N/A	.412	1	6	10-13	98	106	24	.895
Carrie Swinford	.354	68-68	198	59	70	14	2	13	62	127	.641	27	4	18	N/A	.433	4	5	6-8	190	28	5	.978
Candice Fode	.326	68-68	184	43	60	14	0	3	43	83	.451	24	4	13	N/A	.411	2	7	7-7	105	51	1	.994

Buffy Walker	.500	11-6	4	0	2	1	0	0	1	3	.750	1	0	0	N/A	.600	0	0	0-0	5	27	3	.914
Jennifer Hutson	.191	39-19	47	14	9	0	0	0	7	9	.191	17	3	9	N/A	.433	0	4	1-2	6	12	1	.947
Team Totals	.366	68-68	1849	520	676	142	19	52	457	1012	.547	193	34	162	N/A	.430	22	66	60-76	1245	583	113	.919
Opponents	.228	68-68	1575	186	359	37	8	11	146	445	.283	126	152	56	N/A	.291	3	71	40-53	1201	573	156	.942

Player	ERA	W-L	APP	GS	CG	SHO	SV	IP	H	R	ER	BB	SO	2B	3B	HR	BFB	AVG	WP	HBP	SFA	SHA	BK
Jackie Beavers	1.33	24-7	41	32	29	9/3	3	215.2	192	85	41	48	98	19	4	8	920	.234	8	9	1	42	0
Jennifer Ortiz	1.47	14-4	19	17	13	1/3	1	95.1	75	49	20	54	81	10	1	0	424	.216	14	5	1	17	0
Buffy Walker	2.36	16-3	22	19	12	2/4	0	104.0	92	51	35	24	77	8	3	3	446	.225	6	1	1	12	0
Team Totals	1.62	54-14	68	68	54	17/5	4	415.0	359	185	96	126	256	37	8	11	1790	.201	28	15	3	71	0
Opponents	6.28	14-54	68	68	39	6/NA	1	1400.1	1676	519	359	193	162	142	19	52	2166	.366	42	34	22	66	1

1997 Statistics

Player	AVG	GP-GS	AB	R	H	2B	3B	HR	RBI	TB	SLG%	BB	HBP	SO	GDP	OB%	SF	SH	SB-ATT	PO	A	E	FLD%
Tracy Reidhead	.374	67-67	219	45	82	19	3	7	46	128	.584	14	6	20	N/A	.420	4	11	11-13	113	147	27	.906
Carrie Swinford	.369	64-62	195	43	72	16	4	3	31	105	.538	16	1	22	N/A	.420	0	3	11-12	180	21	5	.976
Lisa Wyatt	.361	67-67	208	34	75	12	1	4	38	101	.486	16	1	23	N/A	.405	2	9	10-14	233	14	7	.972
Bridget Jackson	.335	67-65	203	43	68	10	3	2	40	90	.443	10	3	6	N/A	.367	5	7	7-8	210	103	16	.951
Kenyaill Norris	.326	53-45	144	34	47	7	1	1	25	59	.410	19	2	23	N/A	.407	2	2	11-14	39	1	2	.952
Jodi Ramirez	.325	65-56	157	15	51	11	0	0	30	62	.395	15	5	23	N/A	.394	3	4	0-0	70	6	3	.962
Kelli Fitzgerald	.307	67-66	192	43	59	11	1	1	40	75	.391	20	1	26	N/A	.370	3	4	7-7	153	151	11	.965
Jenny Steele	.288	65-52	139	32	40	1	3	0	10	47	.338	8	3	23	N/A	.340	0	6	7-8	58	3	2	.968
Candice Fode	.279	64-57	172	28	48	5	1	1	25	58	.337	14	5	14	N/A	.347	2	11	7-7	200	74	10	.965
Heather Moore	.254	60-46	130	19	33	6	0	0	26	39	.300	8	4	13	N/A	.313	2	6	2-2	35	3	1	.974

April Phillips	.197	58-20	71	26	14	0	0	0	2	14	.197	3	1	17	N/A	.240	0	2	7-10	9	1	0	1.000
Sarah Ayres	.000	24-15	1	0	0	0	0	0	0	0	.000	0	0	1	N/A	.000	0	0	0-0	2	34	2	.947
Jackie Beavers	.000	37-19	0	3	0	0	0	0	0	0	.000	0	0	0	N/A	.000	0	0	0-0	0	0	0	.000
Buffy Walker	.000	42-31	2	0	0	0	0	0	0	0	.000	0	0	1	N/A	.000	0	0	0-0	3	66	5	.932
Team Totals	.321	67-67	1833	365	589	98	17	19	313	778	.424	143	32	212	N/A	.376	23	65	80-95	1309	674	91	.956
Opponents	.219	67-67	1602	133	336	42	3	17	107	435	.272	84	13	227	N/A	.254	4	69	29-39	1287	661	124	.940

Player	ERA	W-L	APP	GS	CG	SHO	SV	IP	H	R	ER	BB	SO	2B	3B	HR	BFB	AVG	WP	HBP	SFA	SHA	BK
Buffy Walker	0.71	21-9	40	31	24	9/0	1	208.0	146	51	21	39	143	12	2	6	828	.194	8	5	2	30	0
Jackie Beavers	1.49	13-10	30	21	12	5/1	0	127.0	92	44	27	28	43	10	0	9	512	.201	8	7	0	19	0
Sarah Ayres	1.93	11-3	19	15	10	5/1	0	101.1	98	37	28	17	41	20	1	2	433	.250	1	1	2	20	0
Team Totals	1.22	45-22	67	67	46	20/1	1	436.1	336	132	76	84	227	42	3	17	1773	.210	17	13	4	69	0
Opponents	4.29	22-45	67	67	46	8/NA	1	1429.0	589	364	263	143	212	98	17	19	2097	.321	32	32	23	65	0

1998 Statistics

Player	AVG	GP-GS	AB	R	H	2B	3B	HR	RBI	TB	SLG%	BB	HBP	SO	GDP	OB%	SF	SHS	B-ATT	PO	A	E	FLD%
Kelli Fitzgerald	.356	68-68	208	43	74	23	3	0	32	103	.495	28	1	22	N/A	.429	3	6	7-7	186	135	11	.967
Lisa Warren	.344	68-68	241	40	83	8	1	5	33	108	.448	20	2	22	N/A	.399	0	4	11-17	95	138	37	.863
Carrie Swinford	.308	66-66	211	40	65	17	0	1	35	85	.403	23	1	22	N/A	.374	3	3	11-13	127	98	9	.962
Jodi Ramirez	.306	66-61	183	12	56	5	0	2	36	67	.366	12	9	23	N/A	.376	1	9	2-3	105	23	2	.985
April Phillips	.306	61-36	108	23	33	0	0	0	5	33	.306	7	1	26	N/A	.353	0	4	10-12	13	1	5	.737
Kenyail Norris	.304	68-68	204	42	62	8	5	4	36	92	.451	31	1	24	N/A	.398	0	11	14-15	89	5	2	.979
Jenny Steele	.271	68-66	188	32	51	1	0	0	9	52	.277	6	1	21	N/A	.296	1	13	8-8	108	11	4	.967
Kelli Glass	.255	68-68	184	23	47	6	1	3	17	64	.348	15	3	38	N/A	.317	3	7	8-9	510	36	19	.966
Maura Mollet	.227	64-61	194	28	44	6	1	0	12	52	.268	6	1	29	N/A	.252	1	15	12-13	93	6	7	.934
Cherrae Rushton	.186	55-46	140	12	26	4	0	2	23	36	.257	10	0	22	N/A	.240	0	4	0-0	26	68	17	.847

Maria Torres	.050	12-4	20	0	1	0	0	0	1	1	.050	2	0	5	N/A	.136	0	0	0-0	0	1	0	1.000
Sarah Ayres	.000	5-1	5	0	0	0	0	0	1	0	.000	0	0	2	N/A	.000	0	0	0-0	15	91	6	.946
Team Totals	.287	68-68	1886	295	542	78	11	17	240	693	.367160	20256	N/A	.347	12	76	83-97	1373	662	122	.943		
Opponents	.274	68-68	1832	238	502	66	9	25	200	661	.36179	13182	N/A	.307	9	76	41-54	1377	697	127	.942		

Player	ERA	W-L	APP	GSCG	SHOSV	IP	H	R	ER	BB	SO	2B	3B	HR	BF	BAVG	WP	HBP	SFA	SHA	BK	
Jackie Beavers	2.21	1-2	6	4	3	0	0	25.1	26	12	8	4	11	1	0	3	108	.268	1	3	0	3
Sarah Ayres	2.23	22-17	44	37	31	6/1	0	260.1	285	132	83	31	99	42	8	12	1135	.271	4	5	6	39
Buffy Walker	2.56	14-12	31	27	21	4/1	0	172.0	191	94	63	44	72	23	1	10	770	.280	7	5	3	34
Team Totals	2.34	37-31	68	68	55	11/1	0	457.2	502	238153	79	182	66	9	25	2013	.274	12	13	9	76	
Opponents	3.18	31-37	68	68	39	8/N/A	2	458.1	542	295208	160	256	78	11	17	2156	.288	20	20	12	76	

1999 Statistics

Player	AVG	GP-GS	AB	R	H	2B	3B	HR	RBI	TB	SLG%	BB	HBP	SO	GDP	OB%	SF	SH	S-BATT	PO	A	E	FLD%
Lisa Warren	.403	71-71	243	66	98	18	0	4	33	128	.527	24	5	21	N/A	.467	0	4	18-20	62	23	13	.867
Amanda Venable	.376	71-71	218	39	82	18	0	9	53	127	.583	17	8	27	N/A	.437	2	2	2-2	75	126	21	.905
Kelli Fitzgerald	.375	69-69	200	47	75	20	1	3	40	106	.530	30	3	27	N/A	.456	4	7	3-9	153	119	18	.938
Kenyail Norris	.367	71-71	210	52	77	14	1	10	49	123	.586	27	5	30	N/A	.450	0	3	13-13	97	5	2	.981
Adrianna Wilson	.329	70-68	173	11	57	9	0	7	46	87	.503	18	1	28	N/A	.394	1	6	0-0	57	5	0	1.000
Carrie Swinford	.325	71-71	212	44	69	17	2	11	69	123	.580	21	2	26	N/A	.385	4	3	8-10	185	32	7	.969
Jenny Steele	.279	70-49	140	29	39	0	0	0	7	39	.279	6	2	23	N/A	.318	0	9	10-10	83	6	3	.967
Nadia Cameron	.276	66-62	152	18	42	12	0	1	16	57	.375	22	2	38	N/A	.371	2	7	1-1	440	23	9	.981
Kelli Glass	.214	70-64	154	24	33	7	0	1	16	43	.279	16	0	29	N/A	.287	1	8	5-6	86	114	33	.858

K. Wingate	.250	46-0	4	13	1	0	0	0	0	1	.250	0	0	3	N/A	.250	0	1	1-4	2	1	1	.750
Maura Mollet	.229	63-27	96	12	22	5	1	1	14	32	.333	6	2	18	N/A	.280	3	6	3-3	43	3	2	.958
April Phillips	.222	63-11	36	30	8	1	0	0	2	9	.250	3	1	15	N/A	.300	0	2	7-7	21	1	1	.957
Maria Torres	.189	34-5	37	3	7	1	0	0	6	8	.216	6	0	8	N/A	.295	1	2	0-0	44	4	1	.980
Jackie Beavers	.000	1-0	1	1	0	0	0	0	0	0	.000	0	0	0	N/A	.000	0	0	0-0	9	60	0	1.000
Team Totals	.325	71-71	1876	389	610	122	5	47	351	883	.471196	31	293	N/A	.395	18	60	71-85	1366	581	114	.945	
Opponents	.270	71-71	1821	233	491	66	5	24	197	617	.339120	16	201	N/A	.318	14	60	55-69	1329	558	100	.950	

Player	ERA	W-L	APP	GS	CG	SHO	SV	IP	H	R	ER	BB	SO	2B	3B	HR	BF	BAVG	WP	HBP	SFA	SHA	BK
Jackie Beavers	1.94	24-12	43	36	26	8/2	0	223.2	210	94	62	62	83	16	1	12	860	.244	11	9	6	31	0
Sarah Ayres	2.50	17-12	38	25	18	5/0	0	179.1	213	89	64	40	94	21	3	5	734	.290	5	4	5	25	0
Buffy Walker	4.28	3-3	15	10	4	1/2	0	52.1	68	50	32	18	24	7	1	7	227	.300	5	3	3	4	0
Team Totals	2.43	44-27	71	71	48	16/2	0	455.1	491	233	158	120	201	44	5	24	1821	.270	21	16	14	60	0
Opponents	5.05	27-44	71	71	36	6/1	2	443.1	610	389	320	196	293	122	5	47	1876	.325	35	31	18	60	1

2000 Statistics

Player	AVG	GP-GS	AB	R	H	2B	3B	HR	RBI	TB	SLG%	BB	HBP	SO	GDP	OB%	SF	SH	SB-ATT	PO	A	E	FLD%
Janette Koshell	.339	59-59	177	37	60	18	1	5	39	95	.537	16	3	20	N/A	.397	3	2	6-7	78	6	5	.944
Holly Ellison	.333	37-35	108	23	36	8	1	0	19	46	.426	14	2	26	N/A	.413	2	2	8-9	49	4	3	.946
Amanda Venable	.326	63-63	187	18	61	14	0	7	38	96	.513	14	3	18	N/A	.380	1	3	0-0	49	113	12	.931
April Phillips	.291	63-62	175	38	51	6	2	0	12	61	.349	2	0	20	N/A	.298	1	7	12-12	85	3	9	.907
Melissa Radley	.284	52-52	148	23	42	6	1	0	14	50	.338	8	0	14	N/A	.321	0	2	6-9	95	107	23	.898
Maria Torres	.272	57-46	136	9	37	5	0	6	25	60	.441	12	2	23	N/A	.338	1	3	1-1	236	16	8	.969
Adrianna Wilson	.264	61-57	159	12	42	6	0	7	30	69	.434	18	0	23	N/A	.335	2	1	1-1	113	8	2	.984
Maura Mollet	.261	63-62	184	28	48	10	2	0	15	62	.337	4	1	22	N/A	.279	1	13	6-9	131	43	13	.930
Annie Fletcher	.259	62-62	143	15	37	10	1	0	9	49	.343	16	5	19	N/A	.352	1	1	8-8	141	102	22	.917
Nadia Cameron	.221	55-52	140	9	31	5	1	0	6	38	.271	14	0	22	N/A	.292	0	1	1-2	194	9	11	.949

Katie Williams	.500	26-1	2	8	1	0	0	0	0	1	.500	2	0	1	N/A	.750	0	0	0-0	16	0	1	.941
Nicole Murray	.294	39-5	17	12	5	0	0	2	6	11	.647	1	0	1	N/A	.316	1	2	1-2	3	11	1	.933
Jackie Beavers	.286	5-2	7	1	2	1	0	0	1	3	.429	1	0	1	N/A	.375	0	1	0-0	9	63	5	.935
Stephanie Humphrey	.235	19-4	17	3	4	1	0	0	2	5	.294	0	0	1	N/A	.235	0	0	0-0	1	12	0	1.000
Leslie Poole	.178	21-13	45	4	8	1	0	1	4	12	.267	1	0	14	N/A	.196	0	1	0-0	16	24	1	.976
Jennifer Springs	.000	18-0	0	5	0	0	0	0	0	0	.000	0	0	0	N/A	.000	0	0	1-2	0	0	0	.000
Team Totals	.283	63-63	1645	245	465	91	9	28	220	658	.400	123	16	225	N/A	.336	13	39	51-62	1216	521	116	.937
Opponents	.270	63-63	1659	279	452	52	12	31	239	621	.374	131	15	196	N/A	.329	11	54	70-79	1222	534	88	.952

Player	ERA	W-L	APP	GS	CG	SHO	SV	IP	H	R	ER	BB	SO	2B	3B	HR	BF	BAVG	WP	HBP	SFA	SHA	BK
Jackie Beavers	2.50	15-18	37	32	25	3/0	0	202.0	206	112	72	54	111	22	3	118	808	.255	13	10	5	26	1
Leslie Poole	3.55	10-10	27	20	11	2/0	1	128.1	154	84	65	17	54	19	7	105	34	.288	8	0	1	19	1
Stephanie Humphrey	4.14	4-4	16	8	5	1/0	0	50.2	61	40	30	20	25	8	1	9	218	.280	4	0	1	2	4
Nicole Murray	8.87	0-2	8	4	0	0/0	0	23.2	30	41	30	39	6	3	1	1	96	.313	6	3	3	5	0
Janette Koshell	21.00	0-0	1	0	0	0/0	0	0.2	1	2	2	1	0	0	0	0	3	.333	1	1	0	0	0
Team Totals	3.34	24-34	63	63	41	6/0	1	405.1	452	279	119	131	196	52	12	31	5	.272	32	15	11	54	2
Opponents	3.01	34-29	63	63	39	10/2	3	407.1	465	245	175	123	225	91	9	28	1645	.283	23	16	13	39	0

2001 Statistics

Player	AVG	GP-GS	AB	R	H	2B	3B	HR	RBI	TB	SLG%	BB	HBP	SO	GDP	OB%	SF	SH	SB-ATT	PO	A	E	FLD%
Janette Koshell	.322	57-57	174	24	56	8	1	7	23	87	.500	10	1	24	4	.362	0	2	5-7	76	9	4	.955
Melissa Radley	.304	58-58	168	20	51	8	0	2	27	65	.387	14	0	11	2	.357	0	5	9-10	135	67	15	.931
Maura Mollet	.267	55-55	165	20	44	4	1	0	4	50	.303	6	0	25	2	.292	0	6	4-7	153	19	7	.961
Annie Fletcher	.241	54-53	141	15	34	2	1	1	11	41	.291	18	4	12	0	.341	1	3	8-9	97	103	25	.889
Hannah Low	.211	56-55	142	21	30	2	1	7	21	55	.387	17	5	35	1	.317	0	2	0-2	284	18	8	.974
Adrianna Wilson	.200	56-54	135	6	27	4	0	4	11	43	.319	21	1	21	3	.310	1	3	0-0	95	18	3	.974
Carissa Rouston	.147	59-59	150	12	22	4	0	5	12	41	.273	10	1	33	1	.205	0	5	1-1	63	96	5	.970

Stephanie Humphrey	.500	2-0	2	0	1	0	0	0	0	1	.500	0	0	0	0	.500	0	0	0-0	1	27	0	1.000
Rachael Mink	.242	21-11	33	1	8	1	0	1	7	12	.364	6	0	11	0	.359	0	1	0-0	28	4	1	.970
Nicole Johnson	.203	48-27	59	9	12	0	0	0	0	12	.203	1	0	17	0	.217	0	3	1-2	22	2	1	.960
Maria Torres	.177	37-20	62	4	11	1	0	1	6	15	.242	4	3	17	0	.257	1	2	0-0	85	1	10	.896
Leigh Ann Ellis	.153	20-18	59	3	9	1	1	1	6	15	.254	0	0	17	0	.153	0	2	0-0	2	41	4	.915
Ellisha Humphrey	.140	49-30	57	5	8	2	0	0	1	10	.175	3	0	20	0	.183	0	3	4-5	27	5	5	.865
Nikki Sexton	.138	35-18	58	7	8	0	0	2	4	14	.241	2	0	20	0	.167	0	2	1-1	30	4	4	.895
Nicole Murray	.105	22-8	19	4	2	0	0	0	0	2	.105	2	0	2	0	.190	0	2	0-0	10	7	0	1.000
Nicole Borg	.077	7-5	13	0	1	0	0	0	0	1	.077	1	0	5	0	.143	0	0	0-0	8	23	3	.912
Amber Rhinehart	.071	8-5	14	0	1	0	0	0	0	1	.071	2	0	3	0	.188	0	1	0-0	21	2	1	.958
Nicole Schaeffer	.000	33-1	4	6	0	0	0	0	0	0	.000	0	0	1	0	.000	0	0	1-1	3	0	1	.750
Andie Sherman	.000	18-11	20	0	0	0	0	0	0	0	.000	0	0	9	1	.000	0	0	0-0	24	18	6	.875
Team Totals	.220	59-59	1475	157	325	37	5	31	133	465	.315	117	15	283	14	.284	3	42	34-45	1164	464	103	.940
Opponents	.256	59-59	1509	225	386	60	8	39	201	579	.384	124	20	194	1	.318	12	56	40-58	1182	485	74	.957

Player	ERA	W-L	APP	GS	CG	SHO	SV	IP	H	R	ER	BB	SO	2B	3B	HR	BF	BAVG	WP	HBP	SFA	SHA	BK
Stephanie Humphrey	2.52	11-12	28	22	20	3/0	1	152.2	147	74	55	30	93	22	6	14	642	.252	3	3	6	20	0
Leigh Ann Ellis	2.66	4-12	20	18	11	0/0	0	113.0	109	77	43	55	51	15	1	7	524	.248	17	4	4	22	0
Nicole Murray	2.86	0-1	2	1	0	0/0	0	7.1	5	10	3	12	2	0	0	1	43	.172	0	2	0	0	0
Nicole Borg	3.35	9-10	23	18	15	2/0	2	115.0	125	64	55	27	48	23	1	17	512	.273	6	11	2	14	0
Team Totals	2.81	24-35	59	59	46	5/0	3	388.0	386	225	156	124	194	60	8	39	1721	.256	26	20	12	56	0
Opponents	1.85	35-24	59	59	37	22/3	3	394.0	325	157	104	117	283	37	5	31	1653	.220	14	15	3	42	0

2002 Statistics

Player	AVG	GP-GS	AB	R	H	2B	3B	HR	RBI	TB	SLG%	BB	HBP	SO	GDP	OB%	SF	SH	SB-ATT	PO	A	E	FLD%
Adrianna Wilson	.362	61-61	188	26	68	8	0	12	45	112	.596	15	1	30	4	.408	2	1	1-1	374	58	2	.995
Amber Rhinehart	.325	60-58	160	29	52	12	4	6	28	90	.563	25	3	38	0	.426	0	3	2-2	296	12	4	.987
Blaine Teasley	.296	61-61	186	45	55	8	2	12	34	103	.554	31	1	62	0	.399	0	1	10-11	114	66	10	.947
Carissa Roustan	.290	58-58	176	30	51	8	2	10	36	93	.528	8	4	31	0	.333	1	6	2-3	43	83	9	.933
Maria Torres	.269	59-57	160	9	43	9	1	1	20	57	.356	11	5	30	1	.333	1	1	1-1	18	1	0	1.000
Hannah Low	.248	59-58	157	31	39	11	1	7	21	73	.465	14	2	36	1	.318	0	5	2-5	52	7	5	.922
Ellisha Humphrey	.204	59-59	167	24	34	1	0	2	13	41	.246	11	2	25	0	.258	2	10	9-11	98	107	14	.936

Whitney Bradshaw	.323	45-12	31	15	10	3	1	0	4	15	.484	1	0	9	0	.344	0	2	1-1	14	1	1	.938
Andie Sherman	.276	30-9	29	11	8	1	0	1	7	12	.414	4	1	5	0	.382	0	1	1-1	12	20	6	.842
Nicole Murray	.213	46-30	75	12	16	3	0	0	6	19	.253	10	0	13	1	.306	0	3	3-3	20	0	2	.909
Leigh Ann Ellis	.204	21-19	49	3	10	2	0	1	5	15	.306	3	0	19	0	.250	0	0	0-0	7	25	1	.970
Nikki Sexton	.185	45-28	54	11	10	1	0	0	5	11	.204	11	1	23	0	.328	1	0	7-7	24	2	0	1.000
Nicole Borg	.163	31-12	43	3	7	0	0	0	2	7	.163	1	1	16	2	.200	0	1	0-0	56	6	2	.969
Stephanie Humphrey	.159	33-28	63	8	10	2	0	0	6	12	.190	5	2	13	0	.243	0	0	0-0	7	31	3	.927
Nicole Schaeffer	.133	53-36	30	8	4	0	0	0	1	4	.133	1	0	8	0	.161	0	2	2-2	51	0	0	1.000
Crystal Bobo	.063	16-3	16	2	1	0	0	0	1	1	.063	0	0	7	0	.063	0	1	0-0	1	6	0	1.000
Team Totals	.264	61-61	1584	267	418	69	11	52	234	665	.420	151	23	365	9	.335	7	37	41-48	1187	425	59	.965
Opponents	.236	61-61	1488	199	351	54	5	39	172	532	.358	121	21	429	5	.301	10	39	53-78	1168	455	92	.946

Player	ERA	W-L	APP	GS	CG	SHO	SV	IP	H	R	ER	BB	SO	2B	3B	HR	BF	BAVG	WP	HBP	SFA	SHABK	
Leigh Ann Ellis	1.94	8-3	20	13	4	2/4	1	79.1	60	34	22	17	63	4	1	2	334	.204	5	9	1	13	0
Stephanie Humphrey	2.36	24-19	51	42	19	8/6	5	249.1	201	100	84	67	326	36	3	23	1022	.219	14	9	6	22	0
Nicole Borg	3.94	0-1	14	3	0	0/2	2	16.0	18	11	9	4	8	6	0	3	69	.290	0	1	2	0	0
Crystal Bobo	4.94	3-1	22	2	0	0/5	0	28.1	33	25	20	22	24	4	0	5	138	.297	2	1	1	3	0
Carissa Roustan	7.80	0-1	5	0	0	0/0	0	11.2	21	14	13	4	2	2	1	4	57	.404	0	0	0	1	0
Ellisha Humphrey	9.55	0-0	5	1	0	0/0	0	11.0	18	15	15	7	6	2	0	2	59	.353	1	1	0	0	0
Team Totals	2.88	35-25	61	61	23	18/8	8	395.2	351	199	163	121	429	54	5	39	1679	.236	22	21	10	39	0
Opponents	3.54	25-35	61	61	35	9/1	4	389.1	418	267	197	151	365	69	11	52	1803	.264	40	23	7	37	0

2003 Statistics

Player	AVG	GP-GS	AB	R	H	2B	3B	HR	RBI	TB	SLG%	BB	HBP	SO	GDP	OB%	SF	SH	SB-ATT	PO	A	E	FLD%
Kristi Durant	.424	67-67	203	33	86	15	0	0	39	101	.498	20	5	11	3	.481	3	4	1-1	232	94	6	.982
Amber Rhinehart	.340	70-70	203	33	69	19	1	7	37	111	.547	24	7	23	1	.426	1	4	1-1	311	14	5	.985
Lauren Mattox	.338	61-49	139	22	47	10	1	5	41	74	.532	20	1	13	2	.425	0	3	0-0	109	22	1	.992
Sarah Fekete	.320	70-58	153	38	49	2	1	0	3	53	.346	17	2	26	0	.395	0	5	13-18	68	6	3	.961
Katherine Card	.316	68-63	196	36	62	9	1	6	30	91	.464	17	1	30	1	.370	2	5	1-3	78	8	7	.925
Stacey Jennings	.307	65-64	176	29	54	9	1	10	40	95	.540	14	1	45	1	.359	1	3	0-0	36	50	5	.945
Angela Brewer	.292	64-58	161	18	47	13	0	9	43	87	.540	21	3	23	2	.384	0	3	0-0	170	5	3	.983
Ellisha Humphrey	.265	70-62	136	19	36	8	0	2	11	50	.368	7	1	27	1	.306	0	11	5-8	95	126	27	.891
Mandie Fishback	.238	66-66	126	24	30	6	0	1	5	39	.310	7	3	20	1	.292	1	1	3-3	141	103	8	.968
Blaine Teasley	.222	64-58	153	21	34	9	0	3	16	52	.340	12	3	36	1	.292	0	6	4-4	46	65	9	.925

Stephanie Humphrey	.231	14-5	13	1	3	1	0	0	1	4	.308	0	0	2	0	.231	0	0	0-0	6	26	1	.970
Kim Sanders	.286	21-6	14	1	4	0	0	0	2	4	.286	1	2	5	0	.412	0	0	0-0	42	6	0	1.000
Danielle Arriaga	.273	15-15	44	7	12	1	0	1	1	16	.364	1	0	7	0	.289	0	0	1-1	27	30	1	.983
Kristen Bass	.143	16-2	14	2	2	0	0	0	4	2	.143	3	0	4	0	.278	1	0	0-0	1	0	0	1.000
Christy Anch	.114	27-14	44	1	5	0	0	0	2	5	.114	1	0	20	0	.133	0	1	1-1	2	17	4	.826
Chemil Washington	.079	41-15	38	4	3	0	0	0	4	3	.079	4	0	14	1	.163	1	0	0-0	12	0	0	1.000
Kim Anders	.000	40-2	4	5	0	0	0	0	0	0	.000	1	0	4	0	.200	0	1	0-0	6	9	1	.938
Jessica Wilson	.000	8-0	3	1	0	0	0	0	1	0	.000	1	0	2	0	.250	0	0	0-0	0	0	0	1.000
Kristen Hays	.000	38-0	2	15	0	0	0	0	0	0	.000	1	0	1	0	.333	0	0	1-1	0	0	0	.000
Team Totals	.298	70-70	1822	310	543	102	5	44	280	787	.432	172	29	313	14	.366	10	47	31-41	1382	582	81	.960
Opponents	.243	70-70	1762	196	428	68	5	21	165	569	.323	130	15	324	2	.298	14	56	29-45	1333	511	87	.955

Player	ERA	W-L	APP	GS	CG	SHO	SV	IP	H	R	ER	BB	SO	2B	3B	HR	BF	BAVG	WP	HBP	SFA	SHA	BK
Stacey Jennings	1.73	21-15	54	35	14	8/4	4	206.0	198	82	51	64	117	27	4	5	901	.250	4	9	5	29	0
Stephanie Humphrey	1.97	18-5	52	25	8	4/5	4	174.0	143	67	49	58	152	28	1	4	732	.222	7	5	7	18	0
Christy Anch	2.95	6-5	29	10	0	0/4	2	80.2	87	47	34	8	55	13	0	12	345	.268	5	1	2	9	0
Team Totals	2.04	45-25	70	70	22	18/6	10	460.2	428	196	134	130	324	68	5	21	1978	.243	16	15	14	56	0
Opponents	3.92	25-45	70	70	32	10/1	3	444.1	543	310	249	172	313	102	5	44	2081	.298	27	29	10	47	0

2004 Statistics

Player	AVG	GP-GS	AB	R	H	2B	3B	HR	RBI	TB	SLG%	BB	HBP	SO	GDP	OB%	SF	SH	SB-ATT	PO	A	E	FLD%
Kristi Durant	.350	71-71	203	19	71	12	0	2	36	89	.438	23	2	14	2	.416	3	9	2-2	40	97	7	.951
Lauren Mattox	.342	70-68	184	20	63	15	0	1	34	81	.440	22	4	13	2	.422	1	3	0-0	338	20	1	.997
Lindsay Schutzler	.329	70-69	219	41	72	6	1	0	18	80	.365	19	0	39	0	.381	1	7	16-24	72	78	12	.926
Sarah Fekete	.322	70-70	180	41	58	2	2	0	8	64	.356	11	4	17	0	.374	0	17	20-23	64	3	1	.985
Katherine Card	.317	69-50	145	23	46	13	1	0	19	61	.421	9	4	22	0	.366	3	3	1-2	42	4	1	.979
Angela Brewer	.281	68-65	185	26	52	13	0	8	49	89	.481	23	4	29	1	.369	2	4	0-0	246	23	0	1.000
Amber Rhinehart	.277	71-71	202	24	56	11	1	10	48	99	.490	24	9	22	2	.376	2	3	0-0	67	6	1	.986
Stacey Jennings	.259	60-54	147	20	38	5	1	0	18	45	.306	8	4	21	3	.314	0	3	2-3	31	21	2	.963
Mandie Fishback	.225	61-61	102	13	23	2	0	3	13	34	.333	5	1	12	1	.264	2	4	0-0	152	75	5	.978

Christy Anch	.300	7-1	10	2	3	1	0	0	2	4	.400	0	0	2	0	.300	0	1	0-0	0	2	0	1.000
Ashley Cline	.288	54-20	59	18	17	4	0	0	6	21	.356	1	5	19	0	.354	0	6	2-2	20	3	0	1.000
Monica Abbott	.250	27-20	52	3	13	3	0	0	10	16	.308	8	2	10	0	.365	1	3	0-0	12	37	5	.907
Ellisha Humphrey	.224	61-20	49	18	11	0	1	0	3	13	.265	2	0	6	0	.255	0	1	2-3	12	1	1	.929
Brittany Bessho	.217	46-31	69	6	15	3	0	0	6	18	.261	3	0	14	1	.250	0	0	0-0	348	9	3	.992
Danielle Arriaga	.167	25-9	36	2	6	1	0	1	4	10	.278	2	0	6	0	.211	0	0	0-0	8	17	3	.893
India Chiles	.125	50-1	8	21	1	1	0	0	1	2	.250	2	0	4	0	.300	0	0	5-8	0	1	0	1.000
Marissa Monroe	.000	16-0	1	6	0	0	0	0	0	0	.000	0	0	1	0	.000	0	0	0-0	0	0	0	.000
Kim Anders	.000	39-1	4	6	0	0	0	0	0	0	.000	1	1	2	0	.333	0	1	0-0	6	7	0	1.000
Team Totals	.294	71-71	1855	309	545	92	7	25	275	726	.391163	40	253	12	.361	15	65	50-67	1458	404	42	.978	
Opponents	.166	71-71	1692	129	581	33	4	23	113	391	.231101	44	681	2	.331	15	46	39-50	1389	638	88	.958	

Player	ERA	W-L	APP	GS	CG	SHO	SV	IP	H	R	ER	BB	SO	2B	3B	HR	BFB	AVG	WP	HBP	SFA	SHA	BK
Monica Abbott	1.03	45-10	59	47	44	24/4	4	352.0	165	72	52	57	582	19	2	14	1320	.138	9	39	3	26	0
Stacey Jennings	2.15	10-6	26	24	11	5/4	0	130.1	111	48	40	43	98	14	2	7	550	.230	10	4	1	20	0
Christy Anch	9.55	0-0	2	0	0	0/0	0	3.2	5	5	5	1	1	0	0	2	18	.313	0	1	0	0	0
Team Totals	1.40	55-16	71	71	55	33/4	4	4486.0	281	125	97	101	681	33	4	23	1888	.166	19	44	4	46	0
Opponents	3.79	16-55	71	71	41	4/0	0	2463.0	545	309	251	163	253	92	7	25	2138	.294	26	40	15	65	3

2005 Statistics

Player	AVG	GP-GS	AB	R	H	2B	3B	HR	RBI	TB	SLG%	BB	HBP	SO	GDP	OB%	SF	SH	SB-ATT	PO	A	E	FLD%
Sarah Fekete	.414	68-67	191	49	79	4	1	0	11	85	.445	18	1	25	1	.467	0	20	30-37	32	1	1	.971
Lindsay Schutzler	.396	82-82	270	72	107	15	6	7	44	155	.574	28	2	46	0	.455	1	2	36-41	95	104	9	.957
Kristi Durant	.387	82-82	238	34	92	11	3	7	77	130	.546	34	3	12	3	.464	3	6	0-0	53	102	5	.969
India Chiles	.353	76-55	136	31	48	1	0	0	2	49	.360	5	1	27	0	.380	0	7	17-18	18	1	2	.905
Katherine Card	.312	77-73	218	27	68	13	2	8	48	109	.500	10	0	27	0	.341	1	1	2-4	80	9	3	.967
Tonya Callahan	.300	82-81	213	37	64	10	0	11	46	107	.502	16	8	24	2	.365	4	5	0-0	359	23	2	.995
Shannon Doepping	.274	71-70	197	18	54	10	0	7	42	85	.431	11	3	33	1	.318	3	8	0-0	609	23	2	.997
Stacey Jennings	.269	80-79	212	29	57	8	0	4	30	77	.363	17	2	44	1	.329	0	5	18-23	46	9	2	.965
Brittany Bessho	.236	64-33	123	9	29	4	1	0	15	35	.285	11	0	20	1	.299	0	1	0-0	195	7	0	1.000
Ashley Cline	.213	70-59	136	29	29	5	1	3	19	45	.331	20	4	36	0	.331	0	6	10-10	77	38	4	.966

LaDonna Oliver	.429	60-0	7	17	3	0	0	0	0	3	.429	2	0	0	0	.556	0	0	2-3	3	0	0	1.000
Caitlin Ryan	.333	19-0	9	9	3	0	0	0	2	3	.333	3	0	4	0	.500	0	0	0-0	0	2	0	1.000
Natalie Brock	.303	47-11	66	8	20	3	0	1	12	26	.394	7	1	11	0	.378	0	0	0-0	0	0	0	.000
Monica Abbott	.227	10-8	22	2	5	0	0	1	5	8	.364	1	0	7	2	.261	0	2	0-0	16	53	3	.958
Kortney Bell	.181	56-26	72	18	13	2	0	3	13	24	.333	16	0	37	1	.326	1	0	3-4	6	2	0	1.000
Kenora Posey	.113	53-20	62	15	7	0	0	0	7	.113	1	0	13	0	.127	0	3	9-13	50	25	3	.962	
Team Totals	.312	82-82	2172	404	678	86	14	52	366	948	.436	200	25	366	12	.375	13	66	127-153	1641	409	38	.982
Opponents	.138	82-82	1857	82	257	41	2	26	70	380	.205	90	36	787	6	.193	3	28	26-46	1560	690	97	.959

Player	ERA	W-L	APP	GS	CG	SHO	SV	IP	H	R	ER	BB	SO	2B	3B	HR	BFB	AVG	WP	HBP	SFA	SHA	BK
Monica Abbott	0.52	50-9	69	56	47	34/8	3	392.0	162	37	29	45	603	23	0	15	1407	.124	5	34	1	19	0
Stacey Jennings	0.94	3-0	10	2	1	1/3	0	29.2	22	8	4	9	25	5	0	1	122	.198	2	0	0	2	0
Megan Rhodes	1.62	14-6	30	24	10	8/5	0	125.1	73	37	29	36	159	13	2	10	485	.167	3	2	2	7	0
Team Totals	0.79	67-15	82	82	58	51/8	3	547.0	257	82	62	90	787	41	2	26	2014	.138	10	36	3	28	0
Opponents	4.04	15-67	82	82	48	3/1	1	1520.0	678	404	300	200	366	86	14	52	2476	.312	38	25	13	66	0

2006 Statistics

Player	AVG	GP-GS	AB	R	H	2B	3B	HR	RBI	TB	SLG%	BB	HBP	SO	GDP	OB%	SF	SH	SB-ATT	PO	A	E	FLD%
Sarah Fekete	.500	72-71	220	61	110	8	1	0	34	120	.545	21	5	23	0	.553	0	13	22-32	41	0	0	1.000
India Chiles	.437	65-56	151	48	66	5	0	0	10	71	.470	8	1	29	0	.469	0	8	19-22	22	1	0	1.000
Lindsay Schutzler	.409	73-72	230	72	94	8	8	2	41	124	.539	25	6	34	0	.479	0	5	29-34	84	68	16	.905
Kristi Durant	.393	55-55	168	20	66	11	0	1	51	80	.476	14	0	9	1	.430	4	4	1-1	118	9	0	1.000
Tonya Callahan	.365	70-70	200	36	73	14	0	13	73	126	.630	37	7	22	0	.472	4	2	1-1	287	21	3	.990
Katherine Card	.289	72-69	204	32	59	11	1	7	50	93	.456	7	0	43	0	.300	9	4	2-2	56	3	1	.983
Jennifer Griffin	.279	69-67	165	34	46	10	0	10	38	86	.521	27	0	42	0	.372	4	3	7-7	46	74	3	.976
Liane Horiuchi	.273	71-68	150	33	41	3	0	3	15	53	.353	19	18	41	0	.415	1	9	9-12	101	53	8	.951
Shannon Doepping	.236	65-62	148	12	35	5	1	1	24	45	.304	11	2	32	1	.289	5	6	0-0	567	20	0	1.000

Danielle Pieroni	.258	34-19	62	5	16	4	1	0	9	22	.355	3	1	15	0	.303	0	0	2-3	13	2	1	.938
Natalie Brock	.254	57-11	71	6	18	1	0	1	15	22	.310	15	0	15	1	.379	1	0	0-0	0	0	0	.000
Lillian Hammond	.250	48-0	8	20	2	0	0	0	0	2	.250	0	0	3	0	.250	0	0	8-9	4	0	0	1.000
Kenora Posey	.247	58-22	73	20	18	0	0	0	0	18	.247	2	0	16	0	.267	0	1	12-12	40	22	4	.939
Sarah Vaughn	.241	47-14	54	16	13	3	0	3	8	25	.463	8	0	15	0	.339	0	1	3-4	12	0	0	1.000
Kortney Bell	.200	18-1	15	3	3	1	0	1	3	7	.467	3	0	7	0	.333	0	0	0-0	3	5	1	.889
Alicia Brown	.200	58-0	5	17	1	0	0	0	0	1	2.000	0	0	2	0	.200	0	0	4-6	0	0	0	.000
Caitlin Ryan	.077	18-0	13	2	1	0	0	1	3	4	.308	0	0	6	0	.077	0	0	0-0	1	0	0	1.000
Team Totals	.342	73-73	1937	437	662	84	12	43	374	899	.464	200	40	354	3	409	28	56	119-145	1407	334	41	.977
Opponents	.160	73-73	1634	98	262	33	1	29	92	384	.235	81	36	682	2	.216	3	31	31-47	1337	553	107	.946

Player	ERA	W-L	APP	GS	CG	SHO	SV	IP	H	R	ER	BB	SO	2B	3B	HR	BF	BAVG	WP	HBP	SFA	SHA	BK
Monica Abbott	0.95	44-10	62	51	42	25/7	4	345.2	186	64	47	48	531	20	1	19	1299	.155	6	24	0	24	3
Megan Rhodes	1.40	17-2	30	21	8	4/7	0	120.0	69	29	24	30	148	12	0	8	464	.167	2	12	2	6	1
Danielle Pieroni	8.40	0-0	4	1	0	0/2	0	3.1	7	5	4	3	3	1	0	2	22	.412	1	0	1	1	0
Team Totals	1.12	61-12	73	73	50	37/8	4	469.0	262	98	75	81	682	33	1	29	1785	.160	9	36	3	31	4
Opponents	5.31	12-61	73	73	32	4/0	3	445.2	662	437	338	200	354	84	12	43	2262	.342	39	40	28	56	2

2007 Statistics

Player	AVG	GP-GS	AB	R	H	2B	3B	HR	RBI	TB	SLG%	BB	HBP	SO	GDP	OB%	SF	SH	SB-ATT	PO	A	E	FLD%
India Chiles	.459	65-64	194	57	89	4	2	0	16	97	.500	15	3	20	0	.502	1	5	44-46	15	3	1	.947
Lillian Hammond	.414	58-22	58	30	24	2	0	0	7	26	.448	5	1	13	0	.469	0	5	14-15	1	0	1	.500
Lindsay Schutzler	.392	71-71	227	56	89	9	5	4	49	120	.529	29	1	33	1	.461	1	1	39-47	30	1	1	.969
Tonya Callahan	.385	71-71	192	31	74	16	1	11	60	125	.651	39	5	16	2	.488	6	2	2-2	188	35	3	.987
Tiffany Huff	.339	61-61	183	24	62	11	1	6	58	93	.508	19	3	37	0	.408	1	6	7-7	239	8	0	1.000
Jennifer Griffin	.306	43-40	98	15	30	5	0	3	16	44	.449	16	3	27	0	.415	1	1	7-7	20	41	1	.984
Alexia Clay	.297	59-33	118	12	35	5	0	4	22	52	.441	10	2	20	3	.359	1	1	0-0	1	0	0	1.000
Shannon Doepping	.278	67-61	162	21	45	8	2	6	28	75	.463	20	3	15	2	.364	2	7	0-0	722	23	2	.997
Kenora Posey	.272	69-59	125	33	34	0	1	0	4	36	.288	11	4	15	0	.350	0	11	29-32	76	31	4	.964
Liane Horiuchi	.199	71-66	136	31	27	2	1	2	12	37	.272	19	7	26	0	.327	0	7	14-17	61	70	1	.992

Nicole Kajitani	.236	57-25	72	17	17	4	0	1	9	24	.333	8	1	9	1	.321	0	3	8-9	31	16	3	.940
Anita Manuma	.234	47-27	77	8	18	4	0	2	7	28	.364	13	0	20	0	.344	0	0	0-0	3	7	1	.909
Allison Fulmer	.231	30-2	26	0	6	0	0	0	3	6	.231	7	0	7	0	.394	0	0	0-0	0	0	0	.000
Erinn Webb	.208	58-26	96	11	20	4	0	0	14	24	.250	5	4	24	0	.274	1	1	4-4	11	0	0	1.000
Danielle Pieroni	.189	41-11	53	5	10	2	0	1	9	15	.283	6	0	16	0	.267	1	1	0-0	4	0	1	.800
Caitlin Ryan	.182	33-0	11	12	2	0	0	0	1	2	.182	1	0	4	0	.250	0	0	0-0	0	0	0	.000
Megan Rhodes	.000	1-0	0	0	0	0	0	0	0	0	.000	0	0	0	0	.000	0	0	0-0	3	7	0	1.000
Team Totals	.318	71-71	1828	363	582	76	13	40	315	804	.440	223	37	302	9	400	15	51	168-186	1410	268	21	.988
Opponents	.125	71-71	1581	63	197	13	0	26	59	288	.182	88	22	910	5	.181	2	15	15-27	1307	543	92	.953

Player	ERA	W-L	APP	GS	CG	SHO	SV	IP	H	R	ER	BB	SO	2B	3B	HR	BF	BAVG	WP	HBP	SFA	SHA	BK
Monica Abbott	0.68	50-5	63	52	45	29/7	5	358.1	136	36	35	63	724	7	0	14	1284	.114	6	15	2	11	4
Megan Rhodes	1.50	13-3	26	19	8	5/7	1	111.2	61	27	24	25	186	6	0	12	424	.157	4	7	0	4	0
Team Totals	0.88	63-8	71	71	53	41/7	6	470.0	197	63	59	88	910	13	0	26	1708	.125	10	22	2	15	4
Opponents	4.35	8-63	71	71	37	4/1	1	435.2	582	363	271	223	302	76	13	40	2154	.318	35	37	15	51	0

2008 Statistics

Player	AVG	GP-GS	AB	R	H	2B	3B	HR	RBI	TB	SLG%	BB	HBP	SOG	DP	OB%	SF	SH	SB-ATT	PO	A	E	FLD%
Tonya Callahan	.465	66-66	157	40	73	9	2	16	62	134	.854	62	10	10	0	.630	1	5	3-3	77	154	5	.979
Kenora Posey	.362	66-66	177	50	64	0	1	0	4	66	.373	23	3	24	0	.441	1	3	44-50	115	90	9	.958
Lillian Hammond	.349	63-57	169	46	59	3	0	1	10	65	.385	10	3	33	0	.396	0	3	23-24	55	0	0	1.000
Shannon Doeppking	.315	63-63	165	20	52	13	0	4	47	77	.467	43	2	15	3	.455	3	7	1-1	268	25	1	.997
Erinn Webb	.314	66-66	185	36	58	14	6	10	43	114	.616	17	3	36	0	.375	3	2	13-16	50	5	3	.948
Tiffany Huff	.313	66-66	176	28	55	18	0	3	50	82	.466	44	1	26	0	.452	0	5	3-3	238	16	4	.984
Kelly Grieve	.305	53-32	105	28	32	3	1	0	7	37	.352	9	1	27	0	.365	0	1	18-22	20	11	2	.939
Jen Lapicki	.283	64-63	173	27	49	11	1	6	43	80	.462	20	3	36	1	.365	1	4	0-1	316	16	4	.988
Chandra Mogan	.273	54-41	110	18	30	1	1	0	15	33	.300	8	0	12	0	.322	0	11	5-5	32	16	2	.960

Kelsey Stander	.571	54-2	7	17	4	0	0	0	1	4	.571	0	0	0	0	.571	0	3	11-11	0	0	0	.000
Danielle Pieroni	.213	46-24	75	5	16	2	1	0	11	20	.267	7	0	21	0	.280	0	1	0-0	32	7	0	1.000
Anita Manuma	.200	37-24	70	8	14	2	0	2	12	22	.314	5	0	19	0	.253	0	0	0-0	18	2	1	.952
Nicole Kajitani	.191	64-23	89	16	17	4	0	1	8	24	.270	10	2	11	0	.284	1	5	5-6	80	54	4	.971
Allison Fulmer	.167	22-0	18	1	3	0	0	0	4	3	.167	7	0	7	0	.400	0	0	0-0	5	0	0	1.000
Natalee Weissinger	.125	49-0	8	14	1	0	0	0	2	1	.125	1	0	2	0	.200	1	0	2-3	1	1	0	1.000
Ashton Ward	.000	1-1	2	0	0	0	0	0	0	0	.000	0	0	0	0	.000	0	0	0-0	1	33	2	.944
Caitlin Ryan	.000	20-1	17	1	0	0	0	0	2	0	.000	2	0	8	0	.105	0	0	0-0	0	0	0	.000
Team Totals	.309	66-66	1703	355	527	80	13	43	321	762	.447	268	28	287	4	4.009	11	50	128-145	1311	446	39	.978
Opponents	.189	66-66	1567	145	296	50	1	30	135	438	.280	164	27	431	1	1.276	9	30	24-32	1231	526	87	.953

Player	ERA	W-L	APP	GS	CG	SHO	SV	IP	H	R	ER	BB	SO	2B	3B	HR	BFB	AVG	WP	HBP	SFA	SHA	BK
Ashton Ward	1.88	27-5	51	33	14	6/7	3	204.1	147	65	55	52	187	25	0	15	821	.195	15	3	0	11	4
Megan Rhodes	2.20	23-11	49	32	11	2/8	5	213.1	131	71	67	102	233	19	1	15	890	.177	10	24	8	17	0
Danielle Pieroni	2.90	0-0	10	1	0	0/3	0	19.1	18	9	8	10	11	6	0	0	86	.247	4	0	1	2	0
Team Totals	2.08	50-16	66	66	25	17/9	8	437.0	296	145	130	164	431	50	1	30	1797	.189	29	27	9	30	4
Opponents	4.88	16-50	66	66	30	5/0	1	410.1	527	355	286	268	287	80	13	43	2060	.309	38	28	11	50	4

2009 Statistics

Player	AVG	GP-GS	AB	R	H	2B	3B	HR	RBI	TB	SLG%	BB	HBP	SOG	DP	OB%	SF	SH	SB	ATT	PO	A	E	FLD%
Tiffany Huff	.399	59-59	158	48	63	13	1	8	67	102	.646	43	1	9	0	.522	3	8	11-13	359	20	4	.990	
Kelly Grieve	.393	58-57	201	48	79	4	4	0	23	91	.453	9	1	37	0	.422	0	6	39-42	63	3	3	.957	
Jessica Spigner	.322	59-59	177	34	57	14	0	14	48	113	.638	27	3	40	0	.418	1	2	0-0	37	148	10	.949	
Lillian Hammond	.309	59-57	175	40	54	5	1	0	9	61	.349	5	7	29	0	.353	0	7	27-29	62	2	2	.970	
Ashley Andrews	.299	59-59	147	22	44	3	3	0	7	53	.361	9	3	34	0	.352	0	4	8-11	85	143	10	.958	
Jen Lapicki	.286	59-59	161	21	46	8	1	5	28	71	.441	18	2	27	1	.361	2	3	2-2	377	16	1	.997	
Erinn Webb	.274	58-58	168	27	46	13	5	6	35	87	.518	17	5	27	0	.356	1	2	10-12	74	32	3	.972	
Nicole Kajitani	.256	56-37	121	22	31	4	2	4	21	51	.421	10	3	18	0	.328	0	5	11-13	67	43	3	.973	
Shelby Burchell	.256	56-52	129	18	33	3	0	5	25	51	.395	16	3	38	0	.351	0	7	2-3	17	1	0	1.000	

Holly Baker	.333	35-0	3	11	1	0	0	0	0	1	.333	0	0	0	0	.333	0	0	5-6	1	0	0	1.000	
Ashton Ward	.278	15-4	18	4	5	4	0	0	5	9	.500	3	0	4	0	.381	0	0	0-0	1	11	0	1.000	
Dee Dee Fryer	.200	19-15	40	5	8	1	0	2	5	15	.375	7	0	18	0	.319	0	0	2-2	0	0	0	.000	
Danielle Pieroni	.169	37-17	59	3	10	0	0	0	6	10	.169	4	0	20	0	.222	0	1	0-0	15	14	1	.967	
Natalee Weissinger	.095	31-1	21	6	2	1	0	0	1	3	.143	1	1	5	0	.174	0	2	0-0	10	11	0	1.000	
Amanda Poppleton	.000	7-0	0	2	0	0	0	0	0	0	.000	0	0	0	0	.000	0	0	1-1	0	0	0	.000	
Cat Hosfield	.000	3-3	0	0	0	0	0	0	0	0	.000	0	0	0	0	.000	0	0	0-0	2	50	1	.981	
Team Totals	.304	59-59	1578	311	479	73	17	44	280	718	.455	169	29	306	1	1.380	7	47	118-134	1170	494	38	.978	
Opponents	.230	59-59	1471	181	338	52	1	45	162	527	.358	148	25	308	1	1.310	7	37	37-40	1134	464	74	.956	

Player	ERA	W-L	APP	GS	CG	SHO	SV	IP	H	R	ER	BB	SO	2B	3B	HR	BFB	AVG	WP	HBP	SFA	SHA	BK
Danielle Pieroni	2.09	8-3	23	7	1	1/3	1	57.0	43	21	17	19	38	4	0	3	232	.216	3	6	1	7	2
Cat Hosfield	2.67	28-13	54	43	20	6/5	2	257.1	217	114	98	103	221	37	1	31	1122	.222	15	18	4	20	0
Ashton Ward	2.93	3-2	24	9	0	0/4	0	59.2	61	31	25	20	42	7	0	8	262	.263	7	0	1	9	1
Jessica Spigner	5.25	1-0	6	0	0	0/0	0	16.0	17	15	12	6	7	4	0	3	72	.270	0	1	1	1	0
Team Totals	2.73	40-18	59	59	22	13/6	3	390.0	338	181	152	148	308	52	1	45	1688	.230	25	25	7	37	3
Opponents	4.91	18-40	59	59	29	4/1	0	378.0	479	311	265	169	306	73	17	44	1830	.304	25	29	7	47	1

2010 Statistics

Player	AVG	GP-GS	AB	R	H	2B	3B	HR	RBI	TB	SLG%	BB	HBP	SO	GDPOB%	SF	SH	SB-ATT	PO	A	E	FLD%	
Raven Chavanne	.455	64-64	209	64	95	5	5	3	26	119	.569	21	3	20	0	.511	0	3	37-43	54	9	3	.955
Kat Dotson	.391	62-62	169	54	66	5	3	3	37	86	.509	31	9	31	0	.495	5	2	29-34	29	6	2	.946
Kelly Grieve	.373	64-64	209	59	78	12	3	3	30	105	.502	17	3	37	0	.424	2	7	26-32	55	5	2	.968
Jessica Spigner	.350	60-60	163	34	57	14	0	8	58	95	.583	34	7	31	1	.469	5	2	1-1	55	113	8	.955
Tiffany Huff	.312	64-64	173	40	54	8	0	7	45	83	.480	46	2	31	0	.455	3	3	6-8	413	20	6	.986
Lauren Gibson	.297	58-51	138	23	41	8	2	6	39	71	.514	18	6	43	0	.396	2	2	3-4	58	50	0	1.000
Nicole Kajitani	.240	56-37	104	19	25	3	2	3	22	41	.394	23	2	25	1	.385	1	1	5-7	24	28	5	.912
Erinn Webb	.228	62-58	158	26	36	9	1	9	34	74	.468	20	5	43	0	.330	2	2	3-3	352	14	0	1.000
Ashley Andrews	.213	62-58	122	27	26	4	3	4	20	48	.393	24	3	32	0	.353	1	6	5-6	99	118	10	.956

Morgan Fowler	.333	6-0	6	0	2	1	0	0	1	3	.500	0	0	3	0	.333	0	0	0-0	0	0	0	.000
Leah Taylor	.333	42-0	3	13	1	0	0	0	1	1	.333	0	0	2	0	.333	0	0	4-4	0	0	0	.000
Whitney Hammond	.318	34-2	22	12	7	0	0	0	1	7	.318	3	1	10	0	.423	0	0	3-4	1	0	0	1.000
Melissa Brown	.286	49-21	63	16	18	5	0	0	5	23	.365	4	2	9	1	.343	1	0	1-1	37	48	6	.934
Shelby Burchell	.264	48-31	87	16	23	2	0	4	23	37	.425	16	3	22	1	.389	2	2	0-1	23	0	0	1.000
Megan Givens	.208	45-24	24	3	5	3	0	0	5	8	.333	1	1	6	0	.269	0	0	0-0	15	0	0	1.000
Cat Hosfield	.143	50-26	7	0	1	0	0	0	0	1	.143	0	0	1	0	.143	0	0	0-0	5	45	0	1.000
Holly Baker	.071	53-0	14	3	1	0	0	1	2	4	.286	0	0	9	0	.071	0	0	0-0	11	1	0	1.000
Andi Williamson	.000	3-0	0	0	0	0	0	0	0	0	.000	0	0	0	0	.000	0	0	0-0	0	0	0	.000
Ivy Renfroe	.000	57-40	0	0	0	0	0	0	0	0	.000	0	0	0	0	.000	0	0	0-0	7	45	4	.929
Team Totals	.321	64-64	1671	409	536	79	19	51	349	806	.482	258	47	355	4	.421	24	30	123-148	1238	502	46	.974
Opponents	.242	64-64	1581	191	383	54	2	46	176	579	.366	149	45	374	12	.324	7	28	44-53	1180	425	92	.946

Player	ERA	W-L	APP	GS	CG	SHO	SV	IP	H	R	ER	BB	SO	2B	3B	HR	BF	BAVG	WP	HBP	SFA	SHA	BK
Andi Williamson	1.40	0-0	3	0	0	0/2	0	5.0	3	1	1	4	5	0	0	0	21	.200	0	0	1	1	0
Ivy Renfroe	2.41	31-6	56	39	15	6/3	5	232.1	202	94	80	79	235	36	0	22	1010	.228	9	27	3	16	0
Cat Hosfield	3.27	17-8	48	25	6	2/3	4	171.1	172	92	80	62	130	18	2	24	757	.259	13	18	3	11	1
Jessica Spigner	5.25	1-1	5	0	0	0/1	1	4.0	6	4	3	4	4	0	0	0	22	.333	1	0	0	0	0
Team Totals	2.78	49-15	64	64	21	12/4	10	412.2	383	191	164	149	374	54	2	46	1810	.242	23	45	7	28	1
Opponents	6.03	15-49	64	64	19	3/1	0	393.1	536	409	339	258	355	79	19	51	2030	.321	61	47	24	30	13

2011 Statistics

Player	AVG	GP-GS	AB	R	H	2B	3B	HR	RBI	TBSLG%	BB	HBP	SO	GDPOB%	SF	SH	SB-ATT	PO	A	E	FLD%		
Raven Chavanne	.455	61-61	198	66	90	6	2	3	32	109	.551	27	4	24	0	.526	1	4	33-36	38	42	1	.988
Lauren Gibson	.420	61-61	174	43	73	13	3	8	63	116	.667	29	9	31	1	.521	1	0	12-12	80	78	6	.963
Kat Dotson	.401	59-59	182	54	73	8	4	10	64	119	.654	22	8	40	1	.481	2	3	26-31	18	4	2	.917
Kelly Grieve	.376	61-61	202	48	76	9	4	5	37	108	.535	14	4	26	1	.422	3	8	21-27	44	6	0	1.000
Shelby Burchell	.325	61-61	166	37	54	6	1	15	54	107	.645	36	3	35	1	.454	0	3	1-1	347	9	5	.986
Jessica Spigner	.325	57-56	154	36	50	12	0	16	53	110	.714	28	4	27	0	.432	4	0	0-0	33	81	4	.966
Madison Shipman	.292	58-54	137	28	40	8	0	5	27	63	.460	13	0	18	0	.351	1	6	8-10	64	86	11	.932
Ashley Andrews	.232	61-55	112	30	26	2	1	1	19	33	.295	17	0	31	0	.331	1	9	9-13	408	38	1	.998

Whitney Hammond	.367	38-6	30	16	11	1	0	0	0	12	.400	5	0	10	0	.457	0	0	2-4	3	0	1	.750
Melissa Davin	.306	43-31	85	17	26	2	1	3	17	39	.459	9	1	9	1	.375	1	2	3-3	63	8	2	.973
Melissa Brown	.292	35-11	48	6	14	2	0	1	11	19	.396	5	2	5	0	.382	0	1	2-2	9	16	4	.862
Ashley Holmes	.250	11-0	8	0	2	0	0	0	0	2	.250	3	0	2	0	.455	0	0	0-0	0	0	0	.000
Morgan Fowler	.250	6-0	4	2	1	0	0	1	2	4	1.000	1	0	1	0	.400	0	0	0-0	0	0	0	.000
Chelsea O'Connor	.242	48-19	66	9	16	2	0	1	8	21	.318	6	1	15	3	.315	0	2	1-1	18	1	1	.950
Kourtney Thomas	.231	8-4	13	1	3	1	0	0	0	4	.308	2	0	2	0	.333	0	0	0-0	22	0	0	1.000
Tory Lewis	.219	43-10	32	18	7	1	0	0	1	8	.250	5	0	11	0	.324	0	0	9-12	12	0	1	.923
Cat Hosfield	.000	2-0	1	0	0	0	0	0	0	0	.000	1	0	1	0	.500	0	0	0-0	0	6	0	1.000
Holly Baker	.000	47-0	3	8	0	0	0	0	0	0	.000	0	0	0	0	.000	0	0	4-4	8	0	0	1.000
Team Totals	.348	61-61	1615	419	562	73	16	69	388	874	.541	223	36	288	8	.435	14	38	131-156	1175	440	43	.974
Opponents	.209	61-61	1439	128	301	42	2	25	117	422	.293	134	31	440	6	.290	2	29	24-36	1118	426	74	.954

Player	ERA	W-L	APP	GS	CG	SHO	SV	IP	H	R	ER	BB	SO	2B	3B	HR	BF	BAVG	WP	HBP	SFA	SHA	BK
Ellen Renfroe	1.50	26-7	45	27	17	7/3	1	201.0	142	52	43	66	259	25	2	12	820	.194	12	9	0	12	0
Ivy Renfroe	2.07	19-4	37	25	11	7/2	3	152.1	119	57	45	61	157	9	0	12	646	.214	3	15	1	14	0
Cat Hosfield	2.92	4-1	16	9	2	2/2	0	38.1	40	19	16	7	24	8	0	1	169	.265	3	7	1	3	1
Team Totals	1.86	49-12	61	61	30	19/3	4	391.2	301	128	104	134	440	42	2	25	1635	.209	18	31	2	29	1
Opponents	6.61	12-49	61	61	13	2/1	0	372.2	562	419	353	223	288	73	16	69	1927	.348	28	36	14	38	2

2012 Statistics

Player	AVG	GP-GS	AB	R	H	2B	3B	HR	RBI	TB	SLG%	BB	HBP	SO	OB%	SF	SH	SB-ATT	PO	A	E	FLD%	
Raven Chavanne	.422	57-57	187	44	79	3	3	0	16	88	.471	22	1	6	0	.483	1	9	32-35	41	135	9	.951
Kat Dotson	.350	62-61	183	28	64	5	1	0	19	71	.388	18	13	31	0	.438	3	5	15-18	29	1	1	.968
Lauren Gibson	.314	66-66	185	54	58	7	0	13	46	104	.562	45	5	20	2	.456	2	5	16-20	99	89	2	.989
Madison Shipman	.311	66-66	212	41	66	11	2	10	63	111	.524	23	0	22	1	.369	6	1	21-25	87	96	5	.973
Tory Lewis	.288	62-52	132	22	38	5	3	0	5	49	.371	9	0	35	0	.331	1	7	7-7	59	3	1	.984
Melissa Davin	.280	56-45	107	19	30	2	1	8	29	58	.542	16	3	32	0	.389	0	0	5-6	28	2	0	1.000
Shelby Burchell	.276	65-61	156	21	43	13	1	3	34	67	.429	31	10	31	3	.426	0	3	1-1	13	0	1	.929
Melissa Brown	.275	65-62	182	24	50	11	0	5	33	76	.418	13	4	19	1	.335	1	5	1-1	328	19	1	.997
Ashley Andrews	.243	62-61	140	28	34	2	0	1	9	39	.279	17	2	23	0	.333	0	11	8-9	386	34	2	.995
Cheyenne Tarango	.178	55-33	101	8	18	5	0	2	11	29	.287	17	4	24	2	.317	1	2	0-0	69	2	1	.986

Morgan Fowler	1.000	4-0	3	0	3	1	0	0	2	4	1.333	0	0	0	0	1.000	0	0	0-0	0	0	0	.000
H. Trainer	.500	34-0	2	5	1	0	0	0	0	1	.500	0	1	0	0	.667	0	0	4-4	0	0	0	.000
Holly Baker	.379	64-0	29	12	11	0	1	1	3	16	.552	5	0	7	0	.471	0	2	3-3	29	1	0	1.000
Cat Hosfield	.259	27-5	27	7	7	1	0	1	6	11	.407	6	0	9	0	.394	0	0	0-1	19	1	0	1.000
Whitney Hammond	.194	42-7	36	10	7	1	0	0	3	8	.222	2	1	10	0	.256	0	2	2-2	11	0	1	.917
Hannah Akamine	.163	35-18	49	2	8	1	0	1	11	12	.245	5	10	10	0	.348	2	0	0-0	127	7	1	.993
Team Totals	.299	66-66	1731	325	517	68	12	45	290	744	.430	229	54	279	9	.394	17	52	115-132	1345	449	32	.982
Opponents	.185	66-66	1592	111	294	39	3	26	100	417	.262	132	29	483	12	.259	4	28	41-55	1275	517	63	.966

Player	ERA	W-L	APP	GS	CG	SHO	SV	IP	H	R	ER	BB	SO	2B	3B	HR	BFB	AVG	WP	HBP	SFA	SHA	BK
Ellen Renfroe	1.24	27-5	47	36	23	15/2	4	231.0	145	47	41	76	280	17	3	13	911	.179	16	6	1	15	0
Ivy Renfroe	1.80	25-9	42	30	17	9/2	3	214.1	146	59	55	50	197	22	0	12	856	.190	8	23	3	13	0
Cheyenne Tarango	11.67	0-0	3	0	0	0/0	0	3.0	3	5	5	6	6	0	0	1	19	.231	1	0	0	0	0
Team Totals	1.58	52-14	66	66	40	26/2	7	448.1	294	111	101	132	483	39	3	26	1786	.185	25	29	4	28	0
Opponents	4.41	14-52	66	66	30	3/1	4	425.0	517	325	268	229	279	68	12	45	2085	.299	33	54	17	52	9

2013 Statistics

Player	AVG	GP-GS	AB	R	H	2B	3B	HR	RBI	TB	SLG%	BB	HBP	SO	OB%	SF	SH	SB-ATT	PO	A	E	FLD%	
Raven Chavanne	.435	64-64	209	70	91	5	1	7	33	119	.569	31	1	17	0	.508	1	8	41-42	60	143	10	.953
Lauren Gibson	.401	64-64	182	68	73	14	1	19	68	146	.802	45	10	17	1	.538	1	2	15-17	100	84	6	.968
Madison Shipman	.367	64-64	210	52	77	20	0	11	63	130	.619	23	3	23	0	.429	4	0	16-21	68	97	6	.965
Kat Dotson	.333	63-63	180	49	60	11	5	5	45	96	.533	28	4	27	0	.426	4	5	20-22	27	1	0	1.000
Melissa Davin	.294	53-48	143	30	42	5	3	5	24	68	.476	17	0	18	0	.366	1	1	10-12	143	7	4	.974
Cheyenne Tarango	.286	63-62	175	28	50	7	0	10	51	87	.497	25	13	45	1	.404	5	1	0-0	167	8	6	.967
Hannah Akamine	.285	60-53	130	20	37	3	0	3	19	49	.377	17	15	21	0	.423	1	4	0-0	390	32	2	.995
Melissa Brown	.254	64-60	173	21	44	7	3	1	38	60	.347	18	5	18	2	.338	2	7	0-0	177	12	2	.990

Ivy Renfroe	1.000	1-0	1	0	1	0	0	0	0	11.000	0	0	0	0	0	1.000	0	0	0-0	6	28	1	.971
Tory Lewis	.299	51-32	87	18	26	2	0	0	9	28	.322	6	0	17	0	.340	1	4	2-4	42	4	1	.979
Rainey Gaffin	.290	57-38	93	19	27	6	2	3	24	46	.495	23	1	27	0	.432	1	2	3-5	5	0	1	.833
Lexi Overstreet	.268	39-22	56	10	15	2	1	1	9	22	.393	6	2	12	0	.359	0	0	0-0	63	6	1	.986
Whitney Hammond	.219	38-11	32	12	7	0	1	0	2	9	.281	3	0	9	0	.286	0	0	3-4	3	0	0	1.000
Anna Renfroe	.143	11-0	7	1	1	0	0	0	1	1	.143	2	1	4	0	.400	0	0	0-0	1	0	0	1.000
Haley Tobler	.111	52-0	18	3	2	0	0	0	4	2	.111	2	0	7	0	.200	0	1	0-1	4	1	0	1.000
Jennifer Burroughs	.000	37-0	1	12	0	0	0	0	0	0	.000	0	0	0	0	.000	0	0	1-1	0	0	0	.000
Erin Gabriel	.000	2-0	1	0	0	0	0	0	0	0	.000	0	0	1	0	.000	0	0	0-0	0	1	1	.500
H. Trainer	.000	18-0	0	12	0	0	0	0	0	0	.000	0	0	0	0	.000	0	0	3-3	0	0	0	.000
Team Totals	.326	64-64	1698	425	553	82	17	65	390	864	.509	246	55	263	4	.423	21	35	114-132	1258	445	45	.974
Opponents	.193	64-64	1537	128	297	39	4	31	111	437	.284	147	30	440	4	.276	2	21	24-38	1202	470	62	.964

Player	ERA	W-L	APP	GS	CG	SHO	SV	IP	H	R	ER	BB	SO	2B	3B	HR	BFB	AVG	WP	HBP	SFA	SHA	BK
Cheyenne Tarango	1.44	6-1	13	6	4	3/1	0	39.0	28	9	8	17	33	5	0	3	160	.200	0	1	0	2	0
Ivy Renfroe	1.77	22-5	41	21	12	6/4	1	150.2	111	47	38	50	148	14	1	9	629	.201	13	14	1	13	1
Ellen Renfroe	1.85	19-5	38	29	14	7/3	3	200.2	135	59	53	72	221	16	3	17	826	.183	8	11	1	5	0
Erin Gabriel	2.66	5-1	9	8	2	1/2	0	29.0	23	13	11	8	38	4	0	2	123	.211	0	4	0	1	0
Team Totals	1.84	52-12	64	64	32	22/5	4	419.1	297	128	110	147	440	39	4	31	1738	.193	21	30	2	21	1
Opponents	6.31	12-52	64	64	24	4/1	1	400.2	553	425	361	246	263	82	17	65	2055	.326	25	55	21	35	5

2014 Statistics

Player	AVG	GP-GS	AB	R	H	2B	3B	HR	RBI	TB	SLG%	BB	HBP	SO	GDP	OB%	SF	SH	SB-ATT	PO	A	E	FLD%
Madison Shipman	.417	58-58	168	56	70	16	0	18	54	140	.833	46	3	8	1	.548	0	2	13-17	93	118	7	.968
Annie Aldrete	.361	58-55	166	37	60	14	2	19	65	135	.813	29	6	37	1	.470	1	1	1-1	195	15	2	.991
Melissa Davin	.331	58-58	181	50	60	12	1	14	41	116	.641	19	6	25	0	.405	4	0	5-7	39	1	4	.909
Haley Tobler	.323	55-39	124	31	40	5	0	3	17	54	.435	20	4	24	0	.430	1	3	2-4	52	20	3	.960
Rainey Gaffin	.311	45-44	106	24	33	3	3	2	15	48	.453	10	2	32	0	.381	0	2	12-13	22	25	1	.979
Taylor Koenig	.305	54-49	141	20	43	8	1	2	29	59	.418	10	9	31	0	.388	0	0	0-1	37	108	14	.912
Lexi Overstreet	.303	56-46	109	22	33	9	0	8	31	66	.606	27	5	30	0	.458	1	2	4-4	99	0	2	.980
Megan Geer	.297	58-58	182	51	54	10	2	6	33	86	.473	37	4	31	1	.426	0	1	19-20	67	51	6	.952
Cheyenne Tarango	.236	55-49	140	15	33	5	1	6	22	58	.414	18	14	26	5	.376	1	2	0-0	301	13	4	.987

Shaliyah Geathers	.313	35-24	67	16	21	3	1	0	8	26	.388	6	2	13	0	.387	0	0	2-4	3	0	1	.750
Hannah Akamine	.245	44-37	94	13	23	3	0	3	27	35	.372	17	7	12	0	.392	2	3	1-1	205	20	3	.987
Alley Perkins	.185	31-9	27	9	5	1	0	0	2	6	.222	1	1	6	0	.241	0	0	1-1	11	17	4	.875
Ellen Renfroe	.000	1-0	1	0	0	0	0	0	0	0	.000	0	0	1	0	.000	0	0	0-0	4	24	3	.903
Anna Renfroe	.000	14-1	8	0	0	0	0	0	0	0	.000	2	1	3	0	.273	0	1	0-0	1	0	0	1.000
Erin Gabriel	.000	5-2	3	0	0	0	0	0	0	0	.000	0	0	2	0	.000	0	0	0-0	0	8	0	1.000
Hannah Devotie	.000	45-0	1	12	0	0	0	0	0	0	.000	0	0	1	0	.000	0	0	1-2	1	0	0	1.000
Hannah McDonald	.000	3-0	0	1	0	0	0	0	0	0	.000	0	0	0	0	.000	0	0	0-0	0	0	0	.000
Jennifer Burroughs	.000	33-0	0	10	0	0	0	0	0	0	.000	0	0	0	0	.000	0	0	0-0	0	0	0	.000
Team Totals	.313	58-58	1518	367	475	89	11	81	344	829	.546	242	64	282	8	.426	10	17	61-75	1130	420	54	.966
Opponents	.209	58-58	1400	157	293	40	5	39	139	460	.329	135	25	382	7	.289	5	25	31-43	1075	371	50	.967

Player	ERA	W-L	APP	GS	CG	SHO	SV	IP	H	R	ER	BB	SO	2B	3B	HR	BF	BAVG	WP	HBP	SFA	SHA	BK
Rainey Gaffin	1.15	7-3	20	3	1	1/2	0	48.2	27	13	8	19	55	3	0	1	194	.156	7	1	0	1	0
Ellen Renfroe	2.02	30-8	45	37	30	12/3	4	239.1	179	85	69	71	245	22	4	23	991	.203	6	16	3	17	0
Erin Gabriel	3.24	5-0	24	13	2	2/1	0	58.1	48	35	27	29	60	7	0	10	256	.226	5	7	2	5	0
Cheyenne Tarango	4.85	4-1	12	5	0	0/1	0	30.1	39	24	21	16	22	8	1	5	153	.291	1	1	0	2	0
Team Totals	2.32	46-12	58	58	33	18/3	4	376.2	293	157	125	135	382	40	5	39	1594	.209	19	25	5	25	0
Opponents	6.45	12-46	58	58	23	2/0	2	358.1	475	367	330	242	282	89	11	81	1851	.313	26	64	10	17	8

GENERAL

2015 PREVIEW

STAFF

PLAYERS

OPPONENTS

2014 REVIEW

HISTORY & RECORDS





NATIONAL STATISTICAL RANKINGS

INDIVIDUAL STATISTICS

BATTING AVERAGE (TOP 50)

Year	Rank	Player	Stat
1996	27.	Bridget Jackson	.427
1999	43.	Lisa Warren	.403
2003	20.	Kristi Durant	.424
2005	20.	Sarah Fekete	.414
2005	45.	Lindsay Schutzler	.395
2006	1.	Sarah Fekete	.500
2006	9.	India Chiles	.437
2006	32.	Lindsay Schutzler	.409
2007	4.	India Chiles	.459
2008	4.	Tonya Callahan	.465
2010	17.	Raven Chavanne	.455
2011	7.	Raven Chavanne	.455
2011	35.	Lauren Gibson	.420
2012	21.	Raven Chavanne	.422
2013	19.	Raven Chavanne	.435
2014	T42.	Madison Shipman	.417

HOME RUNS PER GAME (TOP 50)

Year	Rank	Player	Stat
1996	21.	Bridget Jackson	0.22 (15 HRs)
1996	11.	Carrie Swinford	0.19 (13 HRs)
2011	T39.	Jessica Spigner	0.28 (16 HRs)
2013	40.	Lauren Gibson	0.30 (19 HRs)
2014	16.	Annie Aldrete	0.33 (19 HRs)
2014	22.	Madison Shipman	0.31 (18 HRs)

HOME RUNS (TOP 50)

Year	Rank	Player	Stat
2008	T24.	Tonya Callahan	16
2011	T25.	Jessica Spigner	16
2011	T40.	Shelby Burchell	15
2013	T15.	Lauren Gibson	19
2014	T11.	Annie Aldrete	19
2014	T16.	Madison Shipman	18

RBIs PER GAME (TOP 50)

Year	Rank	Player	Stat
1996	8.	Bridget Jackson	1.13 (77 RBIs)
1996	24.	Lisa Wyatt	0.93 (63 RBIs)
1999	17.	Carrie Swinford	0.97 (69 RBIs)
2005	24.	Kristi Durant	0.94 (77 RBIs)
2006	8.	Tonya Callahan	1.04 (73 RBIs)
2006	24.	Kristi Durant	0.93 (51 RBIs)
2007	26.	Tiffany Huff	0.95 (58 RBIs)
2008	26.	Tonya Callahan	0.94 (62 RBIs)
2009	5.	Tiffany Huff	1.14 (67 RBIs)
2010	T35.	Jessica Spigner	0.97 (58 RBIs)
2011	20.	Kat Dotson	1.08 (64 RBIs)
2011	26.	Lauren Gibson	1.03 (63 RBIs)
2012	33.	Madison Shipman	0.95 (63 RBIs)
2013	25.	Lauren Gibson	1.06 (68 RBIs)
2013	42.	Madison Shipman	0.98 (63 RBIs)
2014	21.	Annie Aldrete	1.12 (64 RBIs)

DOUBLES PER GAME (TOP 50)

Year	Rank	Player	Stat
1996	21.	Bridget Jackson	0.35 (24 2Bs)
1998	18.	Kelli Fitzgerald	0.34 (23 2Bs)
2000	23.	Janette Koshell	0.31 (18 2Bs)
2013	28.	Madison Shipman	0.31 (20 2Bs)

TRIPLES PER GAME (TOP 50)

Year	Rank	Player	Stat
2005	25.	Lindsay Schutzler	0.07 (6 3Bs)
2006	15.	Lindsay Schutzler	0.11 (8 3Bs)
2008	T25.	Erinn Webb	0.09 (6 3Bs)
2010	T43.	Raven Chavanne	0.08 (5 3Bs)
2013	T45.	Kat Dotson	0.08 (5 3Bs)

TRIPLES (TOP 50)

Year	Rank	Player	Stat
2008	T13.	Erinn Webb	6
2009	T18.	Erinn Webb	5
2010	T18.	Raven Chavanne	5
2011	T44.	Kat Dotson	4
2011	T44.	Kelly Grieve	4
2013	T18.	Kat Dotson	5

RUNS SCORED PER GAME (TOP 50)

Year	Rank	Player	Stat
1996	9.	Bridget Jackson	1.09 (74 runs)
1996	21.	Tracy Fuentes	0.96 (65 runs)
1996	23.	Lisa Wyatt	0.94 (64 runs)
2006	30.	Lindsay Schutzler	0.88 (72 runs)
2006	10.	Lindsay Schutzler	0.99 (72 runs)
2010	T19.	Raven Chavanne	1.00 (64 runs)
2010	T44.	Kelly Grieve	0.92 (59 runs)
2011	14.	Raven Chavanne	1.08 (66 runs)
2011	48.	Kat Dotson	0.92 (54 runs)
2013	11.	Raven Chavanne	1.09 (70 runs)
2013	14.	Lauren Gibson	1.06 (68 runs)
2014	38.	Madison Shipman	0.97 (56 runs)

SLUGGING PERCENTAGE (TOP 50)

Year	Rank	Player	Stat
1996	9.	Bridget Jackson	.777
2008	6.	Tonya Callahan	.854
2013	21.	Lauren Gibson	.802
2014	12.	Madison Shipman	.833
2014	14.	Annie Aldrete	.813

ON-BASE PERCENTAGE (TOP 50)

Year	Rank	Player	Stat
2008	2.	Tonya Callahan	.630
2009	20.	Tiffany Huff	.522
2010	35.	Raven Chavanne	.511
2011	18.	Raven Chavanne	.526
2011	24.	Lauren Gibson	.521
2013	13.	Lauren Gibson	.538
2013	40.	Raven Chavanne	.508
2014	7.	Madison Shipman	.548

STOLEN BASES PER GAME (TOP 50)

Year	Rank	Player	Stat
2007	6.	India Chiles	0.68 (44 SBs)
2007	27.	Lindsay Schutzler	0.55 (39 SBs)
2008	12.	Kenora Posey	0.67 (44 SBs)
2009	14.	Kelly Grieve	0.67 (39 SBs)
2010	26.	Raven Chavanne	0.58 (37 SBs)
2011	33.	Raven Chavanne	0.54 (33 SBs)
2012	T23.	Raven Chavanne	0.56 (32 SBs)
2013	17.	Raven Chavanne	0.64 (41 SBs)

**WALKS PER GAME (TOP 50)**

Year	Rank	Player	Stat
2008	3.	Tonya Callahan	0.94 (62 BBs)
2008	25.	Shannon Doepking	0.68 (43 BBs)
2008	T29.	Tiffany Huff	0.67 (44 BBs)
2009	17	Tiffany Huff	0.73 (43 BBs)
2010	32	Tiffany Huff	0.72 (46 BBs)
2012	41.	Lauren Gibson	0.68 (45 BBs)
2013	33.	Lauren Gibson	0.70 (45 BBs)
2014	17.	Madison Shipman	0.79 (46 BBs)

SACRIFICE HITS PER GAME (TOP 50)

Year	Rank	Player	Stat
2005	T24.	Sarah Fekete	0.29 (20 SHs)

SACRIFICE FLIES (TOP 50)

Year	Rank	Player	Stat
2010	T9.	Kat Dotson	5
2010	T9.	Jessica Spigner	5
2011	T18.	Jessica Spigner	4
2012	T2.	Madison Shipman	6
2013	T12.	Cheyenne Tarango	5
2013	T29.	Kat Dotson	4
2013	T29.	Madison Shipman	4
2014	T30.	Melissa Davin	4

HIT BY PITCH PER GAME (TOP 50)

Year	Rank	Player	Stat
2006	12	Liane Horiuchi	0.25 (18 HBP)
2013	T49	Hannah Akamine	0.25 (15 HBP)

TOUGHEST TO STRIKE OUT (AB PER K) (TOP 50)

Year	Rank	Player	Stat
2005	23.	Kristi Durant	19.8 (12 Ks, 238 ABs)
2006	21.	Kristi Durant	18.7 (9 Ks, 168 ABs)
2009	45.	Tiffany Huff	17.6 (9 Ks, 173 ABs)
2012	10.	Raven Chavanne	31.2 (6 Ks, 187 ABs)
2014	39.	Madison Shipman	21.0 (8 Ks, 168 ABs)

VICTORIES (TOP 50)

Year	Rank	Player	Stat
1996	18.	Jackie Beavers	24
2002	T26.	Stephanie Humphrey	24
2004	T1.	Monica Abbott	45
2005	1.	Monica Abbott	50
2006.	1.	Monica Abbott	44
2007	1.	Monica Abbott	50
2008	T24.	Ashton Ward	27
2009	T12.	Cat Hosfield	28
2010	T14.	Ivy Renfroe	31
2011	T26.	Ellen Renfroe	26
2012	T19.	Ellen Renfroe	27
2012	T38.	Ivy Renfroe	24
2013	T44.	Ivy Renfroe	22
2014	T9.	Ellen Renfroe	30

ERA (TOP 50)

Year	Rank	Player	Stat
1996	44.	Jackie Beavers	1.33
1997	6.	Buffy Walker	0.71
2004	29.	Monica Abbott	1.03
2005	3.	Monica Abbott	0.52
2006	10.	Monica Abbott	0.95
2006	33.	Megan Rhodes	1.40
2007	2.	Monica Abbott	0.68
2007	37.	Megan Rhodes	1.50
2011	26.	Ellen Renfroe	1.50
2012	7.	Ellen Renfroe	1.24
2013	44.	Ivy Renfroe	1.77

SAVES (TOP 50)

Year	Rank	Player	Stat
2002	T14.	Stephanie Humphrey	5
2003	T17.	Stephanie Humphrey	4
2003	T17.	Stacey Jennings	4
2004	T20.	Monica Abbott	4
2007	T6.	Monica Abbott	5
2008	T10.	Megan Rhodes	5
2010	T5.	Ivy Renfroe	5
2010	T11.	Cat Hosfield	4
2011	T31.	Ivy Renfroe	3
2012	T16.	Ellen Renfroe	4
2012	T40.	Ivy Renfroe	3
2013	T33.	Ellen Renfroe	3
2014	T12.	Ellen Renfroe	4

STRIKEOUTS PER 7 INNINGS (TOP 50)

Year	Rank	Player	Stat
2002	13.	Stephanie Humphrey	9.2 (326)
2004	3.	Monica Abbott	11.6 (524)
2006	9.	Monica Abbott	10.8 (603)
2006	8.	Monica Abbott	10.8 (531)
2007	1.	Monica Abbott	14.1 (724)
2007	4.	Megan Rhodes	11.7 (186)
2011	20.	Ellen Renfroe	9.0 (259)
2012	22.	Ellen Renfroe	8.6 (280)

STRIKEOUTS (TOP 50)

Year	Rank	Player	Stat
2011	34.	Ellen Renfroe	259
2012	18.	Ellen Renfroe	280
2013	46.	Ellen Renfroe	221
2014	T23.	Ellen Renfroe	245

SHUTOUTS (TOP 50)

Year	Rank	Player	Stat
2011	T44.	Ivy Renfroe	7
2011	T44.	Ellen Renfroe	7
2012	T3.	Ellen Renfroe	15
2012	T29.	Ivy Renfroe	9
2013	T35.	Ellen Renfroe	7
2014	T6.	Ellen Renfroe	12

FEWEST HITS ALLOWED PER 7 INNINGS (TOP 50)

Year	Rank	Player	Stat
2008	25.	Megan Rhodes	4.29
2011	46.	Ellen Renfroe	4.95
2012	13.	Ellen Renfroe	4.39
2013	24.	Ellen Renfroe	4.71

TEAM STATISTICS**BATTING AVERAGE (TOP 50)**

Year	Rank	Stat
1996	1.	.366
1997	13	.321
1999	4.	.325
2003	13	.298
2004	17.	.294
2005	12.	.312
2006	1.	.342
2007	10.	.318
2008	18.	.309
2009	20.	.304
2010	14.	.321
2011	1.	.348
2012	33.	.299
2013	11.	.326
2014	28.	.313

ERA (TOP 50)

Year	Rank	Stat
1996	30.	1.62
1997	10.	1.22
2004	19.	1.40
2005	2.	0.79
2006	6.	1.12
2007	1.	0.88
2008	40.	2.10
2011	23.	1.86
2012	11.	1.58
2013	13.	1.84

FIELDING PERCENTAGE (TOP 50)

Year	Rank	Stat
2004	1.	.978
2005	1.	.982
2006	8.	.977
2007	1.	.988
2008	5.	.978
2009	2.	.978
2010	13.	.974
2011	11.	.974
2012	1.	.982
2013	11.	.974

SCORING (RUNS PER GAME) (TOP 50)

Year	Rank	Stat
1996	2.	7.65
1997	15.	5.45
1999	14.	5.48
2006	6.	5.99
2007	39.	5.11
2008	21.	5.38
2009	24.	5.27
2010	11.	6.39
2011	7.	6.87
2013	T6.	6.64
2014	15.	6.33

HOME RUNS PER GAME (TOP 50)

Year	Rank	Stat
1996	1.	0.76
1999	10	0.66
2001	35.	0.53
2002	11.	0.85
2011	23.	1.13
2013	33.	1.02
2014	5.	1.40

DOUBLES PER GAME (TOP 50)

Year	Rank	Stat
1996	1.	2.088
1997	14.	1.46
1999	3.	1.72
2000	16	1.44
2003	8.	1.46
2014	18.	1.53

TRIPLES PER GAME (TOP 50)

Year	Rank	Stat
2009	T21.	0.29
2010	18.	0.30
2011	22.	0.26
2013	23.	0.27

SLUGGING PERCENTAGE (TOP 50)

Year	Rank	Stat
1996	1.	.547
1997	21.	.424
1999	6.	.471
2000	34.	.400
2002	24.	.419
2003	26.	.432
2006	17.	.464
2008	32.	.447
2009	31.	.455
2010	24.	.482
2011	5.	.541
2013	13.	.509
2014	5.	.546

STOLEN BASES PER GAME (TOP 50)

Year	Rank	Stat
2005	26.	1.54
2006	9.	1.62
2007	2.	2.38
2008	13.	1.94
2009	12.	2.00
2010	20.	1.92
2011	6.	2.15
2012	17.	1.74
2013	16.	1.78

DOUBLE PLAYS PER GAME (TOP 50)

Year	Rank	Stat
1998	32.	0.38
2004	36.	1.30

WINNING PERCENTAGE (TOP 50)

Year	Rank	Stat
1996	1.	.794 (54-14)
1997	34.	.672 (45-22)
2004	10.	.775 (55-16)
2005	4.	.817 (67-15)
2006	3.	.836 (61-12)
2007	1.	.887 (63-8)
2008	17.	.758 (50-16)
2009	37.	.686 (40-18-1)
2010	19.	.766 (49-15)
2011	9.	.803 (49-12)
2012	8.	.788 (52-14)
2013	6.	.813 (52-12)
2014	11.	.793 (46-12)



SEC TOURNAMENT HISTORY



Year	Champion	Score	Runner-Up	Most Valuable Player	Site
1997	South Carolina	6-0	Florida	Trinity Johnson, USC	Columbus, Ga.
1998	Alabama	5-4 (9)	Mississippi State	Autumn Anderson, MSU	Columbus, Ga.
1999	LSU	4-3 (10)	Arkansas	Ashley Lewis, LSU	Columbus, Ga.
2000	South Carolina	1-0 (8)	LSU	Megan Matthews, USC	Columbus, Ga.
2001	LSU	1-0	South Carolina	Britni Sneed, LSU	Chattanooga, Tenn.
2002	LSU	1-0	Georgia	Britni Sneed, LSU	Chattanooga, Tenn.
2003	Alabama	3-1	LSU	Kristin Schmidt, LSU	Plant City, Fla.
2004	LSU	4-1	Georgia	Kristin Schmidt, LSU	Tuscaloosa, Ala.
2005	Alabama	2-0	Georgia	Stephanie VanBrakle, Alabama	Gainesville, Fla.
2006	TENNESSEE	3-0	LSU	Monica Abbott, TENNESSEE	Athens, Ga.
2007	LSU	1-0 (9)	Florida	Dani Hofer, LSU	Auburn, Ala.
2008	Florida	4-1	Alabama	Stacey Nelson, Florida	Baton Rouge, La.
2009	Florida	8-5	Alabama	Kristina Hilberth, Florida	Knoxville, Tenn.
2010	Alabama	5-4	LSU	Kelsi Dunne, Alabama	Fayetteville, Ark.
2011	TENNESSEE	6-5 (8)	Georgia	Ellen Renfroe, TENNESSEE	Oxford, Miss.
2012	Alabama	10-1	Florida	Jackie Traina, Alabama	Tuscaloosa, Ala.
2013	Florida	10-4	Missouri	Kirsti Merritt, Florida	Lexington, Ky.
2014	Georgia	5-2	Kentucky	Chelsea Wilkinson, Georgia	Columbia, S.C.

SEC TOURNAMENT RECORDS
(1997-2014)

Team	Years	Record	Pct.
LSU	18	37-18	.673
Alabama	18	34-21	.618
TENNESSEE	15	22-19	.537
Georgia	15	20-19	.513
Missouri	2	2-2	.500
Florida	18	23-24	.489
South Carolina	12	16-17	.485
Arkansas	9	9-14	.391
Auburn	14	12-21	.364
Mississippi State	13	11-21	.344
Kentucky	8	4-10	.286
Mississippi	3	0-3	.000
Texas A&M	1	0-1	.000

ALL-TIME RECORDS

Team	Years	Record	Pct.
Alabama	18	929-273	.771
LSU	18	863-287-1	.750
Texas A&M	39	1684-664-2	.717
TENNESSEE	19	897-363-2	.712
Florida	18	853-361	.703
Georgia	18	802-373	.683
Missouri	41	1,381-710	.660
South Carolina	41	1,335-711-6	.652
Auburn	18	604-477-2	.559
Mississippi State	23	693-559	.554
Arkansas	18	507-597-1	.459
Kentucky	18	486-578-1	.457
Mississippi	18	410-614	.400

HITTING

Batting Avg (Min 50 AB)

1. .544	India Chiles	(43-79) 2007
2. .500	Tonya Callahan	(30-60) 2008
3. .451	Lauren Gibson	(37-82) 2011
4. .449	Madison Shipman	(31-69) 2014
5. .448	Lauren Gibson	(30-67) 2013
6. .441	Sarah Fekete	(41-93) 2006
7. .440	Sarah Fekete	(22-50) 2005
8. .439	Raven Chavanne	(36-82) 2013
9. .438	Lindsay Schutzler	(42-96) 2006
10. .425	Kristi Durant	(38-80) 2004

Slugging Pct (Min 50 AB)

1. 1.060	Lauren Gibson	(67 AB) 2013
2. 1.033	Tonya Callahan	(60 AB) 2008
3. .899	Madison Shipman	(69 AB) 2014
4. .890	Annie Aldrete	(73 AB) 2014
5. .772	Melissa Davin	(79 AB) 2014
6. .756	Lauren Gibson	(82 AB) 2011
7. .740	Jessica Spigner	(77 AB) 2011
8. .727	Melissa Davin	(44 AB) 2012
9. .726	Kelli Fitzgerald	(84 AB) 1998
.726	Tracy Reidhead	(84AB) 1997

On-Base Pct (Min 50 AB)

1. .684	Tonya Callahan	(60 AB) 2008
2. .591	Madison Shipman	(69 AB) 2014
3. .565	Lauren Gibson	(67 AB) 2013
.565	India Chiles	(79 AB) 2007
5. .550	Lauren Gibson	(82 AB) 2011
6. .521	Kristi Durant	(80 AB) 2004
7. .514	Sarah Fekete	(93 AB) 2006
8. .505	Lindsay Schutzler	(96 AB) 2006
9. .495	Raven Chavanne	(95 AB) 2011
10. .493	Haley Tobler	(58 AB) 2014

Games Played

1. 30	Katherine Card	2006
30	Sarah Fekete	2006
30	Jennifer Griffin	2006
30	Liane Horiuchi	2006
30	Lindsay Schutzler	2006

Games Started

1. 30	Katherine Card	2006
30	Sarah Fekete	2006
30	Liane Horiuchi	2006

At Bats

1. 98	Lisa Warren	1999
2. 97	Lindsay Schutzler	2005
3. 96	Lindsay Schutzler	2006
4. 95	Raven Chavanne	2011
95	Kelly Grieve	2011
6. 93	Sarah Fekete	2006
7. 92	Raven Chavanne	2012
92	Kat Dotson	2012
92	Maura Mollet	2001
10. 91	Katherine Card	2006

Runs

1. 30	Lindsay Schutzler	2006
2. 28	Melissa Davin	2014
3. 27	Lisa Warren	1999
4. 26	Madison Shipman	2014
26	Lauren Gibson	2013
6. 25	Raven Chavanne	2013

25	Lauren Gibson	2012
8. 24	Raven Chavanne	2011
24	Sarah Fekete	2006
10. 23	Lindsay Schutzler	2005

Hits

1. 43	India Chiles	2007
2. 42	Lindsay Schutzler	2006
3. 41	Sarah Fekete	2006
41	Lisa Warren	1999
5. 40	Raven Chavanne	2011
6. 37	Lauren Gibson	2011
7. 36	Raven Chavanne	2013
36	Raven Chavanne	2012
9. 34	Kristi Durant	2004
34	Amanda Venable	1999
34	Jodi Ramirez	1998

Doubles

1. 10	Kelli Fitzgerald	1999
2. 9	Amber Rhinehart	2003
3. 8	Angela Brewer	2004
8	Carrie Swinford	1999
8	Amanda Venable	1999
8	Kelli Fitzgerald	1998
8	Lisa Warren	1998
8	Tracy Reidhead	1997
8	Carrie Swinford	1997

Triples

1. 3	Erinn Webb	2008
3	Lindsay Schutzler	2007
3	Lindsay Schutzler	2005

Home Runs

1. 12	Annie Aldrete	2014
12	Lauren Gibson	2013
3. 10	Tonya Callahan	2008
4. 9	Jessica Spigner	2011
5. 8	Melissa Davin	2014
8	Madison Shipman	2014
7. 7	Tonya Callahan	2006
7	Tracy Reidhead	1997
9. 6	Madison Shipman	2012
6	Hannah Low	2002
6	Carrie Swinford	1999

RBIs

1. 36	Lauren Gibson	2013
2. 35	Tonya Callahan	2006
3. 33	Madison Shipman	2012
4. 30	Annie Aldrete	2014
30	Carrie Swinford	1999
6. 28	Lauren Gibson	2011
7. 25	Tonya Callahan	2008
25	Madison Shipman	2014
25	Shelby Burchell	2011
10. 22	Kristi Durant	2005
22	Jessica Spigner	2011

Total Bases

1. 71	Lauren Gibson	2013
2. 65	Annie Aldrete	2014
3. 62	Madison Shipman	2014
62	Lauren Gibson	2011
62	Tonya Callahan	2008
6. 61	Melissa Davin	2014
61	Kelli Fitzgerald	1998
61	Tracy Reidhead	1997
9. 60	Tonya Callahan	2006

10. 57	Jessica Spigner	2011
57	Lisa Warren	1999

Walks

1. 33	Tonya Callahan	2008
2. 21	Madison Shipman	2014
3. 19	Tiffany Huff	2009
4. 18	Megan Geer	2014
18	Lauren Gibson	2012
18	Jessica Spigner	2011
18	Tiffany Huff	2010
8. 17	Tiffany Huff	2008
17	Tonya Callahan	2007
10. 16	Annie Aldrete	2014

Intentional Walks

1. 15	Tonya Callahan	2008
2. 5	Tonya Callahan	2007
3. 4	Lauren Gibson	2012
4	Madison Shipman	2012
5. 2	Raven Chavanne	2010
2	Kristi Durant	2005
2	Kristi Durant	2004

Hit By Pitch

1. 8	Cheyenne Tarango	2014
8	Liane Horiuchi	2006
3. 6	Kat Dotson	2012
5	Taylor Koenig	2014
5	Cheyenne Tarango	2013
5	Shelby Burchell	2012

Strikeouts

1. 32	Blaine Teasley	2002
2. 25	Stacey Jennings	2003
3. 24	Amber Rhinehart	2002
4. 22	Ashley Andrews	2011
22	Liane Horiuchi	2006

Sac Flies

1. 4	Madison Shipman	2012
4	Kat Dotson	2010

Sac Hits

1. 7	Sarah Fekete	2006
2. 6	Kenora Posey	2007
6	Sarah Fekete	2005
6	Candice Fode	1997
6	Tracy Reidhead	1997

Stolen Bases

1. 17	India Chiles	(17-19) 2007
2. 15	Lindsay Schutzler	(15-20) 2007
15	Lindsay Schutzler	(15-18) 2006
4. 14	Kat Dotson	(14-19) 2010
5. 13	Raven Chavanne	(13-16) 2012
13	Raven Chavanne	(13-16) 2010
7. 12	Raven Chavanne	(12-12) 2013
12	Raven Chavanne	(12-13) 2011
9. 11	Madison Shipman	(11-12) 2012
11	Kelly Grieve	(11-13) 2009

Stolen Base Attempts

1. 20	Lindsay Schutzler	(15-20) 2007
2. 19	Kat Dotson	(14-19) 2010
19	India Chiles	(17-19) 2007
4. 18	Lindsay Schutzler	(15-18) 2006
5. 16	Raven Chavanne	(13-16) 2012
16	Raven Chavanne	(13-16) 2010

■ PITCHING

ERA (Min. 50 IP)

1.	0.50	Buffy Walker	(98.1 IP) 1997
2.	0.97	Monica Abbott	(143.2 IP) 2007
3.	1.07	Monica Abbott	(150.0 IP) 2006
4.	1.08	Monica Abbott	(142.2 IP) 2005
5.	1.13	Jackie Beavers	(56.0 IP) 1997
6.	1.14	Ellen Renfroe	(104.2 IP) 2012
7.	1.20	Monica Abbott	(145.1 IP) 2004
8.	1.42	Ellen Renfroe	(103.2 IP) 2011
9.	1.99	Sarah Ayres	(70.1 IP) 1999
10.	2.11	Jackie Beavers	(99.1 IP) 1999

Opp BA (Min. 50 IP)

1.	.126	Monica Abbott	(143.2 IP) 2007
2.	.128	Leigh Ann Ellis	(11.0 IP) 2002
3.	.154	Monica Abbott	(142.2 IP) 2005
4.	.155	Monica Abbott	(145.1 IP) 2004
5.	.173	Ellen Renfroe	(104.2 IP) 2012
6.	.176	Monica Abbott	(150.0 IP) 2006
7.	.193	Sarah Ayres	(94.0 IP) 1998
	.193	Jackie Beavers	(56.0 IP) 1997
9.	.195	Buffy Walker	(98.1 IP) 1997
10.	.205	Ellen Renfroe	(103.2 IP) 2011

Fewest Walks Per 7 Innings (Min. 50 IP)

1.	0.75	Jackie Beavers	(56.0 IP) 1997
2.	0.78	Buffy Walker	(98.1 IP) 1997
3.	0.90	Sarah Ayres	(70.1 IP) 1999
4.	0.93	Monica Abbott	(142.2 IP) 2005
5.	1.01	Monica Abbott	(145.1 IP) 2004
6.	1.11	Sarah Ayres	(94.0 IP) 1998
7.	1.17	Monica Abbott	(143.2 IP) 2007
8.	1.30	Stephanie Humphrey	(75.1 IP) 2001
9.	1.35	Monica Abbott	(150.0 IP) 2006
10.	1.56	Nicole Borg	(58.1 IP) 2001

Most Strikeouts Per 7 Innings (Min. 50 IP)

1.	12.67	Monica Abbott	(143.2 IP) 2007
2.	10.31	Monica Abbott	(145.1 IP) 2004
3.	9.86	Monica Abbott	(142.2 IP) 2005
4.	9.01	Monica Abbott	(150.0 IP) 2006
5.	8.63	Ellen Renfroe	(104.2 IP) 2012
6.	8.44	Ellen Renfroe	(103.2 IP) 2011
7.	7.32	Stephanie Humphrey	(110.0 IP) 2002
8.	6.75	Ellen Renfroe	(84.0 IP) 2013
9.	6.64	Megan Rhodes	(77.0 IP) 2008

Wins

1.	19	Monica Abbott	(19-2) 2007
2.	17	Monica Abbott	(17-7) 2006
	17	Monica Abbott	(17-6) 2005
4.	16	Monica Abbott	(16-5) 2004
5.	13	Ellen Renfroe	(13-3) 2012
	13	Ivy Renfroe	(13-3) 2010
7.	12	Ellen Renfroe	(12-5) 2014
	12	Buffy Walker	(12-1) 1997
9.	10	Ellen Renfroe	(10-4) 2011
	10	Jackie Beavers	(10-6) 1999

Saves

1.	3	Ivy Renfroe	2010
	3	Monica Abbott	2007

Appearances

1.	27	Monica Abbott	2006
2.	25	Monica Abbott	2007
3.	24	Ivy Renfroe	2010
	24	Monica Abbott	2005
5.	23	Monica Abbott	2004
	23	Stacey Jennings	2003
7.	22	Cat Hosfield	2009
	22	Stephanie Humphrey	2003
9.	21	Ellen Renfroe	2012
	21	Ashton Ward	2008
	21	Stephanie Humphrey	2002

Games Started

1.	21	Monica Abbott	2006
	21	Stephanie Humphrey	2002
3.	20	Monica Abbott	2005
4.	19	Monica Abbott	2007
	19	Monica Abbott	2004
6.	17	Ellen Renfroe	2014
	17	Ivy Renfroe	2010
	17	Cat Hosfield	2009
	17	Jackie Beavers	1999
10.	16	Ashton Ward	2008

Complete Games

1.	19	Monica Abbott	2004
2.	18	Monica Abbott	2007
3.	17	Monica Abbott	2006
4.	15	Monica Abbott	2005
5.	14	Ellen Renfroe	2014
6.	12	Jackie Beavers	1999
	12	Sarah Ayres	1998
	12	Buffy Walker	1997
9.	11	Ellen Renfroe	2011
	11	Jackie Beavers	2000

Shutouts

1.	11	Monica Abbott	2006
2.	8	Monica Abbott	2007
3.	7	Monica Abbott	2005
	7	Monica Abbott	2004
5.	6	Ellen Renfroe	2012

Innings Pitched

1.	150.0	Monica Abbott	2006
2.	145.1	Monica Abbott	2004
3.	143.2	Monica Abbott	2007
4.	142.2	Monica Abbott	2005
5.	110.0	Stephanie Humphrey	2002
6.	104.2	Ellen Renfroe	2014
	104.2	Ellen Renfroe	2012
8.	103.2	Ellen Renfroe	2011
9.	99.2	Ivy Renfroe	2010
10.	99.1	Jackie Beavers	1999

Strikeouts

1.	260	Monica Abbott	2007
2.	214	Monica Abbott	2004
3.	201	Monica Abbott	2005
4.	193	Monica Abbott	2006
5.	129	Ellen Renfroe	2012
6.	125	Ellen Renfroe	2011
7.	115	Stephanie Humphrey	2002
8.	93	Ellen Renfroe	2014
9.	85	Ivy Renfroe	2010
10.	83	Cat Hosfield	2009

■ FIELDING

Putouts

1.	298	Shannon Doepking	2007
2.	221	Shannon Doepking	2005
3.	203	Ashley Andrews	2012
4.	199	Lauren Mattox	2004
5.	194	Shannon Doepking	2006
6.	176	Ashley Andrews	2011
7.	175	Melissa Brown	2012
8.	166	Hannah Low	2001
9.	162	Shelby Burchell	2011
10.	158	Tiffany Huff	2009

Assists

1.	72	Tonya Callahan	2008
2.	78	Raven Chavanne	2012
3.	62	Annie Fletcher	2001
4.	61	Jessica Spigner	2009
5.	60	Jessica Spigner	2010
6.	58	Ashley Andrews	2010
7.	55	Taylor Koenig	2014
8.	53	Raven Chavanne	2013
9.	52	Ellisha Humphrey	2003
	52	Carissa Rouston	2001

Errors

1.	13	Annie Fletcher	2001
2.	12	Ellisha Humphrey	2003
3.	9	Melissa Radley	2001
4.	8	Lindsay Schutzler	2006
	8	Lindsay Schutzler	2004
6.	7	Taylor Koenig	2014
7.		Madison Shipman	2011
	7	Ashley Andrews	2009
	7	Blaine Teasley	2003
10.	6	Raven Chavanne	2013
	6	Ellisha Humphrey	2002
	6	Blaine Teasley	2002

Double Plays Turned

1.	9	Cheyenne Tarango	2014
2.	8	Melissa Brown	2012
3.	7	Erinn Webb	2010
4.	6	Madison Shipman	2014
	6	Ashley Andrews	2010
	6	Tonya Callahan	2007
7.	5	Lauren Gibson	2011
	5	Liane Horiuchi	2007
9.	4	Cheyenne Tarango	2013
	4	Shelby Burchell	2011
	4	Tonya Callahan	2006
	4	Liane Horiuchi	2006
	4	Tonya Callahan	2005
	4	Amber Rhinehart	2002

Baserunners Caught Stealing (Catchers)

1.	15	Adrianna Wilson	2002
2.	9	Ashley Andrews	2011
3.	7	Adrianna Wilson	2001
4.	6	Ashley Andrews	2012
	6	Shannon Doepking	2007
	6	Lauren Mattox	2004
	6	Maura Mollet	2001
8.	5	Tiffany Huff	2010
	5	Shannon Doepking	2006
	5	Shannon Doepking	2005
	5	Lauren Mattox	2003

**1997**

Eastern Division	SEC	Overall
South Carolina*!^	25-1	63-5
TENNESSEE	20-7	45-22
Florida	16-8	42-25
Georgia	7-21	25-33
Kentucky	2-23	11-44

Western Division	SEC	Overall
LSU^	18-6	44-14
Alabama	16-14	29-29
Auburn	15-15	34-35
Arkansas	12-16	16-42
Mississippi State	11-17	29-27
Mississippi	7-21	22-41

1998

Eastern Division	SEC	Overall
Florida*^	23-5	47-22
South Carolina	15-11	36-21
TENNESSEE	13-15	37-31
Georgia	11-17	34-26
Kentucky	6-22	19-43

Western Division	SEC	Overall
LSU^	23-6	58-14
Alabama!	19-7	49-18
Mississippi State	15-11	36-21
Arkansas	13-17	21-38
Mississippi	9-21	26-40
Auburn	6-21	16-40

1999

Eastern Division	SEC	Overall
TENNESSEE^	17-11	44-27
South Carolina^	17-11	49-21
Florida	13-15	34-29
Georgia	11-17	28-31
Kentucky	6-22	23-44

Western Division	SEC	Overall
LSU*!^	27-3	56-10
Alabama	19-11	39-26
Arkansas	17-13	46-29
Mississippi State	15-15	38-29
Auburn	11-19	27-32-1
Mississippi	7-23	25-36

2000

Eastern Division	SEC	Overall
Kentucky^	15-13	36-29
Florida	13-14	46-30
South Carolina!	11-16	41-28
Georgia	9-19	28-33
TENNESSEE	5-22	29-34

Western Division	SEC	Overall
LSU**	26-4	59-13
Alabama	25-5	66-14
Arkansas	19-11	44-31
Mississippi State	17-13	44-27
Auburn	10-19	34-31
Mississippi	8-22	21-42

2001

Eastern Division	SEC	Overall
South Carolina^	18-8	40-20-1
Florida	14-15	37-28
Kentucky	10-18	27-34
Georgia	9-18	33-26
TENNESSEE	9-20	24-35

Western Division	SEC	Overall
LSU*!^	26-4	59-11
Alabama	24-6	50-11
Mississippi State	19-11	36-26
Arkansas	14-16	36-30
Auburn	10-20	31-32
Mississippi	5-22	18-40

2002

Eastern Division	SEC	Overall
South Carolina^	20-10	46-20
Georgia	18-12	59-17
Florida	12-18	32-35
TENNESSEE	8-17	35-25-1
Kentucky	6-21	24-32

Western Division	SEC	Overall
LSU*!^	25-4	56-11
Alabama	22-8	46-21
Auburn	15-15	38-27
Arkansas	14-16	39-28-1
Mississippi State	13-16	36-31
Mississippi	7-23	25-29

2003

Eastern Division	SEC	Overall
Georgia**	23-6	57-14
South Carolina	18-10	41-20
Florida	19-11	41-25
TENNESSEE	14-15	45-25
Kentucky	3-26	16-40

Western Division	SEC	Overall
Alabama!^	22-8	49-21
LSU	20-9	50-18
Auburn	13-16	26-31
Mississippi State	13-16	34-30
Arkansas	8-22	24-36
Mississippi	8-22	19-34

SEC YEAR-BY-YEAR STANDINGS

2004

<u>Eastern Division</u>	<u>SEC</u>	<u>Overall</u>
TENNESSEE^	20-8	55-16
Georgia	20-10	55-17
Florida	16-13	41-20
South Carolina	12-18	28-24
Kentucky	6-24	25-31-1

<u>Western Division</u>	<u>SEC</u>	<u>Overall</u>
LSU^*!	22-6	57-12
Auburn	19-10	42-18
Alabama	18-12	45-20
Mississippi State	14-15	39-26
Mississippi	8-21	15-37
Arkansas	6-24	18-40

2005

<u>Eastern Division</u>	<u>SEC</u>	<u>Overall</u>
Georgia^*	26-4	55-15
TENNESSEE	20-8	67-15
Florida	18-12	41-23
South Carolina	11-16	28-28-1
Kentucky	4-25	20-41

<u>Western Division</u>	<u>SEC</u>	<u>Overall</u>
Alabama^!	23-7	63-15
Auburn	21-8	50-18
Mississippi State	12-18	35-31
LSU	12-18	31-23
Mississippi	10-20	30-28
Arkansas	4-25	19-43

2006

<u>Eastern Division</u>	<u>SEC</u>	<u>Overall</u>
Georgia^	24-6	54-15
TENNESSEE!	21-9	61-12
Florida	17-13	43-25
South Carolina	8-21	28-30
Kentucky	4-26	21-36

<u>Western Division</u>	<u>SEC</u>	<u>Overall</u>
Alabama^*	25-4	54-11
LSU	22-8	55-14
Auburn	15-15	36-22
Arkansas	10-19	26-35
Mississippi	10-20	24-36
Mississippi State	7-22	33-28

2007

<u>Eastern Division</u>	<u>SEC</u>	<u>Overall</u>
TENNESSEE^*	23-4	63-8
Florida	17-11	50-22
Georgia	13-15	46-28
South Carolina	12-16	38-26
Kentucky	4-24	20-31

<u>Western Division</u>	<u>SEC</u>	<u>Overall</u>
LSU^!	22-6	55-12
Alabama	21-6	55-10
Mississippi State	14-14	35-27
Mississippi	11-17	24-34
Auburn	10-18	26-30
Arkansas	6-22	21-43

2008

<u>Eastern Division</u>	<u>SEC</u>	<u>Overall</u>
Florida^*!	27-1	70-5
TENNESSEE	14-12	50-16
Georgia	14-14	46-24
South Carolina	8-18	21-26
Kentucky	3-25	17-37

<u>Western Division</u>	<u>SEC</u>	<u>Overall</u>
Alabama^	25-3	58-8
LSU	17-11	44-18
Auburn	13-14	38-22
Mississippi State	13-14	41-22
Mississippi	9-19	26-28
Arkansas	8-20	37-29

2009

<u>Eastern Division</u>	<u>SEC</u>	<u>Overall</u>
Florida^*!	26-1	63-5
Georgia	18-7	47-12
TENNESSEE	12-12-1	40-18-1
Kentucky	13-14	34-23
South Carolina	6-21	21-24

<u>Western Division</u>	<u>SEC</u>	<u>Overall</u>
Alabama^	21-6	54-11
LSU	15-10-1	34-18-1
Arkansas	10-16	27-29
Auburn	9-19	30-29
Mississippi State	8-19	28-28
Ole Miss	7-20	23-29

2010

<u>Eastern Division</u>	<u>SEC</u>	<u>Overall</u>
Florida^	20-4	49-10
Georgia	18-8	50-13
TENNESSEE	17-8	49-15
Kentucky	13-15	32-27
South Carolina	1-27	11-40

<u>Western Division</u>	<u>SEC</u>	<u>Overall</u>
Alabama^*!	23-4	52-11
LSU	20-8	45-16
Auburn	11-17	31-26
Arkansas	10-18	28-29
Ole Miss	8-19	29-27
Mississippi State	7-20	26-29

2011

<u>Eastern Division</u>	<u>SEC</u>	<u>Overall</u>
Florida^	21-7	56-13
TENNESSEE !	20-8	49-12
Georgia	17-9	51-14
Kentucky	14-9	40-16
South Carolina	6-22	26-30

<u>Western Division</u>	<u>SEC</u>	<u>Overall</u>
Alabama^*	19-6	53-11
LSU	19-9	40-18
Auburn	15-13	40-19
Mississippi State	10-18	24-32
Ole Miss	3-23	14-39
Arkansas	3-23	13-39

GENERAL

2015 PREVIEW

STAFF

PLAYERS

OPPONENTS

2014 REVIEW

HISTORY & RECCARDS



2012

Eastern Division	SEC	Overall
TENNESSEE^	22-6	52-14
Florida	21-7	48-13
Georgia	17-11	45-17
Kentucky	15-13	30-30
South Carolina	3-25	23-32

Western Division	SEC	Overall
Alabama^*!	23-5	57-7
LSU	15-13	40-25
Auburn	12-16	33-23
Mississippi State	12-16	33-24
Arkansas	7-21	29-28
Ole Miss	7-21	22-32

2013

Eastern Division	SEC	Overall
Florida^*!	18-6	58-9
TENNESSEE	16-6	52-12
Missouri	15-8	38-14
Georgia	14-9	40-21
Kentucky	13-11	41-21
South Carolina	8-16	34-25

Western Division	SEC	Overall
LSU^	15-8	42-16
Arkansas	12-10	36-20
Alabama	13-11	45-15
Texas A&M	10-13	42-18
Mississippi State	8-16	32-24
Auburn	7-17	30-23
Ole Miss	3-21	25-31

2014\$	SEC	Overall
Alabama*	19-5	53-13
TENNESSEE	17-7	46-12
Missouri	15-9	43-18
Florida	15-9	55-12
Georgia!	15-9	49-15
LSU	13-11	38-24
Kentucky	13-11	50-19
South Carolina	11-13	36-22
Auburn	11-13	42-19-1
Mississippi State	10-14	39-21
Texas A&M	9-15	37-22
Arkansas	5-19	27-28
Ole Miss	3-21	22-31

^ SEC Division Champion

* SEC Regular-Season Champion

! SEC Tournament Champion

\$ SEC got rid of Eastern & Western Divisions in 2014



2015 SEC Tournament

May 6-9

Tiger Park

Baton Rouge, La.

**All Games Televised
On ESPN Networks**

(All Times Eastern)

Wed., May 6

First Round

Game #1	12 p.m.	SECN
Game #2	2:30 p.m.	SECN
Game #3	5 p.m.	SECN
Game #4	7:30 p.m.	SECN

Thurs., May 7

Quarterfinals

Game #1	11 a.m.	SECN
Game #2	1:30 p.m.	SECN
Game #3	4 p.m.	SECN
Game #4	6:30 p.m.	SECN

Fri., May 8

Semifinals

Game #1	3 p.m.	ESPNU
Game #2	5:30 p.m.	ESPNU

Sat., May 9

Championship

8 p.m. ESPN2

1999 NCAA REGIONAL NO. 3 (0-2)

Seattle, Wash.
May 20-21, 1999



Front row (l-r): Kara Wingate, Kenyail Norris, Amanda Venable, Jenny Steele, Sarah Ayres, Buffy Walker, Maura Mollet, Maria Torres, Carrie Swinford, Kelli Glass.

Back row (l-r): Lisa Warren, Antrina Croley (not on team), Nicole Murray, Jackie Beavers, Kelli Fitzgerald, Nadia Cameron, April Phillips. Not pictured: Adrianna Wilson.

When the NCAA Selection Committee announced the 48-team field for the 1999 NCAA Softball Tournament, the Lady Vol softball squad heard the news it had been awaiting since the inception of its program in the fall of 1995. With a 44-25 overall record and a first-ever Southeastern Conference Eastern Division title on its resume, Jim Beitia's club earned an at-large bid to one of the eight, six-team regional sites.

As a third seed, Tennessee traveled to Seattle, Wash., for a first round meeting with number four seed Cal-State Fullerton. Host Washington, ranked sixth nationally, drew the top seed in the double-elimination event on its home field. While the Orange & White dropped both of its contests in the Pacific Northwest, the results failed to lessen the achievement of participating in the nation's premier event after recording the program's most successful campaign to date. Tennessee fell to Cal State Fullerton, 12-1 (5), on May 20 and lost to host Washington, 12-1 (5), on May 21.



2004 NCAA REGIONAL NO. 6 (2-2)

Ann Arbor, Mich.

May 20-22, 2004



Front row (l-r): Lauren Mattox, Marissa Monroe, Mandie Fishback, Sarah Fekete, Lindsay Schutzler, Brittany Bessho, Ashley Cline, Kristi Durant.

Back row (l-r): India Chiles, Angela Brewer, Elisha Humphrey, Kim Anders, Cami Small, Monica Abbott, Stacey Jennings, Katherine Card, Amber Rhinehart.

After recording a program-record 55 victories and picking up its first Southeastern Conference Eastern Division title since the 1999 season, the Tennessee Lady Vol softball team, under the direction of SEC Co-Head Coaches of the Year Ralph and Karen Weekly, continued its successful run by nabbing its first NCAA bid in five years. As the second seed in NCAA Regional No. 6, the Orange & White would travel to Ann Arbor, Mich., to participate in a double-elimination format.

The Lady Vols opened the event by downing Illinois-Chicago to register the program's initial NCAA Tournament victory and added another with a 4-0 defeat of the DePaul Blue Demons. Tennessee would be eliminated, however, from the rain-plagued event by suffering defeats to No. 18 Oregon State (4-0) and Illinois-Chicago (6-5).

May 20, 2004 at Ann Arbor, Mich.

Illinois-Chicago	0	0	0	0	0	0	-	0	2	0	(39-22)
Tennessee	2	0	0	8	X	-	10	11	0		(54-14)

WP-M. Abbott (44-8) LP-Aguilar (15-8) T-1:30 A-460

May 21, 2004 at Ann Arbor, Mich.

Oregon State	0	0	2	0	0	0	2	-	4	7	1	(42-26)
Tennessee	0	0	0	0	0	0	0	-	0	3	1	(54-15)

WP-Hoffman (21-16) LP-M. Abbott (44-9) T-1:53
A-679

May 22, 2004 at Ann Arbor, Mich.

Tennessee	3	0	0	1	0	0	0	-	4	8	0	(55-15)
DePaul	0	0	0	0	0	0	0	-	0	2	2	(30-31-1)

WP-M. Abbott (45-9) LP-Martz (24-16) T-1:53 A-591
HR UT - A. Brewer (8)

May 22, 2004 at Ann Arbor, Mich.

Tennessee	0	0	0	1	0	4	0	-	5	8	2	(55-16)
Illinois-Chicago	0	0	1	0	1	4	X	-	6	9	0	(42-22)

WP-Barclay (9-6) Save-Aguilar(I) LP-M. Abbott (45-10)
T-2:09 A-319



2005 NCAA REGIONAL NO. 11 (3-0)

Knoxville, Tenn.
May 20-22, 2005



Front row (l-r): Kortney Bell, Lindsay Schutzler, India Chiles, Megan Rhodes, Brittany Bessho, Ashley Cline, Kristi Durant, LaDonna Oliver.

Back row (l-r): Natalie Brock, Sarah Fekete, Tonya Callahan, Stacey Jennings, Monica Abbott, Caitlin Ryan, Katherine Card, Chemil Washington (no longer on team), Shannon Doepping.

Following a stellar 59-13 regular-season, the Tennessee Lady Vol softball team was chosen to the NCAA Tournament field of 64 for the second consecutive season. As a bonus for their No. 11 national seeding, the Orange & White were allowed to host the NCAA Regional round at Tennessee's Tyson Park.

UT opened its tournament run with a dominating 9-0, five-inning victory over Miami (Ohio) behind a two-hitter from hurler Monica Abbott.

After a 4-0 throttling of College of Charleston advanced the Lady Vols to the regional title game, Abbott no-hit the Cougars in a rematch as sophomore shortstop Lindsay Schutzler delivered a crucial two-run home run in UT's 2-0 win. With the triumph, the Big Orange advanced to the NCAA Super Regional in Palo Alto, Calif.

**May 20, 2005 at Knoxville, Tenn.**

Miami University 0 0 0 0 0 - 0 2 6 (34-25)

Tennessee 3 4 0 2 X - 9 10 0 (60-13)

WP-M. Abbott (43-7) LP-Poggendorf (21-15)

T-1:40 A-641

HR TN - T. Callahan (9), S. Doepping (7)

May 21, 2005 at Knoxville, Tenn.

Tennessee 1 0 0 0 3 0 0 - 4 9 0 (61-13)

Coll. Charleston 0 0 0 0 0 0 0 - 0 1 0 (52-17)

WP-M. Abbott (44-7) LP-Stern (31-10) T-1:59

A-0

May 22, 2005 at Knoxville, Tenn.

Coll. Charleston 0 0 0 0 0 0 0 - 0 0 0 (53-18)

Tennessee 0 0 0 2 0 X - 2 5 0 (62-13)

WP-M. Abbott (45-7) LP-Stern (32-11) T-1:33

A-522

HR TN - L. Schutzler (7)

GENERAL

2015 PREVIEW

STAFF

PLAYERS

OPPONENTS

2014 REVIEW

HISTORY & RECAPS



2005 NCAA SUPER REGIONAL NO. 6 (2-0)

Palo Alto, Calif.
May 27-28, 2005

With the program's first NCAA Regional title in its back pocket, UT was summoned to wing its way across the country to battle No. 4-ranked Stanford at the Smith Family Stadium in Palo Alto, Calif. Down to a best two-of-three game format, Tennessee made the most of its opportunity with consecutive shutout victories to take the crown and advance to the program's initial berth in the Women's College World Series.

While Monica Abbott was in the process of striking out 12 Stanford hitters in a two-hit, 2-0 victory in game one, junior utility player Katherine Card was busy delivering an RBI single in the first and a solo home run in the sixth to give UT all the runs necessary to take a 1-0 series lead.

Another solid pitching performance in game two by Abbott (one-hitter) was backed up by a five-run third inning outburst as the Orange downed SU 6-0. Three Cardinal errors led to three UT unearned runs.



May 27, 2005 at Palo Alto, Calif.

Tennessee	1	0	0	0	0	1	0	-	2	4	1	(63-13)
Stanford	0	0	0	0	0	0	0	-	0	2	1	(43-15)

WP-M. Abbott (46-7) LP-McCullough (21-7) T-1:51 A-1068
HR TN - K. Card (8)

May 28, 2005 at Palo Alto, Calif.

Stanford	0	0	0	0	0	0	0	-	0	1	3	(43-16)
Tennessee	0	0	5	0	0	1	X	-	6	9	0	(64-13)

WP-M. Abbott (47-7) LP-McCullough (21-8) T-1:48 A-858

2005 WOMEN'S COLLEGE WORLD SERIES (3-2)

Oklahoma City, Okla.
June 2-6, 2005



Tennessee's first-ever trip to the Women's College World Series was just about everything that the squad and co-head coaches Ralph and Karen Weekly could have desired. Three stirring victories, late-inning heroics, national television coverage and big-game experience on the largest national stage in softball made UT's visit to Oklahoma City, Okla., a memorable one. In the end, the Lady Vols finished third and came up just short of a berth in the NCAA Championship series.

NO. 11 TENNESSEE VS. NO. 3 ARIZONA

WCWS GAME 1

June 2, 2005 at Oklahoma City, Okla.

Tennessee	0	0	0	0	0	1	0	-	1	4	0	(65-13)
Arizona	0	0	0	0	0	0	0	-	0	1	1	(44-11)

WP-M. Abbott (48-7) LP-Hollowell (30-8) T-1:56

Behind sophomore Monica Abbott's one-hit, 12-strike-out performance and a key hit by junior utility player Katherine Card, the Lady Vols picked up their first-ever WCWS victory with a 1-0, triumph over the third-ranked Arizona Wildcats. In the sixth inning, Card singled down the right field line. Pinch-runner Ashley Cline, who was

on second, raced around third and scored the game's lone run as a result of a Wildcat throwing error. The victory was the 200th of Ralph and Karen Weekly's UT coaching career.

NO. 11 TENNESSEE VS. NO. 7 UCLA

WCWS GAME 5

June 3, 2005 at Oklahoma City, Okla.

Tennessee	0	0	0	1	0	0	0	-	1	6	2	(65-14)
UCLA	1	0	0	0	1	1	X	-	3	7	0	(38-18)

WP-Selden (27-12) LP-M. Abbott (48-8) T-2:19
HR TN - T. Callahan (10)

Despite a solo home run (UT's first in WCWS play) in the fourth inning by freshman Tonya Callahan that tied the game at 1-1, Tennessee dropped into the losers' bracket at the Women's College World Series after a tough, 3-1 defeat to eventual national finalist UCLA.

A seventh-inning rally that saw the Lady Vols lace three hits came up just short. UT's Monica Abbott allowed just one earned run in the contest.



Junior utility player Katherine Card hit a solid .375 at the Women's College World Series on her way to all-tournament honors. In UT's initial foray into WCWS play, the Soddy Daisy, Tenn., native's single down the right field line in the sixth inning scored the Lady Vols' lone run in a 1-0 victory over No. 4 Arizona.

NO. 8 ALABAMA VS. NO. 11 TENNESSEE

WCWS GAME 10

June 5, 2005 at Oklahoma City, Okla.

Alabama	0	0	0	0	0	0	0	-	0	4	1	(63-15)
Tennessee	2	1	0	0	0	1	X	-	4	9	0	(66-14)

WP-M. Abbott (49-8) LP-J. Wright (20-6) T-2:23 A-6148

UT became just the third Southeastern Conference team to reach the semifinal round of the WCWS by shutting out fellow league foe Alabama, 4-0. Abbott pitched her third-straight complete game at the event, allowing just four hits and recorded eight K's. With the victory in front of the largest crowd ever to see the Lady Vols play softball (6,148), UT advanced on to face No. 1 Michigan with a berth in the championship series on the line.

GENERAL

2015 PREVIEW

STAFF

PLAYERS

OPPONENTS

2014 REVIEW

HISTORY & RECORDS



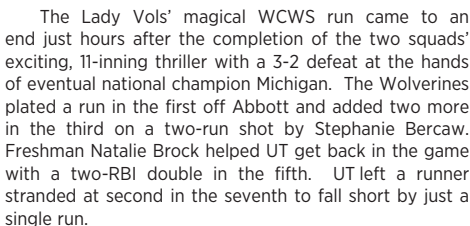
June 5, 2005 at Oklahoma City, Okla.

WP-M. Abbott (50-8) LP-Ritter (35-3) T-3:28 A-4236
HR TN - T. Callahan (11)

ended the suspense with a towering shot just over the wall down the left field line to grant UT a 2-0 victory. Abbott worked all 11 innings to establish a new career high.

June 6, 2005 at Oklahoma City, Okla.

WP-Ritter (36-3) LP-M. Abbott (50-9) T-1:56 A-2431
HR MICH - Bercau



124

2006 NCAA REGIONAL NO. 8 (3-0)

Knoxville, Tenn.

May 19-21, 2006



Front row (l-r): Tara Burnett (trainer), Jennifer Griffin, Kortney Bell, Liane Horiuchi, India Chiles, Kristi Durant, Co-Head Coach Karen Weekly, Co-Head Coach Ralph Weekly, Natalie Brock, Lindsay Schutzler, Shannon Doepking, Alicia Brown, Kenora Posey.

Back row (l-r): Asst. Coach Marty McDaniel, Dir. of Softball Ops. Meredith Smith, Danielle Pieroni, Megan Rhodes, Lillian Hammond, Sarah Vaughn, Caitlin Ryan, Monica Abbott, Katherine Card, Tonya Callahan, Sarah Fekete, Allison Fulmer, Admin. Asst. Stephanie Humphrey Sayne, Kendall Rainey (manager)

May 19, 2006 at Knoxville, Tenn.

Tennessee Tech 1 0 3 0 0 0 0 - 4 5 2 (50-14)
Tennessee 0 2 0 4 0 0 X - 6 13 0 (54-9)

WP-M. Rhodes (17-2) LP-Bynum (31-9) T-1:53
 A-1081
 HR TTU - Dobbs

May 20, 2006 at Knoxville, Tenn.

Virginia Tech 0 1 0 0 0 - 1 4 1 (39-20)
Tennessee 4 0 2 1 2 - 9 8 1 (55-9)

WP-M. Abbott (38-7) LP-Tincher (26-9) T-2:32
 A-0
 HR TN - K. Card; VT - Mariconda

May 21, 2006 at Knoxville, Tenn.

Tennessee 0 0 0 5 1 1 1 - 8 10 0 (56-9)
 Louisville 0 0 0 0 0 0 1 - 1 2 4 (45-11)

WP-M. Abbott (39-7) LP-Bishop (30-7) T-2:11
 A-983

Another dominating regular season and the first Southeastern Conference Tournament title in program history granted UT a ton of confidence heading into its third straight NCAA Tournament. For the second straight season, Tennessee's Tyson Park would serve as host for the NCAA Regionals.

In the regional opener the Big Orange found themselves down 4-2 to upstart Tennessee Tech after 3.5 innings and without Monica Abbott who had been lifted from the contest. UT rallied with a four-run fourth keyed by a two-RBI single by Sarah Fekete to survive 6-4.

Waiting next for the Lady Vols was ACC Pitcher of the Year Angela Tincher and Virginia Tech. A first inning grand slam by clutch postseason performer Katherine Card set the tone as Tennessee rolled 9-1 (five inn.).

With a berth in the NCAA Super Regionals hanging in the balance, #18 Louisville sent BIG EAST Pitcher of the Year Catherine Bishop to the circle to oppose Abbott. UT's 6-3 lefty struck out 12 in a two-hitter and the Orange & White rang up eight runs on 10 hits in an 8-1 rout.



GENERAL

2015 PREVIEW

STAFF

PLAYERS

OPPONENTS

2014 REVIEW

HISTORY & RECAPS



2006 NCAA SUPER REGIONAL NO. 8 (2-1)

Knoxville, Tenn.
May 27-28, 2006

The NCAA draw made sure that Tennessee's initial stint hosting the Super Regional round would be a challenge as defending national champion Michigan ventured to Knoxville for a best-of-three game set. UT and the Maize & Blue had split a pair of epic contests at the WCWS in 2005 to eliminate the Lady Vols from title contention.

Tennessee jumped on top 2-0 in the opener as a Tonya Callahan single and a Katherine Card sac fly plated a pair in the fourth. Michigan rallied to knot the score, but a three-run sixth from the Lady Vols keyed a 5-3 win. Abbott struck out 11 in the complete game.

After UM's Jennie Ritter got the measure of the Big Orange in game two by a 5-1 count, Tennessee sent Abbott back to the circle with an all-or-nothing game three waiting. She didn't disappoint by twirling a five-hit, nine-K shutout as the Lady Vols prevailed 1-0. Clutch Card laced an RBI single to right center in the sixth to score the game's only run. UM loaded the bases in the bottom of the seventh with two down, but Abbott struck out Rebekah Milian to end the series.

May 27, 2006 at Knoxville, Tenn.

Michigan	0	0	0	0	1	1	-	3	4	1	(43-14)
Tennessee	0	0	0	2	0	3	X	-	5	7	(57-9)

WP-M. Abbott (40-7) LP-Ritter (30-7) T-1:50 A-1425
HR MICH - Findlay, Worthy

May 28, 2006 at Knoxville, Tenn.

Tennessee	0	0	0	0	0	1	0	-	1	7	2	(57-10)
Michigan	2	2	0	0	1	0	X	-	5	5	0	(44-14)

WP-Ritter (31-7) LP-M. Abbott (40-8) T-2:03 A-0
HR MICH - Marx, Worthy

May 28, 2006 at Knoxville, Tenn.

Tennessee	0	0	0	0	0	1	0	-	1	7	0	(58-10)
Michigan	0	0	0	0	0	0	0	-	0	5	1	(44-15)

WP-M. Abbott (41-8) LP-Ritter (31-8) T-1:51 A-1283

2006 WOMEN'S COLLEGE WORLD SERIES (3-2)

Oklahoma City, Okla.
June 1-4, 2006

The Tennessee Lady Vols fought their way to another third-place national finish in their second straight trip to the Women's College World Series in Oklahoma City, Okla., from June 1-4, 2006. Along the way, UT upset #1 UCLA (4-3), outlasted #9 Arizona State (3-1, nine inn.) and defeated eventual national champion #3 Arizona (1-0) before falling just a single game short of the WCWS Championship Series. For their efforts junior pitcher Monica Abbott and senior designated player Kristi Durant were named WCWS All-Tournament.



NO. 5 TENNESSEE VS. NO. 1 UCLA

WCWS GAME 4

June 1, 2006 at Oklahoma City, Okla.

Tennessee	0	0	0	0	0	3	1	-	4	9	2	(59-10)
UCLA	1	0	1	0	0	0	1	-	3	9	2	(48-8)

WP-M. Abbott (42-8) LP-Selden (33-6) T-2:40 A-4335

The Lady Vols wasted little time in pulling off the first stunner of the 2006 Women's College World Series, as UT rallied past #1 UCLA in a contest that didn't end until 2:01 a.m. local time. Down 2-0 heading into the sixth frame, Tonya Callahan singled and the Bruins committed a crucial error to tie the contest at 2-2. Kristi Durant drove

in Lillian Hammond for a one-run lead. Durant came through again with an insurance tally in the seventh. It proved a good thing as UCLA scored one, but left two stranded to end it.

NO. 11 NORTHWESTERN VS. NO. 5 TENNESSEE

WCWS GAME 6

June 2, 2006 at Oklahoma City, Okla.

Northwestern	0	0	0	0	0	1	1	-	2	5	0	(49-13)
Tennessee	0	0	0	0	0	0	0	-	0	1	0	(59-11)

WP-Canney (25-7) LP-M. Abbott (42-9) T-2:00 A-5887
HR NW - Sengewald

Perhaps dealing with a little late night fatigue from the evening before, Tennessee was one-hit by Northwestern hurler Eileen Canney as the Wildcats advanced through the winner's bracket with a 2-0 victory. Monica Abbott struck out 15 and permitted just two earned runs on five

hits, but an RBI single in the sixth and a solo home run by Darcy Sengewald in the seventh proved more than enough against UT's anemic offense.

NO. 5 TENNESSEE VS. NO. 9 ARIZONA STATE

WCWS GAME 9

June 3, 2006 at Oklahoma City, Okla.

Tennessee	0	0	0	0	1	0	0	0	2	-	3	8	0	(60-11)
Arizona St	0	0	0	0	1	0	0	0	0	-	1	4	2	(53-15)

WP-M. Abbott (43-9) LP-Burkhart (30-8) T-2:32 A-7436
HR TN - Griffin (10); ASU - Knabe

Facing elimination for the first time in the 2006 Women's College World Series, the Lady Vols proved they were up to the task ahead by outlasting a game Arizona State squad, 3-1 (nine inn.). An ASU fielding error in the fifth provided UT with the game's initial run, but the Sun

Devils' Heidi Knabe homered off Abbott to deadlock the contest at 1-1. Neither team could race in front until the ninth when freshman Jennifer Griffin delivered a clutch two-run homer to right center to seal the 3-1 win.

The orange-clad partisans in attendance as well as the national television audience watched UT stave off elimination behind the efforts of WCWS and UT rookie Jennifer Griffin. The Whittier, Calif., native drove a pitch over the right center field wall in the ninth for a two-run, game-winning home run in UT's 3-1 triumph. The above picture is from the moment of contact.





Tennessee enjoyed an enthusiastic fan following at the Women's College World Series in Oklahoma City, Okla. With constant chants and cheering, the orange-clad partisans in attendance helped lead the Lady Vols past #1 UCLA, #9 Arizona State and #3 Arizona. They even showed true determination by lasting until the end of the opener against the Bruins that concluded at 2:01 a.m. local time.

NO. 3 ARIZONA VS. NO. 5 TENNESSEE

WCWS GAME 11

June 4, 2006 at Oklahoma City, Okla.

Arizona	0	0	0	0	0	0	0	-	0	2	1	(51-11)
Tennessee	0	0	0	0	1	0	X	-	1	3	3	(61-11)

WP-M. Abbott (44-9) LP-Hollowell (29-5) T-1:46 A-5641
HR TN - K. Card (7)

The task was outlined...defeat #3 Arizona twice in a day to advance to the WCWS Championship Series. UT took care of business in the opener by downing the Wildcats, 1-0. Abbott and UA's Alicia Hollowell duelled through four scoreless frames before the clutch Katherine Card drove a Hollowell offering to deep center. Arizona's

Caitlin Lowe raced back and actually dove over the wall trying to make the catch. She didn't come up with the ball as UT took the one-run lead. Abbott made it count in a two-hitter.

NO. 3 ARIZONA VS. NO. 5 TENNESSEE

WCWS GAME 13

June 4, 2006 at Oklahoma City, Okla.

Arizona	2	2	1	0	0	1	0	-	6	9	1	(52-11)
Tennessee	0	0	0	0	0	0	0	-	0	2	3	(61-12)

WP-Hollowell (30-5) LP-M. Abbott (44-10) T-1:52 A-3864

For the second straight season, the Lady Vols came up just a win short of the WCWS Championship Series falling to #3 Arizona, 6-0. The Wildcats wasted no time jumping on Abbott by plating a pair of runs in both the first and second. Three uncharacteristic UT errors opened the door for three unearned runs as UA added single tallies in the third and sixth frames. Tennessee completed the 2006 campaign third nationally and with 61 victories against 12 losses for a program-best .836 win percentage.



Despite suffering through a back injury for the majority of the 2006 campaign, senior designated player Kristi Durant demonstrated her grit and toughness by returning with a vengeance in the WCWS. The Placentia, Calif., native hit at a team-best .333 clip on her way to WCWS All-Tournament honors. She went 2-for-4 with two RBI in the upset of #1 UCLA.

2007 NCAA REGIONAL NO. 5 (3-0)

Knoxville, Tenn.
May 18-20, 2007



Front row (l-r): Tiffany Baker, Alexia Clay, Jennifer Griffin, Erinn Webb, Danielle Pieroni, Lindsay Schutlzler, Natalee Weissinger, Liane Horiuchi, Kenora Posey, Nicole Kajitani.

Back row (l-r): Shannon Doepping, Megan Rhodes, Allison Fulmer, Anita Manuma, Monica Abbott, Caitlin Ryan, Tonya Callahan, Lillian Hammond, Tiffany Huff, India Chiles

A 63-8 overall record and having spent a record 11 consecutive weeks atop the ESPN.com/USA Softball poll helped the national fifth-seeded Tennessee Lady Vol softball team again draw hosting position for an NCAA Regional. For the third straight season, UT swept its three match-ups to advance on to the best-of-three Super Regional.

In the opener, Tennessee senior pitcher Monica Abbott (5 IP, 0 H, 13 K) and junior hurler Megan Rhodes (1 IP, 0 H, 0 K) combined on a perfect game by facing the minimum of 18 Furman hitters over six frames. Up 2-0 heading to the fifth, a three-run blast by Shannon Doepping helped the Orange roll to an 8-0 (6 inn.) win.

In a rematch of an early season match-up, UT plated a pair of runs in the first frame against North Carolina via a Tonya Callahan RBI single and a Doepping sacrifice fly. Abbott struck out 17 in a complete-game six-hitter. Unfortunately India Chiles also suffered a torn ACL on a play between first and second.

In the regional title contest Tennessee bested Winthrop 7-0 behind RBIs from Anita Manuma, Alexia Clay and Kenora Posey. Abbott struck out 12 in a three-hit shutout.

May 18, 2007 at Knoxville, Tenn.

Furman	0	0	0	0	0	0	-	0	0	3	(21-35-1)
Tennessee	0	2	0	0	5	1	-	8	12	0	(55-5)

WP-M. Abbott (42-3) LP-Murray (10-18) T-1:33

A-684

HR TN - Doepping (5)

May 19, 2007 at Knoxville, Tenn.

North Carolina	0	0	0	0	0	0	0	-	0	6	1(46-20)
Tennessee	2	0	0	0	0	0	X	-	2	5	(56-5)

WP-M. Abbott (43-3) LP-Spaulding (7-2) T-2:07

A-615

May 20, 2007 at Knoxville, Tenn.

Tennessee	0	3	0	0	3	1	-	7	11	0	(57-5)
Winthrop	0	0	0	0	0	0	-	0	3	2	(45-11)

WP-M. Abbott (44-3) LP-Woolridge (17-6) T-2:03

A-628

GENERAL

2015 PREVIEW

STAFF

PLAYERS

OPPONENTS

2014 REVIEW

HISTORY & RECAPS



2007 NCAA SUPER REGIONAL NO. 5 (2-1)

Knoxville, Tenn.
May 25-26, 2007

The NCAA Super Regionals brought Tennessee a surprise, as No. 12 Hawai'i and its powerful offense roared into Knoxville after having taken down perennial power UCLA in the regionals. For freshman Anita Manuma, the visit had special significance, as her sister Valana Manuma played shortstop for the Rainbow Wahine.

Having been on the mainland for weeks for conference and NCAA play, Hawai'i looked overwhelmed in the first game of the series as Abbott no-hit the Wahine and struck out 10 in a 9-0 (5 inn.) blowout. Freshman Tiffany Huff knocked in a career high five runs in the match-up.

Hawai'i's powerful bats got uncorked in the second contest by blasting three home runs and outlasting the Lady Vols, 9-6. UT plated four runs in the top of the seventh, but the rally proved fruitless.

Staring elimination squarely in the eye, down 1-0 in the fourth frame, UT rookie put together a three-run fourth on a big two-RBI double from Erinn Webb and a four-run fifth to win 7-1 and advance on to the WCWS.

May 25, 2007 at Knoxville, Tenn.

Hawai'i	0	0	0	0	0	0	-	0	0	3	(49-12)
Tennessee	1	4	0	4	X	-	9	7	0	(58-5)	

WP-M. Abbott (45-3) LP-Smethurst (19-9) T-1:29 A-1104

May 26, 2007 at Knoxville, Tenn.

Tennessee	0	0	2	0	0	0	4	-	6	10	1	(58-6)
Hawai'i	2	0	0	3	3	1	X	-	9	11	1	(50-12)

WP-Robinson (17-1) LP-M. Rhodes (13-3) T-2:07 A-1109
HR TN - callahan (11); HW - Robinson, Franklin, Power

May 26, 2007 at Knoxville, Tenn.

Hawai'i	0	1	0	0	0	0	0	-	1	6	0	(50-13)
Tennessee	0	0	0	3	4	0	X	-	7	9	0	(59-6)

WP-M. Abbott (46-3) LP-Baughman (5-2) T-1:45 A-1127

2007 WOMEN'S COLLEGE WORLD SERIES (4-2)

Oklahoma City, Okla.
May 31-June 6, 2007



Back at the Women's College World Series for the third straight campaign, Tennessee took another major step by becoming the first team from the Southeastern Conference to reach the WCWS best-of-three Championship Series. After sweeping three games to reach the title set, UT nabbed the opener over No. 4 Arizona, 3-0. Unfortunately for the Big Orange, the Lady Vols dropped the final two games to the Wildcats to suffer heartbreak but still finished as the NCAA Division I runner-up for 2007.

NO. 1 TENNESSEE VS. NO. 7 TEXAS A&M

WCWS GAME 3

May 31, 2007 at Oklahoma City, Okla.

Tennessee	0	0	0	0	0	0	2	-	2	11	0	(60-6)
Texas A&M	0	0	0	0	0	0	0	-	0	0	0	(46-13)

WP-M. Abbott (47-3) LP-Scarborough (26-9) T-2:21 A-6812

UT downed No. 7 Texas A&M, 2-0, to advance on in the winner's bracket. Lady Vol senior pitcher Monica Abbott struck out 16 to break the NCAA single-season strikeout record (665 K's) and threw her third career postseason and 23rd overall no-hitter. Even with all that, the story of the game proved to be injured senior India Chiles singling in the eventual game-winning run

in a crucial seventh-inning rally. The Big Orange also broke the WCWS single-game record for stolen bases by swiping five in the match-up with two steals each by Lindsay Schutzler and Kenora Posey and one from Erinn Webb.



Lady Vol autographs were in high demand after each game by the huge crowds that swarmed Oklahoma City throughout the Women's College World Series.

NO. 4 ARIZONA VS. NO. 1 TENNESSEE

WCWS GAME 6

June 1, 2007 at Oklahoma City, Okla.

Arizona	0	0	0	0	0	0	0	-	0	6	1	(45-13-1)
Tennessee	0	0	0	0	0	1	X	-	1	2	0	(61-6)

WP-M. Abbott (48-3) LP-Mowatt (37-11) T-2:07 A-7744

No. 1 Tennessee scratched out a run in the bottom of the sixth to back a complete game shutout by senior pitcher Monica Abbott as the Lady Vols downed No. 4 Arizona, 1-0, to improve to 2-0 and move within one victory of making the best-of-three WCWS Championship Series. Due to a lengthy rain delay, the match-up against

the Wildcats started at 11:23 p.m. CT, three hours and 23 minutes after the originally scheduled start time of 8 p.m. CT. By finishing at 1:28 a.m. CT, the contest marked the second latest foray into the night for the Lady Vols in their three-year history at the WCWS.

NO. 6 NORTHWESTERN VS. NO. 1 TENNESSEE

WCWS GAME 12

June 3, 2007 at Oklahoma City, Okla.

Northwestern	0	0	0	0	0	0	0	-	0	2	2	(33-11)
Tennessee	2	0	0	0	0	1	X	-	3	3	0	(62-6)

WP-M. Abbott (49-3) LP-Canney (33-11) T-1:45 A-6949

No. 1 and fifth-seeded Tennessee's perfect roll through the Women's College World Series continued in front of 6,949 fans at the ASA Hall of Fame Stadium, as the Lady Vols defeated No. 6 and second-seeded Northwestern, 3-0, to secure the program's first-ever berth in the WCWS Championship Series. Big Orange pitcher Monica Abbott continued her outstanding efforts in the circle by striking out 17 Wildcats in a two-hit shutout. India Chiles continued her impressive contributions for the Lady Vol offense with a 1-for-3 effort at the plate, a run scored and her 44th stolen base.



NO. 1 TENNESSEE VS. NO. 4 ARIZONA CHAMPIONSHIP SERIES GAME 1

June 4, 2007 at Oklahoma City, Okla.

Tennessee 0 1 0 1 0 0 1 - 3 6 0 (63-6)
Arizona 0 0 0 0 0 0 0 - 0 4 0 (48-14-1)

WP-M. Abbott (50-3) LP-Mowatt (40-12) T-1:53
A-5231

HR TN - Doepping (6), Clay (4)

The Lady Vols utilized another pitching gem from Monica Abbott, solo home runs by junior Shannon Doepping and freshman Alexia Clay and another clutch RBI single from ever-dependable senior India Chiles to down No. 4 Arizona, 3-0, and take a 1-0 lead in the best-of-three WCWS Championship Series. Abbott became the first pitcher ever to cross the 700-strikeout plateau in the triumph and improved her scoreless inning streak to 33.2 consecutive frames.



Junior catcher Shannon Doepping's solo blast off Arizona hurler Taryne Mowatt helped guide the Lady Vols to a 3-0 victory in the opening game of the best-of-three NCAA Championship Series against the Wildcats. Here, as has become a habit for Tennessee in WCWS play, her teammates wait at the plate to give her a Big Orange "Standing O."

NO. 4 ARIZONA VS. NO. 1 TENNESSEE CHAMPIONSHIP SERIES GAME 2

June 5, 2007 at Oklahoma City, Okla.

Arizona 0 0 0 0 0 0 0 0 0 1 - 1 4 1 (49-14-1)
Tennessee 0 0 0 0 0 0 0 0 0 0 - 0 7 1 (63-7)

WP-Mowatt (41-12) LP-M. Abbott (50-4) T-3:07 A-5301

With the national title in reach, No. 1 Tennessee stranded 14 base runners in a difficult 1-0 (10 inn.) loss to No. 4 Arizona at the ASA Hall of Fame Stadium to force a third and decisive contest for the NCAA title. The Lady Vols out-hit the Wildcats 7-4 but couldn't come up with the one clutch hit needed to tally that vital run to back Abbott's 11-strikeout, four-hitter in the circle. India Chiles

(2-for-5) and Kenora Posey (2-for-4) each recorded a pair of hits to lead the offense, while Lindsay Schuttzler (1-for-4), Shannon Doepping (1-for-3) and freshman designated player Alexia Clay (1-for-5) were each responsible for one of UT's seven total base knocks.

NO. 1 TENNESSEE VS. NO. 4 ARIZONA CHAMPIONSHIP SERIES GAME 3

June 6, 2007 at Oklahoma City, Okla.

Tennessee 0 0 0 0 0 0 0 - 0 7 1 (63-8)
Arizona 0 0 0 0 5 0 X - 5 10 1 (50-14-1)

WP-Mowatt (42-12) LP-M. Abbott (50-5) T-2:25 A-5533
HR ARIZ - Mesa (9)

The 2007 campaign will go down as the most successful in program history for Tennessee for a variety of reasons after a second-place finish at the Women's College World Series, the program's first Southeastern Conference regular season title and the initial No. 1 ranking in school and league history. The season also will be remembered as one of disappointment after coming so very close to UT's first softball national title before falling short in a 5-0 loss to No. 4 Arizona in Oklahoma City, Okla. UA erupted for five runs in the fifth to back a Taryne Mowatt shutout to win its eighth title.

2008 NCAA REGIONAL NO. 13 (3-2)

Knoxville, Tenn.

May 16-18, 2008



Front row (l-r): Shannon Doepping, Natalee Weissinger, Chandra Mogan, Kelsey Stander, Kelly Grieve, Danielle Pieroni, Kenora Posey, Nicole Kajitani.

Back row (l-r): Erinn Webb, Jen Lapicki, Anita Manuma, Megan Rhodes, Caitlin Ryan, Ashton Ward, Tonya Callahan, Tiffany Huff, Allison Fulmer, Lillian Hammond.

May 16, 2008 at Knoxville, Tenn.

Winthrop 0 0 0 0 0 0 - 0 11 (36-18)
Tennessee 0 0 0 0 3 X - 3 50 (48-14)

WP-Rhodes (21-9) LP-Woolridge (16-10)

T-1:56 A-628

HR TN - Doepping (4)

May 17, 2008 at Knoxville, Tenn.

Virginia Tech 0 0 0 4 0 0 - 4 50 (46-15)
Tennessee 0 0 0 0 0 0 - 0 31 (48-15)

WP-Tincher (35-6) LP-Rhodes (21-10) T-2:13

A-668

HR VA TECH - Stolle

May 17, 2008 at Knoxville, Tenn.

Tennessee 1 0 1 0 4 0 2 - 8 110 (49-15)
 Louisville 0 0 1 0 0 0 0 - 1 5 3 (31-23)

WP-Rhodes (22-10) LP-Wadwell (19-15)

T-1:55 A-741

HR TN - Lapicki (6)

May 18, 2008 at Knoxville, Tenn.

Tennessee 2 2 0 0 10 2 - 7 11 0 (50-15)
 Virginia Tech 0 0 0 0 10 0 - 1 4 3 (46-16)

WP-Rhodes (23-10) LP-Tincher (35-7) T-2:14

A-637

HR TN - Webb 2 (9); VA TECH - Walker (4)

May 18, 2008 at Knoxville, Tenn.

Virginia Tech 0 0 0 4 0 0 0 - 4 4 2 (47-15)
Tennessee 1 0 0 0 0 0 1 - 2 4 1 (50-16)

WP-Tincher (36-7) LP-Rhodes (23-11) T-2:51

A-658

HR VA TECH - Hall (7); TN Webb (10)

The Tennessee Lady Vol softball team received its fifth consecutive bid to the NCAA Field of 64 and played host to its fourth consecutive NCAA Regional in 2008. UT managed a 3-2 overall record in the event, being eliminated in the championship contest by eventual Women's College World Series participant Virginia Tech and its All-American hurler Angela Tincher by a 4-2 count.

The Big Orange rode a combined one-hit shutout from Megan Rhodes and Ashton Ward to a 3-0 victory over Winthrop in both teams' opener, marking UT's 10 straight NCAA Regional victory dating back to 2004. Va. Tech utilized 14 strikeouts from Tincher and a surprise grand slam from No. 9 hitter Caroline Stolle to race past Tennessee 4-0 and drop the Lady Vols into the loser's bracket. Forced into action again later that day, UT blew out Louisville, 8-1, as freshman Jen Lapicki blasted a homer and knocked in four runs.

With two teams remaining with a chance at NCAA Super Regionals, UT had to beat Tech twice in the same day to advance. The Big Orange used the Erinn Webb power show to drop the Hokies 7-1 in the opener as the Hemet, Calif., native hammered two home runs in the triumph. Up 1-0 after three innings and with the momentum, UT was undone by a 50-minute rain delay. Following the break, Tech responded with a four-run top of the fourth to eventually prevail 4-2 and send UT home early.



2009 NCAA REGIONAL NO. 13 (2-2)

Knoxville, Tenn.

May 15-17, 2009



Front row (l-r): Nicole Kajitani, Natalee Weissinger, Ashley Andrews, Tiffany Huff, Erinn Webb, Kelly Grieve, Amanda Poppleton, Holly Baker.

Back row (l-r): Allison Fulmer, Shelby Burchell, Danielle Pieroni, Dee Dee Fryer, Ashton Ward, Cat Hosfield, Lillian Hammond, Jen Lapicki, Jessica Spigner.

The 2009 Tennessee Lady Vol softball team secured the program's sixth consecutive trip to NCAA Regionals as the nation's No. 13 seed for the second straight year. Hosting the regional round for the fifth consecutive season, UT advanced to the championship round of the event at Lee Stadium before dropping back-to-back match-ups to upstart Jacksonville State and ending its season at 40-18-1 overall.

A clutch RBI single in the bottom of the seventh inning from freshman third baseman Jessica Spigner backed 1.1 frames of scoreless relief by senior hurler Danielle Pieroni as Tennessee outlasted James Madison in its regional opener, 4-3. A 5-2 triumph over Nebraska on the strength of a clutch three-run, second-inning double by pinch hitter Ashton Ward sent the Big Orange through to face JSU for a place in NCAA Super Regionals.

Jacksonville State wasted little time in getting to UT for a pair of runs in the second frame and four more in the sixth on the way to a 6-1 victory to force a championship-deciding game. Despite jumping in front 1-0 during the opening inning on a sacrifice fly from junior catcher Tiffany Huff, Tennessee watched the Gamecocks rally for single tallies in the top of the fourth and fifth innings versus Pieroni to eventually prevail, 2-1, and advance through to the best-of-three Super Regionals.

May 15, 2009 at Knoxville, Tenn.

James Madison 0 0 0 0 3 0 - 3 7 1(35-15)

Tennessee 1 1 0 0 0 1 1 - 4 7 1(39-16-1)

WP-Pieroni (7-2) LP-Felts (18-5) T-2:39 A-702
HR JMU - Dominguez (6)

May 16, 2009 at Knoxville, Tenn.

Tennessee 0 4 0 0 1 0 0 - 5 5 0 (40-16-1)

Nebraska 1 0 0 0 0 0 1 - 2 5 0 (35-18)

WP-Pieroni (8-2) LP-Hill (25-14) T-2:32 A-802

May 17, 2009 at Knoxville, Tenn.

Tennessee 0 0 0 0 0 0 1 -1 8 1(40-17-1)

Jacksonville St 0 2 0 0 0 4 0 - 6 6 3(42-14)

WP-Pittman (17-3) LP-Hosfield (28-13)
T-2:26 A-729
HR JSU - Sellers (7)

May 17, 2009 at Knoxville, Tenn.

Jacksonville St 0 0 0 1 1 0 0 - 2 7 0(43-14)

Tennessee 1 0 0 0 0 0 0 - 1 5 1(40-18-1)

WP-Eliasson (18-7) LP-Pieroni (8-3) T-2:17 A-729

2010 NCAA KNOXVILLE REGIONAL (3-0)

Knoxville, Tenn.

May 21-23, 2010



Front row (l-r): Ashley Andrews, Kat Dotson, Morgan Fowler, Holly Baker, Kelly Grieve, Nicole Kajitani, Andi Williamson, Lauren Gibson, Melissa Brown, Megan Givens.
Back row (l-r): Shelby Burchell, Erinn Webb, Leah Taylor, Cat Hosfield, Ivy Renfro, Whitney Hammond, Raven Chavanne, Tiffany Huff, Jessica Spigner.

Tennessee picked up the national No. 15 seeding and earned the right to host NCAA Regionals in Knoxville for the sixth straight season. UT swept its three match-ups to advance on to a best-of-three Super Regional for the first time since 2007.

In the opener versus Ball State, UT freshman pitcher Ivy Renfro tossed a four-hit shutout in her first NCAA Tournament action as the Lady Vols prevailed, 5-0. Rookie second baseman Lauren Gibson had the big blow at the plate with a tone-setting, two-run homer during the Lady Vols' three-run first inning.

The Big Orange set numerous NCAA program records, including those for most single-game runs, hits and RBIs, in an 11-2 rout of Virginia to advance to the Knoxville Regional title tilt for the sixth consecutive campaign. Freshman left fielder Raven Chavanne equaled a program NCAA mark with four hits as part of a 4-for-5, two-RBI effort, while junior center fielder Kelly Grieve went 3-for-5 with a double and two RBIs and sophomore third baseman Jessica Spigner was 2-for-5 with two RBIs.

Between Tennessee and its fourth all-time berth in the NCAA Super Regionals was Louisville, making its third trip to Knoxville for NCAA's after previous visits in 2006 & 2008. UL struck first on a HR by clean-up hitter Chelsea Bemis in the second inning. A two-out single by Grieve and an RBI double off the bat of Spigner tied the score at 1-1 in the fifth. With regulation play not enough, the match-up progressed to the ninth frame where a lead-off double by Gibson started a two-run UT outburst. Sophomore pitcher Cat Hosfield, who had fired eight innings of four-hit ball, gave way to Renfro in the circle. The 6-0 right hander worked a perfect ninth for the save as UT advanced on to super regionals.

May 21, 2010 at Knoxville, Tenn.

Ball State	0 0 0 0 0 0 -	0 4 0	(43-15)
------------	---------------	-------	---------

Tennessee	3 0 0 1 1 0 X -	5 8 0	(43-13)
------------------	------------------------	--------------	----------------

WP-I. Renfro (27-4) LP-Milian (32-6) T-1:39

A-806

HR TN - Gibson (6)

May 22, 2010 at Knoxville, Tenn.

Tennessee	0 2 0 2 0 5 2 -	11 150	(44-13)
------------------	------------------------	---------------	----------------

Virginia	0 0 0 2 0 0 -	2 7 1	(34-22)
----------	---------------	-------	---------

WP-I. Renfro (28-4) LP-Mitchell (27-17) T-2:48

A-812

HR TN - Huff (7)

May 23, 2010 at Knoxville, Tenn.

Tennessee	0 0 0 0 1 0 0 2 -	3 12 0	(45-13)
------------------	--------------------------	---------------	----------------

Louisville	0 1 0 0 0 0 0 0 -	1 4 4	(41-19)
------------	-------------------	-------	---------

WP-C. Hosfield (16-8) LP-Collins (18-6) T-2:38

A-817

HR LOU - Bemis (13)



2010 NCAA ANN ARBOR SUPER REGIONAL (2-0)

Ann Arbor, Mich.

May 27-28, 2010

Back in the NCAA Super Regionals for the first time since 2007, Tennessee was sent on the road to face No. 2 national seed Michigan. The powerful Wolverines entered the best-of-three series having won 36 consecutive games at the Wilpon Softball Complex in Ann Arbor, Mich., dating back to the 2009 season.

Right from the start in the series opener, UT freshman pitcher Ivy Renfroe took control from the circle, carrying a no-hitter into the seventh inning in an eventual 5-0 upset of the Maize & Blue. Junior center fielder Kelly Grieve proved the heroine at the plate by contributing three, two-out RBIs during the shocking Big Orange victory.

With sophomore hurler Cat Hosfield keeping Michigan's bats in check over the first four innings of game two, Tennessee used the long ball to race to a commanding 4-0 advantage. Seniors Nicole Kajitani and Erinn Webb blasted back-to-back home runs in the second inning, while Webb followed two innings later with her second big fly of the contest. UM clawed back within a run at 4-3 and loaded the bases with one out in the seventh against reliever Renfroe. The 6-0 righthander struck out dangerous third baseman Maggie Viefhaus and got catcher Roya St. Clair to line sharply to Ashley Andrews at short to set off Big Orange jubilation.

May 27, 2010 at Ann Arbor, Mich.

Tennessee	0 0 3 0 2 0 0 - 5 41	(46-13)
Michigan	0 0 0 0 0 0 0 - 0 2 2	(49-7)

WP-I. Renfroe (29-4) LP-J. Taylor (26-4) T-2:09
A-2116

May 28, 2010 at Ann Arbor, Mich.

Michigan	0 0 0 0 2 1 0 - 3 7 0	(49-8)
Tennessee	1 2 0 1 0 0 X - 4 50	(47-13)

WP-C. Hosfield (17-8) LP-N. Nemitz (21-4) T-2:23
A-2479
HR TN - Webb (7, 8), Kajitani (3); MICH - Findlay (14), Shaw (21)

2010 WOMEN'S COLLEGE WORLD SERIES (2-2)

Oklahoma City, Okla.

June 3-6, 2010

For the fourth time in program history, Tennessee earned its way to Oklahoma City for the Women's College World Series and for the fourth time in the last six seasons, UT secured a top three national finish. The Big Orange opened its stay at the event with a 9-0 (5 inn.) rout of eventual WCWS finalist No. 3 Arizona and then bested Southeastern Conference Eastern Division rival No. 9 Georgia, 7-5, to reach the semifinal round. Unfortunately, needing just one win to reach the best-of-three WCWS Championship Series, UT suffered back-to-back losses to the Wildcats to finish its magical year at No. 3 in the national rankings and with a 49-15 overall record.



NO. 16 TENNESSEE VS. NO. 3 ARIZONA

WCWS GAME 3

June 3, 2010 at Oklahoma City, Okla.

Tennessee	0	0	4	3	2	-	9	6	0	(48-13)
Arizona	0	0	0	0	0	-	0	3	1	(48-12)

WP-I. Renfroe (30-4) LP-Fowler (34-7) T-2:16 A-6547

Tennessee improved to a staggering 4-0 all-time in WCWS opening games with a 9-0 (5 inn.) rout of #3 Arizona to advance on into the winner's bracket. The nine runs marked the most scored by the Lady Vols in a WCWS contest and the victory continued UT's perfect run through the NCAA Tournament to that point, improving to 6-0. Freshman pitcher Ivy Renfroe limited the dangerous Wildcats to just three hits in a complete game to move to 30-4 on the season and become the only Lady Vol pitcher not named Monica Abbott to win 30 games in a season and post a victory at the WCWS. Senior first baseman Erinn Webb and sophomore third baseman Jessica Spigner each knocked in two runs to lead the offense. UA hurler Kenzie Fowler helped UT's cause by being called for numerous illegal pitches from the circle, including one that plated Tennessee's first run in the third.



Freshman pitcher Ivy Renfroe chats postgame with ESPN reporter Holly Rowe after firing a three-hit shutout versus #3 Arizona. The 9-0 (5 inn.) victory marked the Jackson, Tenn., native's first career appearance at the WCWS.

NO. 16 TENNESSEE VS. NO. 9 GEORGIA

WCWS GAME 6

June 4, 2010 at Oklahoma City, Okla.

Tennessee	0	2	4	1	0	0	0	-	7	8	0	(49-13)
Georgia	0	0	0	1	1	0	3	-	5	10	1	(49-12)

WP-I. Renfroe (31-4) LP-McCloud (13-2) T-2:54 A-8694
HR TN - Webb (9); UGA - Razey (14)

A clutch grand slam from senior first baseman Erinn Webb helped power No. 16 Tennessee past old league rival No. 9 Georgia, 7-5, and advance the Lady Vols on to the WCWS semifinal round. Freshman pitcher Ivy Renfroe went the whole way from the circle, striking out 10 Bulldogs while recording her 14th career complete game to improve to 5-0 with a 1.21 ERA and 42 K's in 34.2 innings of work during NCAA Tournament action. Four UGA pitches helped UT nab a 2-0 lead in the second frame before Webb blew things open with her third inning grand slam. Georgia rallied late, cutting its deficit to 7-5 and bringing the potential tying run to the plate in the seventh inning. A Renfroe K and a stellar play on a bouncer to third by Jessica Spigner ended the drama as UT prevailed.



Senior first baseman Erinn Webb races toward the plate ready to celebrate her crucial third-inning grand slam that gave #16 Tennessee a 6-0 lead over #9 Georgia. The Big Orange eventually hung on to upset the Bulldogs, 7-5.



NO. 3 ARIZONA VS. NO. 16 TENNESSEE

WCWS GAME 12

June 6, 2010 at Oklahoma City, Okla.

Arizona 0 0 3 0 5 - 8 90 (51-12)

Tennessee 0 0 0 0 0 - 0 20 (49-14)

WP-Fowler (37-7) LP-I. Renfroe (31-5) T-2:12 A-6838

Facing elimination from the WCWS, No. 3 Arizona turned the tables on No. 16 UT by downing the Big Orange by run-rule, 8-0 (5 inn.), and forcing an "if necessary" contest for a berth in the best-of-three championship series. UA pitchers Kenzie Fowler and Sarah Akamine limited the Big Orange offense to just two

hits (senior catcher Tiffany Huff, freshman pinch hitter Melissa Brown), while Ivy Renfroe took the loss for UT after allowing three runs on four hits with five K's in 2.2 innings. Brittany Lastrapes and Karissa Buchanan each posted two RBIs for the 'Cats.

NO. 16 TENNESSEE VS. NO. 3 ARIZONA

WCWS GAME 13

June 6, 2010 at Oklahoma City, Okla.

Tennessee 1 0 1 0 0 0 - 2 6 1 (49-15)

Arizona 0 0 2 0 1 2 X - 5 12 0 (52-12)

WP-Fowler (38-7) LP-I. Renfroe (31-6) T-2:42 A-5120

HR ARIZ - Chambers (18), Arredondo (7)

Despite racing to a 2-0 lead heading into the bottom of the third inning, Tennessee was eliminated from the WCWS by No. 3 Arizona, 5-2. A bases-loaded walk by UT freshman second baseman Lauren Gibson granted the Lady Vols a 1-0 lead in the first and things looked promising as the Big Orange had entered the contest 39-4 in 2010 when scoring first. A beautiful Gibson slide around the UA catcher on a bloop single by senior catcher

Tiffany Huff made it 2-0 in the top of third. Unfortunately for Tennessee, Arizona's Stacie Chambers dead-locked the score at 2-2 on a two-run bomb in the bottom of the third. A one-out single by Bridgette Del Ponte in the fifth gave UA its first lead of the game. From there Brittany Lastrapes added a two-run HR just inside the right field fair pole to finalize the score at 5-2.

2011 NCAA KNOXVILLE REGIONAL (2-2)

Knoxville, Tenn.

May 20-22, 2011



Front row (l-r): Chelsea O'Connor, Holly Baker, Tory Lewis, Kat Dotson, Kelly Grieve, Cat Hosfield, Lauren Gibson, Melissa Brown, Morgan Fowler, Ashley Andrews.

Back row (l-r): Jessica Spigner, Raven Chavanne, Ivy Renfro, Whitney Hammond, Kourtney Thomas, Madison Shipman, Ashley Holmes, Melissa Davin, Ellen Renfro, Shelby Burchell.

When the annual NCAA bracket was announced, Tennessee, fresh off a thrilling SEC Tournament title run, was surprised to earn a lower-than-expected No. 14-seed in the field of 64. UT's reward was perhaps the toughest regional in the country as three of the top 18 teams in the RPI would battle it out in Knoxville.

In the opener against Liberty, Ivy Renfro was dominant in the circle, firing her third career no-hitter to back a Lady Vol offense that scored eight two-out runs in an 8-0 (5 inn.) victory. Freshman Madison Shipman ended a seven-run, seventh inning outburst with a walk-off grand slam.

Despite out-hitting Oklahoma State, 9-8, UT dropped into the losers bracket by suffering a 6-1 defeat at the hands of the Cowgirls. With Tennessee forced to play again on May 21 in an attempt to avoid elimination, sophomore Lauren Gibson blasted a pair of homers to back another Ivy Renfro masterpiece (two-hitter) as the Big Orange cruised past No. 19 Georgia Tech, 7-0.

On championship Sunday UT knew it would have to defeat OSU twice to advance to NCAA Super Regionals. The Lady Vols rallied from deficits on a pair of occasions, even grabbing a 4-3 lead in the fifth, before the Cowgirls erupted for three tallies in the sixth. Down to its last chance, Tennessee managed to plate a run in the top of the seventh via a sacrifice fly. With a runner at second and two down, Gibson ripped a single to left. Unfortunately for the Big Orange, Kelly Grieve was thrown out at the plate to end the season.

May 20, 2011 at Knoxville, Tenn.

Liberty 0 0 0 0 0 - 0 0 1 (48-10)

Tennessee 0 0 1 0 7 - 8 8 1 (30-29)

WP-I. Renfro (18-4) LP-Johnson (15-14) T-1:16
A-1649

HR TN - Shipman (5)

May 21, 2011 at Knoxville, Tenn.

Oklahoma St. 1 1 0 0 1 3 0 - 6 8 0 (39-17)

Tennessee 0 0 0 0 1 0 0 - 1 10 1 (48-11)

WP-Espinosa (22-7) LP-E. Renfro (26-6) T-2:10
A-1649

HR OSU - Hamilton (6)

May 21, 2011 at Knoxville, Tenn.

Tennessee 4 0 2 1 0 0 0 - 7 10 0 (49-11)

Georgia Tech 0 0 0 0 0 0 0 - 0 2 2 (45-12)

WP-I. Renfro (19-4) LP-Anderson (13-2) T-2:15
A-1649

HR TN - Gibson (7, 8)

May 22, 2011 at Knoxville, Tenn.

Tennessee 0 0 0 1 3 0 1 - 5 8 2 (49-12)

Oklahoma St. 1 0 2 0 0 3 X - 6 7 0 (40-17)

WP-Odom (3-2) LP-E. Renfro (26-7) T-2:03
A-1649

HR TN - Burchell (15)

GENERAL

2015 PREVIEW

STAFF

PLAYERS

OPPONENTS

2014 REVIEW


HISTORY & RECAPS



2012 NCAA KNOXVILLE REGIONAL (4-1)

Knoxville, Tenn.

May 18-20, 2012



Front row (l-r): Kat Dotson, Hannah Akamine, Morgan Fowler, Melissa Brown, Tory Lewis, Holly Baker, Hannah Trainer, Lauren Gibson, Ashley Andrews, Raven Chavanne

Back row (l-r): Cheyanne Tarango, Whitney Hammond, Ivy Renfro, Haley Fagan, Madison Shipman, Melissa Davin, Ellen Renfro, Cat Hosfield, Shelby Burchell

Tennessee was named the No. 7 seed of the 2012 NCAA Tournament and played host to Miami (Ohio), UAB and Virginia Tech in the Knoxville Regional.

After a 1-0 setback against Miami (Ohio) in their first game, the Lady Vols came roaring back with four consecutive wins to advance to the Super Regionals. UT took an 8-0 win over UAB as Raven Chavanne and Kat Dotson each had two RBIs while Ellen Renfro and Ivy Renfro combined for five shutout innings of one-hit ball. Tennessee followed that with an 8-0, six-inning victory over Miami (Ohio) to eliminate the Redhawks. Madison Shipman and Melissa Brown each had two RBIs in the win and Ivy Renfro came through with 4.2 shutout innings in relief.

Virginia Tech presented a tough challenge on May 20, but UT survived a late seventh-inning surge by the Hokies to win, 2-1. Ellen Renfro tossed seven strong frames and Shipman had a solo homer in the game.

The Lady Vols punched their ticket to the Super Regionals later that day, riding the momentum of a five-run fifth to power past Virginia Tech, 10-2. Shelby Burchell was 3-for-4 with two RBIs and two doubles in the win.

May 18, 2012 at Knoxville, Tenn.

Miami 100 000 0 - 1 2 0 (41-18)

Tennessee 000 000 0 - 0 5 0 (46-11)

WP-Simpson (32-13) LP-I. Renfro (19-8)
T-1:29 A-1598

May 19, 2012 at Knoxville, Tenn.

Tennessee 011 24 - 8 10 0 (47-11)

UAB 000 00 - 0 1 0 (37-22)

WP-I. Renfro (20-8) LP-A. Torres (10-5)
T-1:43

May 19, 2012 at Knoxville, Tenn.

Tennessee 001 115 - 8 13 0 (48-11)

Miami 000 000 - 0 5 2 (41-20)

WP-I. Renfro (21-8) LP-Simpson (32-15)
T-1:53 A-27

May 20, 2012 at Knoxville, Tenn.

Virginia Tech 000 000 1 - 1 4 1 (42-20)

Tennessee 100 010 X - 2 7 1 (49-11)

WP-I. Renfro (22-8) LP-J. Harrell (31-15)
T-1:48 A-1718
HR TN - Shipman (10)

May 20, 2012 at Knoxville, Tenn.

Tennessee 205 001 2 - 10 16 1 (50-11)

Virginia Tech 101 000 0 - 2 4 3 (42-21)

WP-I. Renfro (23-8) LP-J. Harrell (31-16)
T-2:07 A-1718

2012 NCAA KNOXVILLE SUPER REGIONAL (2-1)

Knoxville, Tenn.

May 26-27, 2012

Making its fifth appearance in the NCAA Super Regionals, Tennessee found itself facing a familiar foe in SEC rival Georgia.

During the regular season, the teams split a doubleheader in Knoxville on April 4. The Lady Vols took the first game of the Super Regional on May 26, 3-2. Ivy Renfro fired a seven-strikeout complete game and Shelby Burchell drove in two runs.

The Bulldogs evened the series with a 1-0 win in Sunday's first game. An errant throw to first on a double-play ball scored UGA's Macie Couey for the lone run of the game.

Tennessee re-gathered itself quickly and used some late-inning magic in the deciding game to punch its fifth ticket to the Women's College World Series. Georgia took a 1-0 lead in the bottom of the fifth, but UT would respond in the top of the sixth. With the bases loaded, Shelby Burchell delivered an RBI bloop single to score Raven Chavanne and tie the game at 1-1. Kat Dotson followed with a sac fly to plate Lauren Gibson and give the Lady Vols a 2-1 edge they would hold the remainder of the game.

Ivy Renfro earned all six of UT's wins in the Regionals and Super Regionals, cementing her place in school history as one of the most clutch pitchers to ever don the Orange and White.

Senior Shelby Burchell's RBI single in the top of the sixth sparked a UT rally to help the Lady Vols punch their ticket to the 2012 Women's College World Series.

May 26, 2012 at Knoxville, Tenn.

Georgia	000 002 0 - 2 6 0	(44-16)
Tennessee	002 100 X - 3 6 1	(51-11)

WP-I. Renfro (24-8) LP-Arevalo (26-8)
T-1:53 A-1822

May 27, 2012 at Knoxville, Tenn.

Tennessee	00 000 0 - 0 2 1	(51-12)
Georgia	001 000 X - 1 3 1	(45-16)

WP-Arevalo (27-8) LP-E. Renfro (27-4)

T-1:55 A-1808

May 27, 2012 at Knoxville, Tenn.

Tennessee	000 002 0 - 2 5 0	(52-12)
Georgia	000 0 10 0 - 1 3 0	(45-17)

WP-I. Renfro (25-8) LP-Arevalo (27-9)
T-1:51 A-1808



Junior pitcher Ivy Renfro earned six wins in the Regionals and Super Regionals to carry the Lady Vols to their fifth Women's College World Series in eight years.

GENERAL

2015 PREVIEW

STAFF

PLAYERS

OPPONENTS

2014 REVIEW

HISTORY & RECORDS



2012 WOMEN'S COLLEGE WORLD SERIES (0-2)

Oklahoma City, Okla.
May 31 - June 6, 2012



Tennessee earned its fifth trip to the Women's College World Series behind gritty performances from a variety of UT stars. In Oklahoma City, the Lady Vols battled hard, but came up short in two games. A re-match with SEC rival and eventual national champion Alabama was Tennessee's first game and the Crimson Tide rode the momentum of a four-run fourth to take a 5-3 win over the Lady Vols on May 31. The team fell to the Oregon, 3-1, on June 2 UT finished the season ranked seventh in the ESPN.com/USA Softball poll and sixth in the USA Today/NFCA Division I poll.

NO. 7 TENNESSEE VS. NO. 2 ALABAMA WCWS GAME 3

May 31, 2012 at Oklahoma City, Okla.

Tennessee	020 000 1 - 3 5 2	(52-13)
Alabama	400 100 X - 5 5 1	(56-7)

WP- Traina (38-2) LP-I. Renfroe (25-9) T-2:18 A-

Tennessee suffered its first-ever loss in a WCWS opening game. Alabama jumped out to a 4-0 lead in the bottom of the first. UT responded with two runs in the top of the second thanks to a two-run homer from sophomore Melissa Davin.

The Crimson Tide added another run in the bottom of the fourth when Jennifer Fenton ripped an RBI single up the middle.

UT tried to rally back in the top of the seventh. Rookie Cheyanne Tarango drew a one-out walk off Alabama's Jackie Traina and fellow freshman followed with a pinch-hit walk. With two Lady Vols on board, Raven Chavanne delivered an RBI hit to the right to plate a run.

Alabama would escape with the win as Traina issued back-to-back strikeouts.

NO. 7 TENNESSEE VS. NO. 11 OREGON WCWS GAME 8

June 2, 2012 at Oklahoma City, Okla.

Oregon	200 100 0 - 3 6 1	(45-17)
Tennessee	010 000 0 - 1 4 0	(52-14)

WP-J. Moore (33-14) LP-E. Renfroe (27-5) T-1:56 A-8504

Oregon scored two runs in the top of the first to take command of the game early.

UT senior catcher Ashley Andrews put a spark in the Tennessee offense in the bottom of the second. With two outs, Andrews singled through the right side and stole second base. Sophomore Tory Lewis drove her in with an RBI hit to right center.

The Ducks added another run in the top of the fourth.

A controversial play ended a potential UT scoring opportunity in the bottom of the sixth when a throw struck Lauren Gibson in the back while she was running from first to second. The resulting obstruction call produced an inning-ending double play.

2013 NCAA KNOXVILLE REGIONAL (3-0)

Knoxville, Tenn.

May 17-19, 2013



Front row (l-r): Kat Dotson, Jennifer Burroughs, Haley Tobler, Lauren Gibson, Tory Lewis, Hannah Trainer, Anna Renfroe, Melissa Brown, Hannah Akamine

Back row (l-r): Erin Gabriel, Raven Chavanne, Cheyanne Tarango, Rainey Gaffin, Whitney Hammond, Ivy Renfroe, Madison Shipman, Melissa Davin, Ellen Renfroe, Lexi Overstreet

Tennessee was named the No. 7 seed of the 2013 NCAA Tournament and played host to Longwood, James Madison and NC State in the Knoxville Regional.

UT dominated Longwood in a 9-2 win in Game 2 of the Regional. Ivy Renfroe struck out six over five strong innings, Cheyanne Tarango had a two-RBI hit and a three-run jack and Rainey Gaffin had a two-run blast as the Lady Vols stormed past the Lancers.

The Lady Vols played an 11-inning marathon game against NC State the next day, marking Tennessee's longest-ever game (at the time) and the seventh 11-inning game in school history. UT came away with a 1-0 win in the bottom of the 11th thanks to a walk-off triple by Rainey Gaffin that scored Cheyanne Tarango from first base. Ellen Renfroe was stellar in the circle, fanning 13 batters over 11 scoreless frames.

On May 19, after inclement weather and lightning delayed the start of the game, Tennessee defeated NC State, 7-0, to win the regional. Madison Shipman had a two-run homer and three RBIs and Ivy Renfroe had five shutouts over seven scoreless frames of one-hit ball.

**May 17, 2013 at Knoxville, Tenn.**

Longwood 000 00 - 0 2 0 (41-19)

Tennessee 004 5X - 9 8 0 (45-9)

WP-Ivy Renfroe (18-4) LP-Libby Morris (21-9) T-1:25
A-1649

HR UT - Cheyanne Tarango (10), Rainey Gaffin (3)

May 18, 2013 at Knoxville, Tenn.

NC State 000 000 000 00 - 0 4 0 (34-19-1)

Tennessee 000 000 000 01 - 1 8 3 (46-10)

WP-Ellen Renfroe (17-4) LP-Emily Weiman (32-17)
T-3:23 A-1649

May 19, 2013 at Knoxville, Tenn.

Tennessee 220 300 0 - 7 10 0 (47-10)

NC State 000 000 0 - 0 1 1 (35-20-1)

WP-Ivy Renfroe (19-4) LP-Emily Weiman (33-18)
T-2:05 A-1649

HR UT - Madison Shipman (10)

GENERAL

2015 PREVIEW

STAFF

PLAYERS

OPPONENTS

2014 REVIEW

HISTORY & RECORDS



2013 NCAA KNOXVILLE SUPER REGIONAL (2-0)

Knoxville, Tenn.

May 24-25, 2013

In its sixth-ever appearance in the NCAA Super Regionals, the 2013 Tennessee softball team would have to get through defending National Champion Alabama to earn its way to Oklahoma City.

When the teams met in the regular season, Tennessee came out ahead in a pair of thrillers to take the first two games out of three against then-No. 1/2 Alabama.

In the Super Regionals, the Lady Vols and the Crimson Tide provided fans with more edge-of-your seat action.

In Game 1, Alabama struck first with a second-inning RBI single and Hannah Akamine answered with a solo shot to left-center in the bottom half of the inning. Tennessee took a 3-1 lead in the bottom of the third when Cheyanne Tarango ripped a two-run single. Alabama's Haylie McCleney hit an RBI double in the fourth to bring the Tide to within one run. Ivy Renfrore tossed 3.1 scoreless relief frames to earn the win.

Tennessee fell into a 3-0 hole after the first two innings of Game 2, but clawed its way back with runs in the middle innings. Madison Shipman had a sac fly in the third inning to get UT on the board. In the fourth, Rainey Gaffin hit a sac fly to center and Raven Chavanne clubbed an RBI single to center to tie the game at 3-3.

UT took the lead in the top of the fifth after Shipman hit a leadoff double and Kat Dotson brought her home with a sac fly to center.

Alabama had a great chance to come back with two on in the bottom of the fifth, but Tarango, who had not pitched in over a month, came through in the circle. Pitching in relief of starter Ivy Renfrore, Tarango's off-speed pitches baffled the Alabama batters as she got three outs to leave the Tide runners stranded.

Melissa Brown added an RBI double up the middle in the seventh to plate fellow senior Whitney Hammond and give UT an insurance run. Ellen Renfrore tossed scoreless sixth and seventh frames to help UT punch its sixth trip to the Women's College World Series.

May 24, 2013 at Knoxville, Tenn.

Alabama	010 100 0 - 2 5 1	(45-14)
Tennessee	012 000 X - 3 4 1	(48-10)

WP-Ivy Renfrore (20-4) LP-Jackie Traina (19-7)

T-2:29 A-1650

HR UT - Hannah Akamine (3)

May 25, 2013 at Knoxville, Tenn.

Tennessee	001 210 1 - 5 10 2	(49-10)
Alabama	210 0000 - 3 7 2	(45-15)

WP-Ivy Renfrore (21-4) Save-Ellen Renfrore(2)

LP-Jackie Traina (19-8) T-2:46 A-1650



2013 WOMEN'S COLLEGE WORLD SERIES (3-2)

Oklahoma City, Okla.

May 30 - June 4, 2013



Tennessee punched its sixth ticket to the Women's College World Series in nine years behind key hits and excellent pitching, especially from senior Ivy Renfrore, who posted five wins in the NCAA Regionals and Super Regionals. In the Women's College World Series, Ellen Renfrore proved to have the hot hand and elevated her game to another level on the sport's biggest stage. Key hits and dominant pitching carried UT to the Championship Series for the second time in school history. Tennessee and Oklahoma dueled for 12 innings in an instant classic Game 1, but UT would fall in the title series to the Sooners in two games. The Lady Vols concluded the season as the national runner-up and finished at No. 2 in both the USA Today/NFCA Division I softball poll and the final ESPN.com/USA Softball Collegiate Top 25 poll.

NO. 7 TENNESSEE VS. NO. 2 FLORIDA

WCWS GAME 2

Using three-run first and a four-run sixth, the No. 7 Tennessee handed No. 2 Florida its worst loss of the year in a 9-2 win for the Lady Vols in Game 2 of the 2013 Women's College World Series.

The Lady Vol seniors helped Tennessee to its eighth 50-win season as Melissa Brown, Raven Chavanne, Kat Dotson and Lauren Gibson combined for six hits, seven RBIs and four runs scored. Fellow senior Whitney Hammond scored a pinch run while Dotson was just a home run shy of the cycle.

Ellen Renfroe was dominant in the circle allowing just four hits and two earned runs while sitting down nine Gators by way of the K.

UT scored three in the first when Cheyanne Tarango drew a bases-loaded walk to plate Dotson and Brown clubbed a two-RBI double to right center.

The Lady Vols exploded to a 7-2 lead with a four-run sixth. Hammond scored on an error, Dotson knocked a two-RBI double down the right field line and Gibson knocked an RBI double down the left field line.

In the seventh, Hannah Akamine scored on a wild pitch and Kat Dotson hit an RBI triple to center to seal the Tennessee victory.

May 30, 2013 at Oklahoma City, Okla.

Tennessee	300 004 2 - 9 11 1	(50-10)
Florida	000 020 0 - 2 4 2	(57-8)

WP-Ellen Renfroe (18-4) LP-Hannah Rogers (33-6)
T-3:13 A-7911



NO. 7 TENNESSEE VS. NO. 11 WASHINGTON

WCWS GAME 5

June 1, 2013 at Oklahoma City, Okla.

Washington	000 000 0 - 0 2 0	(44-16)
Tennessee	000 000 1 - 1 9 1	(51-10)

WP-Ellen Renfroe (19-4) LP-Inglesby, Kaitlin (23-8)
T-2:48 A-0



After tornadoes in the Oklahoma City area canceled play on May 31, No. 7 Tennessee and No. 11 Washington squared off in Game 5 of the WCWS on June 1.

UT's Ellen Renfroe and Washington's Kaitlin Inglesby were locked in a pitchers' duel through six and a half innings. Cheyanne Tarango opened the bottom of the seventh with a single to short and senior Whitney Hammond entered to pinch run. A sacrifice bunt by Melissa Brown moved Hammond to second base and the crafty senior base runner advanced to third base on a lineout to the circle. Tory Lewis delivered a two-out walkoff single up the middle in the bottom of the seventh to plate Hammond for the game-winning run.

Ellen Renfroe tallied 10 strikeouts in an seven-inning, two-hit shutout to earn the win.

NO. 7 TENNESSEE VS. NO. 4 TEXAS

WCWS GAME 11

No. 7 Tennessee started and finished strong in 2-1 win over No. 4 Texas in Game 11 of the WCWS on June 2 to earn a trip to the Championship Series.

Lauren Gibson, who hit her first collegiate home run off Texas ace Blaire Luna in 2010, launched a two-out 2-0 pitch from Luna into the stands in left field in the first inning to give the Lady Vols a 1-0 lead. Tennessee scored again in the top of the sixth when Lexi Overstreet drew a bases-loaded walk to score Gibson. Texas scored in the bottom of the seventh when Lindsey Stephens hit a solo homer off Ellen Renfroe, but UT held on to seal the victory.

Ivy Renfroe got the win after striking out six over 4.2 scoreless frames.

June 2, 2013 at Oklahoma City, Okla.

Tennessee	100 001 0 - 2 3 0	(52-10)
Texas	000 000 1 - 1 5 0	(51-10)

WP-Ivy Renfroe (22-4) Save-Ellen Renfroe(3)
LP-Luna, Blaire (32-7) T-2:36 A-0
HR UT - Lauren Gibson (19)
HR TEXAS - Stephens, Lindsey (1)

GENERAL

2015 PREVIEW

STAFF

PLAYERS

OPPONENTS

2014 REVIEW

HISTORY & RECAPS



NO. 7 TENNESSEE VS. NO. 1 OKLAHOMA CHAMPIONSHIP SERIES GAME 1

In the longest game in Tennessee softball history, the Lady Vols fell to Oklahoma, 5-3, in the bottom of the 12th inning in Game 1 of the Women's College World Series Championship Series.

The three-hour and 50-minute, edge-of-your-seat Championship Series opener was one of the most thrilling games in the history of college softball with late-game heroics by both Tennessee and Oklahoma stars.

Game 1 was first and foremost a pitching duel between two of the finest hurlers in the country in OU's Keilani Ricketts and Tennessee's Ellen Renfro. Both pitchers kept the opposing lineups off the scoreboard for 10 innings before things got very interesting in the 11th.

With one out and two on in the top of the 11th, UT's Madison Shipman ripped a three-run home run to deep center field to give the Lady Vols a 3-0 advantage.

Oklahoma answered in the bottom of the 11th, tying the game at 3-3 with an RBI double by Brittany Williams, an RBI triple by Destinee Martinez and an RBI double by Callie Parsons.

The Sooners won the game in the bottom of the 12th when Lauren Chamberlain hit a two-run homer.

June 3, 2013 at Oklahoma City, Okla.

Tennessee	000 000 000 030 - 3 5 1 (52-11)
Oklahoma	000 000 000 032 - 5 10 1 (56-4)

WP-Ricketts, Keilani (35-1) LP-Ellen Renfro (19-5)

T-3:50 A-8300

HR UT - Madison Shipman (11)

HR OU - Chamberlain, Lauren (30)



NO. 7 TENNESSEE VS. NO. 1 OKLAHOMA CHAMPIONSHIP SERIES GAME 2

June 4, 2013 at Oklahoma City, Okla.

Oklahoma	003 000 1 - 4 7 0 (57-4)
-----------------	--------------------------

Tennessee	000 000 0 - 0 3 0 (52-12)
------------------	---------------------------

WP-Gascoigne, Michell (19-3) LP-Ivy Renfro (22-5)

T-2:11 A-8527

HR OU - Ricketts, Keilani (15)

The Tennessee softball team's season came to a close on June 4 as the Lady Vols fought hard, but came up short in a 4-0 loss to Oklahoma in Game 2 of the Women's College World Series Championship Series. The Sooners were crowned the 2013 NCAA National Champions.

Lauren Gibson, Ellen Renfro and Madison Shipman were named to the WCWS All-Tournament team for their efforts over the course of the WCWS.

Ivy Renfro started the game and tossed 2.1 innings with two strikeouts and three runs allowed, all on a Keilani Ricketts home run in the third inning. Ellen Renfro came into the game in relief after the Ricketts home run and allowed four hits and just one earned run while fanning five in relief.

OU starter Michelle Gascoigne held Tennessee to three hits on the day (Madison Shipman, Melissa Davin, Kat Dotson) while totaling 12 strikeouts over seven shutouts frames.

The loss capped one of the finest seasons in Tennessee softball history and marked the final game for the incredible, record-setting senior class of Melissa Brown, Raven Chavanne, Kat Dotson, Whitney Hammond, Lauren Gibson and Ivy Renfro.



2014 NCAA KNOXVILLE REGIONAL (3-0)

Knoxville, Tenn.
May 16-18, 2014



Front row (l-r): Hannah Devotie, Shaliyah Geathers, Annie Aldrete, Anna Renfroe, Hannah Akamine, Haley Tobler, Alley Perkins, Hannah McDonald, Jennifer Burroughs
Back row (l-r): Erin Gabriel, Lexi Overstreet, Taylor Koenig, Rainey Gaffin, Madison Shipman, Melissa Davin, Ellen Renfroe, Megan Geer, Cheyanne Tarango

Tennessee was named the No. 10 seed of the 2014 NCAA Tournament and played host to Charleston Southern, Lipscomb and Virginia Tech in the Knoxville Regional from May 16-18.

The Lady Vols set a new program record with 12 runs scored in a 12-3, five-inning win over Charleston Southern in Game 2 of the Knoxville Regional on May 16. UT tied another program record when it posted eight runs in the first inning, matching its most ever in an NCAA Tournament game. Annie Aldrete hit a three-run homer in the first to set the tone and finished with six RBIs. Ellen Renfroe threw three shutout frames to earn the win.

Tennessee remained hot the next day, crushing Virginia Tech, 12-0 in five frames in Game 4 of the regional. Aldrete smashed two home runs to tie Lauren Gibson's single-season home run record of 19. Lexi Overstreet smacked a three-run homer in the third inning to give UT a 9-0 lead. Renfroe earned the win after striking out four over five scoreless innings.

UT punched its seventh ticket to the NCAA Super Regionals on May 18, edging Lipscomb, 2-0. In a pitching duel between Renfroe and Lipscomb's Ashley Anderson, one hit made all the difference. Overstreet smacked a two-run homer in the sixth inning to give Tennessee the lead. Renfroe was brilliant in the circle, striking out 10 over seven shutout innings while allowing just three hits.

Tennessee hit .324 as a team with nine homers and 26 runs in the 2014 Knoxville Regional. The Lady Vols' pitching staff combined for a perfect 0.00 ERA with 17 strikeouts over 17 innings of work.

May 16, 2014 at Knoxville, Tenn.

Charleston Southern 000 30 - 3 7 2 (27-32-1)
Tennessee 830 1X - 12 9 2 (43-10)

WP-Ellen Renfroe (27-6) LP-Cheyenne Gandara (11-12)
 T-2:36 A-1681

HR UT - Annie Aldrete (17), Haley Tobler (3)

May 17, 2014 at Knoxville, Tenn.

Tennessee 246 00 - 12 10 0 (44-10)
 Virginia Tech 000 00 - 0 2 1 (36-22)

WP-Ellen Renfroe (28-6) LP-Maggie Tyler (15-9)
 T-1:43 A-1428

HR UT - Megan Geer (5), Madison Shipman (18), Annie Aldrete 2 (19), Lexi Overstreet (7), Rainey Gaffin (2)

May 18, 2014 at Knoxville, Tenn.

Tennessee 000 002 0 - 2 5 0 (45-10)
 Lipscomb 000 000 0 - 0 3 0 (41-15)

WP-Ellen Renfroe (29-6) LP-ANDERSON, Ashley (20-8)
 T-2:00 A-1628

HR UT - Lexi Overstreet (8)



2014 NCAA NORMAN SUPER REGIONAL (1-2)

Norman, Okla.
May 23-25, 2014

Tennessee found itself matched up against a familiar foe in the 2014 NCAA Super Regionals as the No. 10-seed Lady Vols faced No. 7-seed and defending national champion Oklahoma from May 23-25 in Norman. The teams had played the previous year in the Championship Series of the Women's College World Series.

Game 1 of the Norman Super Regional featured a lightning delay in the bottom of the third inning followed by a rain delay that lasted two hours and 37 minutes. Oklahoma had a 2-0 lead after Georgia Casey hit an RBI single in the first inning and Erin Miller knocked a sacrifice fly to center in the second.

Tennessee came out of the rain delay strong. In the top of the fourth, Annie Aldrete hit a one-out double to the wall in right center, Melissa Davin followed with a bloop single to right field and Lexi Overstreet clubbed an RBI single off the top of the right field wall to pull UT to within 2-1.

Oklahoma responded a Lauren Chamberlain RBI single in the bottom of the fourth, a solo homer by Brittany Williams in the fifth and four more runs in the sixth to seal an 8-1 win at 11:30 p.m. CT.

Tennessee bounced back the next day, taking a 4-0 win in Game 2 of the series to force a Game 3. In the bottom of the second inning, Megan Geer ladered a full-count pitch from Kelsey Stevens to left field for a solo homer. The Lady Vols plated three runs in the fifth inning. Overstreet and Aldrete drew a bases-loaded walks and Madison Shipman scored on an error.

Ellen Renfro was strong in the circle, striking out six Sooners over seven shutout frames. The win was the 102nd of her storied career and the shutout was her 41st - both the second-best in Tennessee history.

Game 2 featured weather delays as well as lightning and rain in Norman caused a delay of three hours and 54 minutes, halting the game in the second inning. With Game 3 slated to start at 11:20 p.m. CT, the NCAA decided to move the game to the next day.

The Lady Vols fell to the Sooners in Game 3, 8-2, marking Tennessee's first time not advancing out of a Super Regional after successfully winning its previous six (2005, 2006, 2007, 2010, 2012, 2013).

UT took a 1-0 lead in the second inning when Megan Geer scored after Destinee Martinez dropped a high fly ball in left field. The Sooners answered with two runs in the second inning, including a solo homer by Chamberlain and an RBI single up the middle by Erin Miller.

Tennessee tied the game at 2-2 in the top of the fourth when Davin ripped a one-out, solo home run to left field. That blast was the 30th of her career and tied her for fifth most in UT history.

Oklahoma retook the lead when Martinez scored on a fielder's choice in the bottom of the fourth. The Sooners added another run in the fifth and four more in the sixth.



May 23, 2014 at Norman, Okla.

Tennessee	000 100 0 - 1 6 4	(45-11)
Oklahoma	110 114 0 - 8 10 0	(49-10)

WP-Kelsey Stevens (36-7) LP-Ellen Renfro (29-7)
T-5:24 A-1718
HR OU - Shelby Pendley (17), Brittany Williams (13)

May 24, 2014 at Norman, Okla.

Oklahoma	000 000 0 - 0 5 2	(49-11)
Tennessee	010 030 X - 4 3 0	(46-11)

WP-Ellen Renfro (30-7) LP-Kelsey Stevens (36-8)
T-6:24 A-1751
HR UT - Megan Geer (6)

May 25, 2014 at Norman, Okla.

Tennessee	010 100 0 - 2 3 1	(46-12)
Oklahoma	002 114 X - 8 13 1	(50-11)

WP-Kelsey Stevens (37-8) LP-Ellen Renfro (30-8)
T-2:40 A-1940
HR UT - Melissa Davin (14)
HR OU - Lauren Chamberlain 2 (12), Brittany Williams (14), Georgia Casey (13), Javen Henson (5)



■ TEAM BATTING - GAME

At Bats	40 vs. Louisville, 5/23/10
Runs	12, most recently vs. Virginia Tech, 5/17/14
Hits	16 vs. Virginia Tech, 5/20/12
Runs Batted In	12 vs. Virginia Tech, 5/17/14
Doubles	4, most recently vs. Florida, 5/30/13
Triples	1, most recently Lipscomb, 5/18/14
Home Runs	6 vs. Virginia Tech, 5/17/14
Total Bases	29 vs. Virginia Tech, 5/17/14
Sacrifice Flies	3 vs. Alabama, 5/25/13
Sacrifice Hits	3, most recently vs. Georgia, 5/26/12
Most Strikeouts	14, most recently vs. Virginia Tech, 5/17/08
Walks	11 vs. Charleston Southern, 5/16/14
Hit by Pitch	4 vs. Virginia Tech, 5/20/06
Stolen Bases	7 vs. Virginia, 5/22/10
Most Runners LOB	16 vs. Louisville, 5/23/10

■ TEAM PITCHING - GAME

Innings Pitched	11.0, most recently vs. Oklahoma, 6/3/13
Batters Faced	46, Ellen Renfroe vs. Oklahoma, 6/3/13
Runs Allowed	12, most recently vs. Washington, 5/21/99
Earned Runs Allowed	11 vs. Washington, 5/21/99
Strikeouts	17, most recently vs. Northwestern, 6/3/07
Walks	7, most recently vs. Alabama, 5/31/12
Hits	17 vs. Washington, 5/21/99
Doubles	7 vs. Cal State Fullerton, 5/20/99
Triples	1, most recently vs. Oklahoma, 6/4/13
Home Runs	5 at Oklahoma, 5/25/14
Wild Pitches	2, most recently vs. Texas, 6/2/13
Hit Batters	3, most recently vs. Virginia, 5/22/10

■ TEAM FIELDING - GAME

Putouts	33, most recently vs. Oklahoma, 6/3/13
Assists	15 vs. Michigan, 6/5/05
Errors	4 at Oklahoma, 5/23/14
Double Plays	1, most recently at Oklahoma, 5/24/14
Passed Balls	1, most recently vs. Georgia, 5/27/12

■ NCAA TOURNAMENT CAREER RECORDS - HITTING

Games Played

1. Tonya Callahan (2005-08)	38
Shannon Doepking (2005-08)	38
3. Kenora Posey (2005-08)	37
Lindsay Schutzler (2005-08)	37
5. Raven Chavanne (2010-13)	33
Kat Dotson (2010-13)	33
Lauren Gibson (2010-13)	33

Batting Average (min. 50 AB)

1. Kelly Grieve (2008-11)	.431
2. India Chiles (2004-07)	.378
3. Erinn Webb (2007-10)	.365
4. Raven Chavanne (2010-13)	.357
5. Kristi Durant (2003-06)	.343

At Bats

1. Lindsay Schutzler (2004-07)	115
2. Raven Chavanne (2010-13)	112
3. Kat Dotson (2010-13)	108
Tonya Callahan (2005-08)	108
5. Shannon Doepking (2005-08)	100

Runs

1. Lindsay Schutzler (2004-07)	25
2. Raven Chavanne (2010-13)	20
Lauren Gibson (2010-13)	20
4. Madison Shipman (2011-14)	17
Kat Dotson (2010-13)	17

Hits

1. Raven Chavanne (2010-13)	40
2. Kat Dotson (2010-13)	37
3. Lindsay Schutzler (2004-07)	35
4. Tonya Callahan (2005-08)	32
5. Madison Shipman (2011-14)	29

Doubles

1. Erinn Webb (2007-10)	9
2. Tiffany Huff (2007-10)	8
3. Madison Shipman (2011-14)	8
Tonya Callahan (2005-08)	6
5. Shelby Burchell (2009-12)	5
Katherine Card (2003-06)	5

Triples

1. Erinn Webb (2007-10)	2
2. Rainey Gaffin (2013-pres)	1
Melissa Davin (2011-14)	1
Madison Shipman (2011-14)	1
Raven Chavanne (2010-13)	1
Kat Dotson (2010-13)	1
Tiffany Huff (2007-10)	1
Kristi Durant (2003-06)	1

Home Runs

1. Erinn Webb (2007-10)	6
2. Madison Shipman (2011-14)	5

3. Lauren Gibson (2010-13)	4
Tonya Callahan (2005-08)	4
Shannon Doepking (2005-08)	4

Grand Slams

1. Madison Shipman (2011-14)	1
Erinn Webb (2007-10)	1
Katherine Card (2003-06)	1

Runs Batted In

1. Madison Shipman (2011-14)	23
2. Lauren Gibson (2010-13)	19
Erinn Webb (2007-10)	19
Tonya Callahan (2005-08)	19
5. Tiffany Huff (2007-10)	18

Stolen Bases

1. Lindsay Schutzler (2004-07)	12
2. Raven Chavanne (2010-13)	11
3. Kelly Grieve (2008-11)	10
Kenora Posey (2005-08)	10

Walks

1. Tonya Callahan (2005-08)	19
2. Lauren Gibson (2010-13)	17
Tiffany Huff (2007-10)	17



Kat Dotson accounted for three of UT's 16 hits in a 10-2 win over Virginia Tech in the Knoxville Regional on May 20, 2012.



Monica Abbott racked up 17 strikeouts in a WCWS win over Northwestern on June 3, 2007.

GENERAL

2015 PREVIEW

STAFF

PLAYERS

OPPONENTS

2014 REVIEW

HISTORY & RECORDS





Raven Chavanne had four hits vs. Virginia in the Knoxville Regional on May 22, 2010.



Ellen Renfroe threw 11 innings vs. Oklahoma in the WCWS Championship Series on June 3, 2013.

■ INDIVIDUAL BATTING - GAME

At Bats	6, most recently by Raven Chavanne vs. Oklahoma, 6/3/13
Runs	3, most recently by Rainey Gaffin vs. Charleston Southern, 5/16/14
Hits	4, most recently by Raven Chavanne vs. Virginia, 5/22/10
Runs Batted In	6, Annie Aldrete vs. Charleston Southern, 5/16/14
	6, Lauren Gibson vs. Georgia Tech, 5/21/11
Doubles	2, most recently by Shelby Burchell vs. Virginia Tech, 5/20/12
Triples	1, most recently by Melissa Davin vs. Lipscomb, 5/18/14
Home Runs	2, most recently by Annie Aldrete vs. Virginia Tech, 5/17/14
Total Bases	10, Erinn Webb vs. Virginia Tech, 5/18/08
Sacrifice Flies	1, most recently by Kat Dotson vs. Alabama, 5/25/13
Sacrifice Hits	2, most recently by Shannon Doepping vs. Arizona St., 6/3/06
Most Strikeouts	4, most recently by Raven Chavanne vs. Oklahoma, 6/3/13
Walks	4, Madison Shipman vs. Charleston Southern, 5/16/14
Hit by Pitch	2, most recently by Lindsay Schutzler vs. Virginia Tech, 5/20/06
Stolen Bases	2, most recently by Madison Shipman vs. NC State, 5/18/13

■ INDIVIDUAL PITCHING - GAME

Innings Pitched	11.0, most recently Ellen Renfroe vs. Oklahoma, 6/3/13
Batters Faced	46, Ellen Renfroe vs. Oklahoma, 6/3/13
Runs Allowed	8, Ellen Renfroe at Oklahoma, 5/23/14
Earned Runs Allowed	7, Megan Rhodes vs. Hawai'i, 5/26/07
Strikeouts	17, most recently by Monica Abbott vs. Northwestern, 6/3/07
Walks	7, Megan Rhodes vs. Michigan, 5/28/06
Hits	12, Ivy Renfroe vs. Arizona, 6/6/10
Doubles	5, most recently by Ellen Renfroe vs. Oklahoma, 6/3/13
Triples	1, most recently by Ellen Renfroe vs. Oklahoma, 6/4/13
Home Runs	3, most recently by Ellen Renfroe at Oklahoma, 5/25/14
Wild Pitches	2, most recently by Ivy Renfroe vs. Texas, 6/2/13
Hit Batters	3, most recently by Ivy Renfroe vs. Virginia, 5/22/10

■ INDIVIDUAL FIELDING - GAME

Putouts	18, Shannon Doepping vs. Northwestern, 6/3/07
Assists	7, most recently by Raven Chavanne vs. Alabama, 5/24/13
Errors	2, most recently by Megan Geer at Oklahoma, 5/23/14
Passed Balls	1, most recently by Hannah Akamine vs. Texas, 6/2/13

■ NCAA TOURNAMENT CAREER RECORDS - PITCHING

ERA (Min. 30 IP)

1. Monica Abbott (2004-07)	1.10
2. Ivy Renfroe (2010-13)	1.58
3. Ellen Renfroe (2011-14)	2.02
4. Megan Rhodes (2005-08)	2.64
5. Cat Hosfield (2009-12)	3.65

Appearances

1. Monica Abbott (2004-07)	37
2. Ivy Renfroe (2010-13)	27
3. Ellen Renfroe (2011-14)	22
4. Cat Hosfield (2009-12)	9
Megan Rhodes (2005-08)	9

Games Started

1. Monica Abbott (2004-07)	36
2. Ivy Renfroe (2010-13)	20
3. Ellen Renfroe (2011-14)	17
4. Cat Hosfield (2009-12)	6
5. Megan Rhodes (2005-08)	4

Wins

1. Monica Abbott (2004-07)	26
2. Ivy Renfroe (2010-13)	18
3. Ellen Renfroe (2011-14)	7
4. Megan Rhodes (2005-08)	4
5. Cat Hosfield (2009-12)	2
Danielle Pieroni (2006-09)	2

Winning Percentage (Min. 5 Dec.)

1. Ivy Renfroe (2010-13)	.783/18-5
2. Monica Abbott (2004-07)	.743/26-9
3. Megan Rhodes (2005-08)	.571/4-3
4. Ellen Renfroe (2011-14)	.500/7-7

Complete Games

1. Monica Abbott (2004-07)	31
2. Ivy Renfroe (2010-13)	13
3. Ellen Renfroe (2011-14)	8
4. Megan Rhodes (2005-08)	1

Solo Shutouts

1. Monica Abbott (2004-07)	19
2. Ivy Renfroe (2010-13)	7
3. Ellen Renfroe (2011-14)	5

Innings Pitched

1. Monica Abbott (2004-07)	229.2
2. Ivy Renfroe (2010-13)	133.0
3. Ellen Renfroe (2011-14)	107.2
4. Megan Rhodes (2005-08)	45.0
5. Cat Hosfield (2009-12)	30.2

Strikeouts

1. Monica Abbott (2004-07)	340
2. Ivy Renfroe (2010-13)	133
3. Ellen Renfroe (2011-14)	103
4. Megan Rhodes (2005-08)	46
5. Cat Hosfield (2009-12)	21

Saves

1. Ellen Renfroe (2011-14)	2
Ivy Renfroe (2010-13)	2

ALL-TIME ROSTER | BATTERS

Player	Hometown	Uni	Years	GP-GS	Avg.	AB	R	H	HR	RBI	SB/A
Monica Abbott	Salinas, Calif.	7	2004-05-06-07	129-104	.243	74	5	18	1	15	0/0
Jessica Adell	Prospect, Ky.	1	2015								
Hannah Akamine	Escondido, Calif.	6/12	2012-13-14	139-108	.249	273	35	68	7	57	1/1
Annie Aldrete	Monterey, Calif.	24	2014-15	58-55	.361	166	37	60	19	65	1/1
Christy Anch	Ashburn, Va.	1	2003-04	46-17	.148	54	3	8	0	4	1/1
Kim Anders	Erwin, Tenn.	14	2003-04	79-3	.000	8	11	0	0	0	0/0
Ashley Andrews	Tumwater, Wash.	22	2009-10-11-12	244-233	.250	521	107	130	6	55	30/39
Danielle Arriaga	Miami, Fla.	15	2003-04	40-24	.225	80	9	18	2	5	1/1
Gretchen Aucoin	Ocean Springs, Miss.	17	2015								
Sarah Ayres	Roseville, Calif.	4	1997-98-99	11-3	.000	6	0	0	0	1	0/0
Holly Baker	Broadway, Va.	4	2009-10-11-12	199-0	.265	49	34	13	2	5	12/13
Tiffany Baker	East Ridge, Tenn.	2	2007	redshirt							
Kristen Bass	Chattanooga, Tenn.	17	2003	16-2	.143	14	2	2	0	4	0/0
Jackie Beavers	Warren, Ohio	1	1996-97-99-2000	6-2	.250	8	5	2	0	1	0/0
Kortney Bell	Castaic, Calif.	22	2005-06	74-27	.184	87	21	16	4	16	3/4
Brittany Bessho	Marietta, Ga.	2	2004-05	110-64	.229	192	15	44	0	21	0/0
Crystal Bobo	Nolensville, Tenn.	9	2002	30-4	.062	16	2	1	0	1	0/0
Nicole Borg	Millbrae, Calif.	25	2001-02	47-18	.143	56	3	8	0	2	0/0
Whitney Bradshaw	Powell, Tenn.	3	2002	45-12	.323	31	15	10	0	4	1/1
Angela Brewer	East Ridge, Tenn.	20	2003-04	132-123	.286	346	44	99	17	92	0/0
Natalie Brock	Nashville, Tenn.	25	2005-06	104-22	.277	137	14	38	2	27	0/0
Alicia Brown	Clinton, Tenn.	2	2006	58-0	.200	5	17	1	0	0	4/6
Melissa Brown	Valencia, Calif.	11	2010-11-12-13	213-154	.270	466	67	126	7	87	4/4
Shelby Burchell	Columbia, Tenn.	28	2009-10-11-12	230-205	.284	538	92	153	27	136	4/6
Jennifer Burroughs	Clarksville, Tenn.	2	2013-14	70-0	.000	1	22	0	0	0	1-1
Tonya Callahan	Holden, Mo.	35	2005-06-07-08	289-288	.373	762	144	284	51	241	6/6
Nadia Cameron	Fairfield, Calif.	12	1999-2000	121-114	.250	292	27	73	1	22	2/3
Katherine Card	Soddy Daisy, Tenn.	6	2003-04-05-06	286-255	.308	763	118	235	21	147	6/11
Raven Chavanne	Thousand Oaks, Calif.	88	2010-11-12-13	246-246	.442	803	244	355	13	107	143/156
India Chiles	Louisville, Ky.	23	2004-05-06-07	256-176	.417	489	157	204	0	29	85/94
Ashley Cline	Gallatin, Tenn.	13	2004-05	124-79	.236	195	47	46	3	25	12/12
Alexia Clay	Rochester, Ind.	3	2007	59-33	.297	118	12	35	4	22	0/0
Melissa Davin	Fresno, Calif.	15	2011-12-13-14	210-182	.306	516	116	158	30	111	23/28
Hannah Devotie	Johnson City, Tenn.	9	2014-15	45-0	.000	1	12	0	0	0	1/2
Shannon Doepping	Acton, Calif.	11	2005-06-07-08	266-256	.277	672	71	186	18	141	1/1
Kat Dotson	Savannah, Ga.	33	2010-11-12-13	246-245	.368	714	185	263	18	165	90/105
Kristi Durant	Placentia, Calif.	24	2003-04-05-06	275-275	.388	812	106	315	10	203	4/4
Leigh Ann Ellis	Barboursville, W.Va.	21	2001-02	48-41	.176	108	6	19	2	11	0/0
Holly Ellison	Bryan, Texas	7	2000	37-35	.333	108	23	36	0	19	8/9
Sarah Fekete	Maryville, Tenn.	3	2003-04-05-06	280-266	.398	744	189	296	0	56	85/110
Mandie Fishback	Banks, Ore.	21	2003-04	127-127	.232	228	37	53	4	18	3/3
Kelli Fitzgerald	Lakewood, Calif.	9	1996-97-98-99	272-271	.349	805	192	281	4	157	26/35
Annie Fletcher	San Diego, Calif.	5	2000-01	116-115	.250	284	30	71	1	20	16/17
Candice Fode	San Marcos, Calif.	13	1996-97	132-125	.303	356	71	108	4	68	14/14
Morgan Fowler	Camden, Tenn.	24	2010-11-12	16-0	.462	13	2	6	1	5	0/0
Dee Dee Fryer	Sterling, Va.	23	2009	19-15	.200	40	5	8	2	5	2/2
Allison Fulmer	Maryville, Tenn.	12	2007-08-09	52-2	.205	44	1	9	0	7	0/0
Erin Gabriel	Poland, Ohio	22	2013-14-15	7-2	.000	4	0	0	0	0	0/0
Rainey Gaffin	Thornton, Col.	42	2013-14-15	102-82	.302	199	43	60	5	39	15/18
Shaliyah Geathers	Chattanooga, Tenn.	8	2014-15	35-24	.313	67	16	21	0	8	2/4
Megan Geer	Los Alamitos, Calif.	14	2014-15	58-58	.297	182	51	54	6	33	19/20
Lauren Gibson	Pasadena, Md.	27	2010-11-12-13	249-242	.361	679	188	245	46	216	46/53
Megan Givens	Soddy Daisy, Tenn.	1	2010	45-2	.208	24	3	5	0	5	0/0
Kelli Glass	Jensen Beach, Fla.	8	1998-99	138-132	.237	338	47	80	4	33	13/15
Meghan Gregg	Williamson, Ga.	55	2015								
Kelly Grieve	Asheville, N.C.	2	2008-09-10-11	236-214	.370	717	183	265	8	97	104/123
Jennifer Griffin	Whittier, Calif.	31	2006-07	112-107	.289	263	49	76	13	54	14/14
Lillian Hammond	Chattanooga, Tenn.	17	2006-07-08-09	128-136	.339	410	136	139	1	26	72/77
Whitney Hammond	Chattanooga, Tenn.	23	2010-11-12-13	152-26	.267	120	50	32	0	6	10/14
Kristen Hayes	Phoenix, Ariz.	8	2003	38-0	.000	2	15	0	0	0	1/1
Ashley Holmes	Whittier, Calif.	42	2011	11-0	.250	8	0	2	0	0	0/0
Liane Horiuchi	Wahiawa, Hawaii	1	2006-07	142-134	.238	286	64	68	5	27	23/29
Cat Hosfield	Murfreesboro, Tenn.	8	2009-10-11-12	82-34	.229	35	7	8	1	6	0/1
Tiffany Huff	Saugus, Calif.	52	2007-08-09-10	250-250	.339	690	140	234	24	220	27/31
Ellisha Humphrey	Knoxville, Tenn.	45	2001-02-03-04	239-171	.218	409	66	89	4	28	20/27
Stephanie Humphrey	Knoxville, Tenn.	4	2000-01-02-03	152-95	.189	95	12	18	0	9	0/0
Jennifer Hutson	Greenbrier, Tenn.	7	1996	39-19	.191	47	14	9	0	7	1/2
Lauren Irwin	Seymour, Tenn.	34	2015								
Bridget Jackson	Glendale, Ariz.	17	1996-97	135-133	.383	423	117	162	17	117	12/15
Stacey Jennings	Aurora, Colo.	5	2003-04-05	209-200	.279	535	78	149	14	88	20/26
Nicole Johnson	Knoxville, Tenn.	22	2001	48-27	.203	59	9	12	0	0	1/2

GENERAL

2015 PREVIEW

STAFF

PLAYERS

OPPONENTS

2014 REVIEW

HISTORY & RECORDS



Player	Hometown	Uni	Years	GP-GS	Avg.	AB	R	H	HR	RBI	SB/A
Nicole Kajitani	San Bernardino, Calif.	00	2007-08-09-10	233-122	.233	386	74	90	9	60	29/35
Taylor Koenig	Mira Loma, Calif.	5	2014-15	54-49	.305	141	20	43	2	29	0/1
Janette Koshell	Granite Bay, Calif.	3	2000-01	116-116	.330	351	61	116	12	62	11/14
Jen Lapicki	Oldwick, N.J.	16	2008-09	123-122	.284	334	48	95	11	71	2/3
Tory Lewis	Chattanooga, Tenn.	7	2011-12-13-15	156-94	.283	251	58	71	0	15	18/23
Hannah Low	Miwuk, Calif.	39	2001-02	115-113	.231	299	52	69	14	42	2/7
Anita Manuma	Ewa Beach, Hawaii	18	2007-08	84-51	.218	147	16	32	4	19	0/0
Lauren Mattox	Charlotte, N.C.	22	2003-04	131-117	.341	323	42	110	6	75	0/0
CJ McClain	Nashville, Tenn.	6	2015								
Hannah McDonald	Winchester, Tenn.	10	2014	3-0	.000	0	1	0	0	0	0/0
Scarlet McSwain	Paris, Tenn.	3	2015								
Rachael Mink	Corryton, Tenn.	99	2001	21-11	.242	33	1	8	1	7	0/0
Chandra Mogan	Fontana, Calif.	15	2008	54-41	.273	110	18	30	1	15	5/5
Maura Mollet	Yukon, Okla.	6	1998-99-2000-01	245-205	.247	639	88	158	0	45	25/32
Marissa Monroe	Sweetwater, Tenn.	16	2004	16-0	.000	1	6	0	0	0	0/0
Heather Moore	Bethany, Okla.	22	1996-97	128-114	.317	322	66	102	3	66	6/8
Nicole Murray	Carmichael, Calif.	15	2000-01-02	107-43	.207	111	28	23	2	12	4/5
Haileigh Norris	Millington, Tenn.	23	2015								
Kenyaill Norris	Grand Prairie, Texas	14	1996-97-98-99	260-252	.342	734	179	251	19	163	42/46
Chelsea O'Connor	Galeton, Colo.	17	2011	48-19	.242	66	9	16	1	8	1/1
LaDonna Oliver	Dayton, Tenn.	1	2005	60-0	.429	7	17	3	0	0	2/3
Lexi Overstreet	Suwanee, Ga.	19	2013-14-15	95-68	.291	165	32	48	9	40	4/4
Alley Perkins	Huntington Beach, Calif.	11	2014	31-9	.185	27	9	5	0	2	1/1
April Phillips	Charlotte, N.C.	7/30	1997-98-99-2000	245-129	.272	390	117	106	0	21	36/41
Danielle Pieron	Madison, Tenn.	5	2006-07-08-09	157-71	.209	249	18	52	1	35	2/3
Leslie Poole	Rootstown, Ohio	10	2000	21-13	.178	45	4	8	1	4	0/0
Amanda Poppleton	Elmira, N.Y.	55	2009	7-0	.000	0	2	0	0	0	1/1
Kenora Posey	Los Angeles, Calif.	8	2005-06-07-08	246-167	.281	437	118	123	0	8	94/107
Melissa Radley	Woodrising, Australia	9	2000-01	110-110	.294	316	43	93	2	41	15/19
Jodi Ramirez	Sacramento, Calif.	20	1997-98	131-117	.315	340	27	107	2	66	2/3
Tracy Fuentes Reidhead	Taylor, Ariz.	3	1996-97	135-135	.364	461	110	168	13	97	21/26
Anna Renfroe	Jackson, Tenn.	4	2013-14	25-1	.067	15	1	1	0	1	0/0
Ellen Renfroe	Jackson, Tenn.	13	2011-12-13-14	1-0	.000	1	0	0	0	0	0/0
Ivy Renfroe	Jackson, Tenn.	20	2010-11-12-13	1-0	1.000	1	0	1	0	0	0/0
Amber Rhinehart	Citrus Heights, Calif.	12	2001-02-03-04	209-204	.307	579	86	178	23	113	3/3
Megan Rhodes	Nashville, Tenn.	10	2005-06-07-08	1-0	.000	0	0	0	0	0	0/0
Carissa Rouston	Temecula, Calif.	13	2001-02	117-117	.224	326	42	73	15	48	3/4
Cherrae Rushton	Sacramento, Calif.	23	1998	55-46	.186	140	12	26	2	23	0/0
Caitlin Ryan	Knoxville, Tenn.	9	2005-06-07-08	90-1	.120	50	24	6	1	8	0/0
Kim Sanders	Placentia, Calif.	13	2003	21-6	.286	14	1	4	0	2	0/0
Nicole Schaeffer	Yorktown, Va.	11	2001-02	86-37	.118	34	14	4	0	1	3/3
Lindsay Schutzler	Monterey, Calif.	33	2004-05-06-07	296-294	.383	946	241	362	13	152	120/146
Nikki Sexton	Knoxville, Tenn.	2	2001-02	80-46	.161	112	18	18	2	9	8/8
Andie Sherman	Penryn, Calif.	8	2001-02	48-20	.163	49	11	8	1	7	1/1
Madison Shipman	Valencia, Calif.	44	2011-12-13-14	246-242	.348	727	177	253	44	207	58/73
Jessica Spigner	Santa Clarita, Calif.	9	2009-10-11	176-175	.332	494	104	164	38	159	1/1
Jennifer Springs	Jasper, Tenn.	23	2000	18-0	.000	0	5	0	0	0	1/2
Kelsey Stander	Paradise Valley, Ariz.	1	2008	54-2	.571	7	17	4	0	1	11/11
Jenny Steele	Soddy Daisy, Tenn.	16	1996-97-98-99	252-216	.307	628	137	193	0	41	28/30
Carrie Swinford	Carrollton, Ohio	32	1996-97-98-99	269-167	.338	816	186	276	28	197	36/43
Cheyenne Tarango	Anaheim Hills, Calif.	77	2012-13-14-15	173-144	.243	416	51	101	18	84	0/0
Leah Taylor	Brownsville, Tenn.	3	2010	42-0	.333	3	13	1	0	1	4/4
Blaine Teasley	Tucson, Ariz.	6/10	2002-03	125-119	.263	339	66	89	15	50	14/15
Kourtney Thomas	Warner Robins, Ga.	14	2011	8-4	.231	13	1	3	0	0	0/0
Haley Tobler	Vacaville, Calif.	21	2013-14	107-39	.296	142	34	42	3	21	2/5
Maria Torres	Parana, Argentina	19	1999-2000-01-02	187-128	.248	395	25	98	8	57	2/2
Hannah Trainer	Brentwood, Tenn.	1	2012-13	52-0	.500	2	17	1	0	0	7/7
Sarah Vaughn	Lenoir City, Tenn.	4	2006	47-14	.241	54	16	13	3	8	3/4
Amanda Venable	Rio Linda, Calif.	29	1999-2000	134-134	.353	405	57	143	16	91	2/2
Buffy Walker	Carlsbad, N.M.	11	1996-97-98-99	11-6	.333	6	0	2	0	1	0/0
Ashton Ward	Charlotte, N.C.	3	2008-09	16-5	.250	20	4	5	0	5	0/0
Lisa Warren	Escondido, Calif.	7	1998-99	139-139	.374	484	106	181	9	66	29/37
Chemil Washington	Vancouver, Wash.	31	2003	41-15	.079	38	4	3	0	4	0/0
Erinn Webb	Hemet, Calif.	14	2007-08-09-10	244-208	.264	607	100	160	25	126	30/35
Natalee Weissinger	Madison, Tenn.	6	2008-09	80-1	.103	29	20	3	0	3	2/3
Katie Williams	Bartlett, Tenn.	8	2000	26-1	.500	2	8	1	0	0	0/0
Adrianna Wilson	Cypress, Calif.	17	1999-2000-01-02	248-240	.296	655	55	194	30	132	2/2
Jessica Wilson	Brentwood, Tenn.	9	2003	8-0	.000	3	1	0	0	1	0/0
Kara Wingate	Reisterstown, Md.	23	1999	46-0	.250	4	13	1	0	0	1/4
Lisa Wyatt	Cincinnati, Ohio	18	1996-97	135-135	.374	428	98	160	12	101	21/27
Shianne Ybarra	Mission Viejo, Calif.	29	2015								

ALL-TIME ROSTER | PITCHERS

Pitcher (Min 50 IP)	Hometown	Uni	Years	ERA	W-L	GS	CG	SH	IP	SO
Monica Abbott	Salinas, Calif.	7	2004-05-06-07	0.79	189-34	206	178	112	1448.0	2440
Christy Anch	Ashburn, Va.	1	2003-04	3.24	6-5	10	0	0	84.1	56
Gretchen Aucoin	Ocean Springs, Miss.	17	2015							
Sarah Ayres	Roseville, Calif.	4	1997-98-99	2.26	50-32	77	59	16	541.0	234
Jackie Beavers	Warren, Ohio	1	1996-97-99-2000	1.84	76-47	121	92	25	768.1	335
Crystal Bobo	Nolensville, Tenn.	9	2002	4.94	3-1	2	0	0	28.1	24
Nicole Borg	Millbrae, Calif.	25	2001-02	3.42	9-11	21	15	2	131.0	56
Leigh Ann Ellis	Barboursville, W.Va.	21	2001-02	2.37	12-15	31	15	2	192.1	114
Erin Gabriel	Poland, Ohio	22	2013-14-15	3.05	10-1	21	4	3	87.1	98
Rainey Gaffin	Thornton, Colo.	42	2013-14-15	1.15	7-3	3	1	1	48.2	55
Cat Hosfield	Murfreesboro, Tenn.	8	2009-10-11-12	2.91	49-22	77	28	10	467.0	375
Ellisha Humphrey	Knoxville, Tenn.	45	2001-02-03-04	9.55	0-0	1	0	0	11.0	6
Stephanie Humphrey	Knoxville, Tenn.	4	2000-01-02-03	2.44	57-40	96	52	16	626.2	596
Stacey Jennings	Aurora, Colo.	5	2003-04-05	1.82	34-21	61	26	14	366.0	240
Nicole Murray	Carmichael, Calif.	15	2000-01-02	7.45	0-3	5	0	0	31.0	8
Jennifer Ortiz	San Diego, Calif.	6	1996	1.47	14-4	17	13	1	95.1	81
Danielle Pieroni	Madison, Tenn.	5	2006-07-08-09	2.55	8-3	9	1	1	79.2	52
Leslie Poole	Rootstown, Ohio	10	2000	3.55	10-10	20	11	2	128.1	54
Ellen Renfro	Jackson, Tenn.	13	2011-12-13-14	1.65	102-25	129	84	41	872.0	1005
Ivy Renfro	Jackson, Tenn.	20	2010-11-12-13	2.04	97-24	115	55	28	749.2	737
Megan Rhodes	Nashville, Tenn.	10	2005-06-07-08	1.77	67-22	96	37	19	570.1	726
Carissa Rouston	Temecula, Calif.	13	2001-02	7.80	0-1	0	0	0	11.2	2
Jessica Spigner	Santa Clarita, Calif.	9	2009-10-11	5.25	2-1	0	0	0	20.0	11
Cheyenne Tarango	Anaheim Hills, Calif.	77	2012-13-14-15	3.29	10-2	11	4	3	72.1	61
Buffy Walker	Carlsbad, N.M.	11	1996-97-98-99	1.97	54-27	87	61	16	536.1	316
Ashton Ward	Charlotte, N.C.	3	2008-09	2.12	30-7	42	15	6	264.0	229
Andi Williamson	Harts, W. Va.	13	2010	1.40	0-0	0	0	0	5.0	5

GENERAL

2015 PREVIEW

STAFF

PLAYERS

OPPONENTS

2014 REVIEW

HISTORY & RECORDS



00

Player	Hometown	Uni	Years	GP-GS	Avg.	AB	R	H	HR	RBISB/A
Nicole Kajitani	San Bernardino, Calif.	00	2007-08-09-10	233-122	.233	386	74	90	9	6029/35

1

Player	Hometown	Uni	Years	GP-GS	Avg.	AB	R	H	HR	RBISB/A
Jackie Beavers	Warren, Ohio	1	1996-97-99-2000	6-2	.250	8	5	20	1	0/0
Christy Anch	Ashburn, Va.	1	2003-04	46-17	.148	54	3	80	4	1/1
LaDonna Oliver	Dayton, Tenn.	1	2005	60-0	.429	7	17	30	0	2/3
Liane Horiuchi	Wahiawa, Hawaii	1	2006-07	142-134	.238	286	64	68	5	2723/29
Kelsey Stander	Paradise Valley, Ariz.	1	2008	54-2	.571	7	17	4	0	111/11
Megan Givens	Soddy Daisy, Tenn.	1	2010	45-2	.208	24	3	50	5	0/0Hannah
Trainer	Brentwood, Tenn.	1	2012-13	52-0	.500	2	17	10	0	7/7
Jessica Adell	Prospect, Ky.	1	2015							

Pitcher (Min 50 IP)	Hometown	Uni	Years	ERA	W-L	GS	CG	SH	IP	SO
Jackie Beavers	Warren, Ohio	1	1996-97-99-2000	1.84	76-47	121	92	25	768.1335	
Christy Anch	Ashburn, Va.	1	2003-04	3.24	6-5	10	0	0	84.156	

2

Player	Hometown	Uni	Years	GP-GS	Avg.	AB	R	H	HR	RBISB/A
Nikki Sexton	Knoxville, Tenn.	2	2001-02	80-46	.161	112	18	18	2	9 8/8
Brittany Bessho	Marietta, Ga.	2	2004-05	110-64	.229	192	15	44	0	210/0
Alicia Brown	Clinton, Tenn.	2	2006	58-0	.200	5	17	10	0	4/6
Tiffany Baker	East Ridge, Tenn.	2	2007	redshirt						
Kelly Grieve	Asheville, N.C.	2	2008-09-10-11	236-214	.370	717	183	265	8	97104/123
Jennifer Burroughs	Clarksville, Tenn.	2	2013-14	70-0	.000	122	0	0	0	1-1

3

Player	Hometown	Uni	Years	GP-GS	Avg.	AB	R	H	HR	RBISB/A
Tracy Fuentes Reidhead	Taylor, Ariz.	3	1996-97	135-135	.364	461	110	168	13	9721/26
Janette Koshell	Granite Bay, Calif.	3	2000-01	116-116	.330	351	61	116	12	6211/14
Whitney Bradshaw	Powell, Tenn.	3	2002	45-12	.323	31	15	10	0	4 1/1
Sarah Fekete	Maryville, Tenn.	3	2003-04-05-06	280-266	.398	744	189	296	0	5685/110
Alexia Clay	Rochester, Ind.	3	2007	59-33	.297	118	12	35	4	220/0
Ashton Ward	Charlotte, N.C.	3	2008-09	16-5	.250	20	4	50	5	0/0
Leah Taylor	Brownsville, Tenn.	3	2010	42-0	.333	3	13	10	1	4/4
Scarlet McSwain	Paris, Tenn.	3	2015							

Pitcher (Min 50 IP)	Hometown	Uni	Years	ERA	W-L	GS	CG	SH	IP	SO
Ashton Ward	Charlotte, N.C.	3	2008-09	2.12	30-7	42	15	6	264.0	229

4

Player	Hometown	Uni	Years	GP-GS	Avg.	AB	R	H	HR	RBISB/A
Sarah Ayres	Roseville, Calif.	4	1997-98-99	11-3	.000	6	0	0	0	10/0
Stephanie Humphrey	Knoxville, Tenn.	4	2000-01-02-03	152-95	.189	95	12	18	0	9 0/0
Sarah Vaughn	Lenoir City, Tenn.	4	2006	47-14	.241	54	16	13	3	8 3/4
Holly Baker	Broadway, Va.	4	2009-10-11-12	199-0	.265	49	34	13	2	5 12/13
Anna Renfroe	Jackson, Tenn.	4	2013-14	25-1	.067	15	11	0	1	0/0

Pitcher (Min 50 IP)	Hometown	Uni	Years	ERA	W-L	GS	CG	SH	IP	SO
Sarah Ayres	Roseville, Calif.	4	1997-98-99	2.26	50-32	77	59	16	541.0234	
Stephanie Humphrey	Knoxville, Tenn.	4	2000-01-02-03	2.44	57-40	96	52	16	626.2	596

5

Player	Hometown	Uni	Years	GP-GS	Avg.	AB	R	H	HR	RBISB/A
Annie Fletcher	San Diego, Calif.	5	2000-01	116-115	.250	284	30	71	1	2016/17
Stacey Jennings	Aurora, Colo.	5	2003-04-05	209-200	.279	535	78	149	14	8820/26
Danielle Pieroni	Madison, Tenn.	5	2006-07-08-09	157-71	.209	249	18	52	1	352/3
Taylor Koenig	Mira Loma, Calif.	5	2014-15	54-49	.305	141	20	43	2	290/1

Pitcher (Min 50 IP)	Hometown	Uni	Years	ERA	W-L	GS	CG	SH	IP	SO
Stacey Jennings	Aurora, Colo.	5	2003-04-05	1.82	34-21	61	26	14	366.0	240
Danielle Pieroni	Madison, Tenn.	5	2006-07-08-09	2.55	8-3	9	11	79.252		

6

Player	Hometown	Uni	Years	GP-GS	Avg.	AB	R	H	HR	RBISB/A
Maura Mollet	Yukon, Okla.	6	1998-99-2000-01	245-205	.247	639	88	158	1	4525/32
Blaine Teasley	Tucson, Ariz.	6/10	2002-03	125-119	.263	339	66	89	15	5014/15

ALL-TIME JERSEY NUMBERS

Katherine Card	Soddy Daisy, Tenn.	6	2003-04-05-06	286-255	.308	763	118	235	21	1476/11
Natalee Weissinger	Madison, Tenn.	6	2008-09	80-1	.103	29	20	30	3	2/3
Hannah Akamine	Escondido, Calif.	6/12	2012-13-14	139-108	.249	273	35	68	7	571/1
CJ McClain	Nashville, Tenn.	6	2015							

Pitcher (Min 50 IP)	Hometown	Uni	Years	ERA	W-L	GS	CG	SH	IP	SO
Jennifer Ortiz	San Diego, Calif.	6	1996	1.47	14-4	17	13	195.1	81	

7

Player	Hometown	Uni	Years	GP-GS	Avg.	AB	R	H	HR	RBI	SB/A
Jennifer Hutson	Greenbrier, Tenn.	7	1996	39-19	.191	47	14	9	0	7	1/2
April Phillips	Charlotte, N.C.	7/30	1997-98-99-2000	245-129	.272	390	117	106	0	2136/41	
Lisa Warren	Escondido, Calif.	7	1998-99	139-139	.374	484	106	181	9	6629/37	
Holly Ellison	Bryan, Texas	7	2000	37-35	.333	108	23	36	0	198/9	
Monica Abbott	Salinas, Calif.	7	2004-05-06-07	129-104	.243	74	5	18	1	150/0	
Tory Lewis	Chattanooga, Tenn.	7	2011-12-13-15	156-94	.283	251	58	71	0	1518/23	

Pitcher (Min 50 IP)	Hometown	Uni	Years	ERA	W-L	GS	CG	SH	IP	SO
Monica Abbott	Salinas, Calif.	7	2004-05-06-07	0.79	189-34	206	178	112	1448.0	2440

8

Player	Hometown	Uni	Years	GP-GS	Avg.	AB	R	H	HR	RBI	SB/A
Kelli Glass	Jensen Beach, Fla.	8	1998-99	138-132	.237	338	47	80	4	3313/15	
Katie Williams	Bartlett, Tenn.	8	2000	26-1	.500	2	8	10	0	0/0	
Andie Sherman	Penryn, Calif.	8	2001-02	48-20	.163	49	11	81	7	1/1	
Kristen Hays	Phoenix, Ariz.	8	2003	38-0	.000	2	15	0	0	0/1	
Kenora Posey	Los Angeles, Calif.	8	2005-06-07-08	246-167	.281	437	118	123	0	894/107	
Cat Hosfield	Murfreesboro, Tenn.	8	2009-10-11-12	82-34	.229	35	7	81	6	0/1	
Shaliyah Geathers	Chattanooga, Tenn.	8	2014-15	35-24	.313	67	16	21	0	8	2/4

Pitcher (Min 50 IP)	Hometown	Uni	Years	ERA	W-L	GS	CG	SH	IP	SO
Cat Hosfield	Murfreesboro, Tenn.	8	2009-10-11-12	2.91	49-22	77	28	10	467.0	375

9

Player	Hometown	Uni	Years	GP-GS	Avg.	AB	R	H	HR	RBI	SB/A
Kelli Fitzgerald	Lakewood, Calif.	9	1996-97-98-99	272-271	.349	805	192	281	4	15726/35	
Melissa Radley	Woodrising, Australia	9	2000-01	110-110	.294	316	43	93	2	4115/19	
Crystal Bobo	Nolensville, Tenn.	9	2002	30-4	.062	16	2	10	1	0/0	
Jessica Wilson	Brentwood, Tenn.	9	2003	8-0	.000	3	10	0	1	0/0	
Caitlin Ryan	Knoxville, Tenn.	9	2005-06-07-08	90-1	.120	50	24	6	1	8	0/0
Jessica Spigner	Santa Clarita, Calif.	9	2009-10-11	176-175	.332	494	104	164	38	1591/1	
Hannah Devotie	Johnson City, Tenn.	9	2014-15	45-0	.000	112	0	0	0	1/2	

Pitcher (Min 50 IP)	Hometown	Uni	Years	ERA	W-L	GS	CG	SH	IP	SO
Crystal Bobo	Nolensville, Tenn.	9	2002	4.94	3-1	2	0	0	28.1	24
Jessica Spigner	Santa Clarita, Calif.	9	2009-10-11	5.25	2-1	0	0	0	20.0	11

10

Player	Hometown	Uni	Years	GP-GS	Avg.	AB	R	H	HR	RBI	SB/A
Leslie Poole	Rootstown, Ohio	10	2000	21-13	.178	45	4	81	4	0/0	
Blaine Teasley	Tucson, Ariz.	6/10	2002-03	125-119	.263	339	66	89	15	5014/15	
Megan Rhodes	Nashville, Tenn.	10	2005-06-07-08	1-0	.000	0	0	0	0	0/0	
Hannah McDonald	Winchester, Tenn.	10	2014	3-0	.000	0	10	0	0	0/0	

Pitcher (Min 50 IP)	Hometown	Uni	Years	ERA	W-L	GS	CG	SH	IP	SO
Leslie Poole	Rootstown, Ohio	10	2000	3.55	10-10	20	11	2128.1	54	
Megan Rhodes	Nashville, Tenn.	10	2005-06-07-08	1.77	67-22	96	37	19	570.1726	

11

Player	Hometown	Uni	Years	GP-GS	Avg.	AB	R	H	HR	RBI	SB/A
Buffy Walker	Carlsbad, N.M.	11	1996-97-98-99	11-6	.333	6	0	20	1	0/0	
Nicole Schaeffer	Yorktown, Va.	11	2001-02	86-37	.118	34	14	4	0	13/3	
Shannon Doepking	Acton, Calif.	11	2005-06-07-08	266-256	.277	672	71	186	18	1411/1	
Melissa Brown	Valencia, Calif.	11	2010-11-12-13	213-154	.270	466	67	126	7	874/4	
Alley Perkins	Huntington Beach, Calif.	11	2014	31-9	.185	27	9	50	2	1/1	

Pitcher (Min 50 IP)	Hometown	Uni	Years	ERA	W-L	GS	CG	SH	IP	SO
Buffy Walker	Carlsbad, N.M.	11	1996-97-98-99	1.97	54-27	87	61	16	536.1316	

12

Player	Hometown	Uni	Years	GP-GS	Avg.	AB	R	H	HR	RBI/SB/A
Nadia Cameron	Fairfield, Calif.	12	1999-2000	121-114	.250	292	27	73	1	222/3
Amber Rhinehart	Citrus Heights, Calif.	12	2001-02-03-04	209-204	.307	579	86	178	23	1133/3
Allison Fulmer	Maryville, Tenn.	12	2007-08-09	52-2	.205	44	19	0	7	0/0
Hannah Akamine	Escondido, Calif.	6/12	2012-13-14	139-108	.249	273	35	68	7	571/1

13

Player	Hometown	Uni	Years	GP-GS	Avg.	AB	R	H	HR	RBI/SB/A
Candice Fode	San Marcos, Calif.	13	1996-97	132-125	.303	356	71	108	4	6814/14
Carissa Rouston	Temecula, Calif.	13	2001-02	117-117	.224	326	42	73	15	483/4
Kim Sanders	Placentia, Calif.	13	2003	21-6	.286	14	14	0	2	0/0
Ashley Cline	Gallatin, Tenn.	13	2004-05	124-79	.236	195	47	46	3	2512/12
Ellen Renfroe	Jackson, Tenn.	13	2011-12-13-14	1-0	.000	10	0	0	0	0/0

Pitcher (Min 50 IP)	Hometown	Uni	Years	ERA	W-L	GS	CG	SH	IP	SO
Carissa Rouston	Temecula, Calif.	13	2001-02	7.80	0-1	0	0	0	11.2	2
Andi Williamson	Harts, W. Va.	13	2010	1.40	0-0	0	0	0	5.0	5
Ellen Renfroe	Jackson, Tenn.	13	2011-12-13-14	1.65	102-25	129	84	41	872.0	1005

14

Player	Hometown	Uni	Years	GP-GS	Avg.	AB	R	H	HR	RBI/SB/A
Kenyail Norris	Grand Prairie, Texas	14	1996-97-98-99	260-252	.342	734	179	251	19	16342/46
Kim Anders	Erwin, Tenn.	14	2003-04	79-3	.000	8	11	0	0	0/0
Erinn Webb	Hemet, Calif.	14	2007-08-09-10	244-208	.264	607	100	160	25	12630/35
Kourtney Thomas	Warner Robins, Ga.	14	2011	8-4	.231	13	13	0	0	0/0
Megan Geer	Los Alamitos, Calif.	14	2014-15	58-58	.297	182	51	54	6	3319/20

15

Player	Hometown	Uni	Years	GP-GS	Avg.	AB	R	H	HR	RBI/SB/A
Nicole Murray	Carmichael, Calif.	15	2000-01-02	107-43	.207	111	28	23	2	124/5
Danielle Arriaga	Miami, Fla.	15	2003-04	40-24	.225	80	9	18	2	5 1/1
Chandra Mogan	Fontana, Calif.	15	2008	54-41	.273	110	18	30	0	15 5/5
Melissa Davin	Fresno, Calif.	15	2011-12-13-14	210-182	.306	516	116	158	30	11123/28

Pitcher (Min 50 IP)	Hometown	Uni	Years	ERA	W-L	GS	CG	SH	IP	SO
Nicole Murray	Carmichael, Calif.	15	2000-01-02	7.45	0-3	5	0	0	31.0	8

16

Player	Hometown	Uni	Years	GP-GS	Avg.	AB	R	H	HR	RBI/SB/A
Jenny Steele	Soddy Daisy, Tenn.	16	1996-97-98-99	252-216	.307	628	137	193	0	4128/30
Marissa Monroe	Sweetwater, Tenn.	16	2004	16-0	.000	16	0	0	0	0/0
Jen Lapicki	Oldwick, N.J.	16	2008-09	123-122	.284	334	48	95	11	712/3

17

Player	Hometown	Uni	Years	GP-GS	Avg.	AB	R	H	HR	RBI/SB/A
Bridget Jackson	Glendale, Ariz.	17	1996-97	135-133	.383	423	117	162	17	11712/15
Adrianna Wilson	Cypress, Calif.	17	1999-2000-01-02	248-240	.296	655	55	194	30	1322/2
Kristen Bass	Chattanooga, Tenn.	17	2003	16-2	.143	14	2	20	4	0/0
Lillian Hammond	Chattanooga, Tenn.	17	2006-07-08-09	228-136	.339	410	136	139	1	2672/77
Chelsea O'Connor	Galeton, Colo.	17	2011	48-19	.242	66	9	16	1	8 1/1
Gretchen Aucoin	Ocean Springs, Miss.	17	2015							

Pitcher (Min 50 IP)	Hometown	Uni	Years	ERA	W-L	GS	CG	SH	IP	SO
Gretchen Aucoin	Ocean Springs, Miss.	17	2015							

18

Player	Hometown	Uni	Years	GP-GS	Avg.	AB	R	H	HR	RBI/SB/A
Anita Manuma	Ewa Beach, Hawaii	18	2007-08	84-51	.218	147	16	32	4	190/0
Lisa Wyatt	Cincinnati, Ohio	18	1996-97	135-135	.374	428	98	160	12	10121/27

19

Player	Hometown	Uni	Years	GP-GS	Avg.	AB	R	H	HR	RBI/SB/A
Maria Torres	Parana, Argentina	19	1999-2000-01-02	187-128	.248	395	25	98	8	572/2
Lexi Overstreet	Suwanee, Ga.	19	2013-14-15	95-68	.291	165	32	48	9	404/4

20

Player	Hometown	Uni	Years	GP-GS	Avg.	AB	R	H	HR	RBI/SB/A
Jodi Ramirez	Sacramento, Calif.	20	1997-98	131-117	.315	340	27	107	2	662/3
Angela Brewer	East Ridge, Tenn.	20	2003-04	132-123	.286	346	44	99	17	920/0
Ivy Renfroe	Jackson, Tenn.	20	2010-11-12-13	1-0	1.000	10	10	0	0	0/0

20

Pitcher (Min 50 IP)	Hometown	Uni	Years	ERA	W-L	GS	CG	SH	IP	SO
Ivy Renfro	Jackson, Tenn.	20	2010-11-12-13	2.04	97-24	115	55	28	749.2	737

21

Player	Hometown	Uni	Years	GP-GS	Avg.	AB	R	H	HR	RBI	SB/A
Leigh Ann Ellis	Barboursville, W.Va.	21	2001-02	48-41	.176	108	6	19	2	11	0/0
Mandie Fishback	Banks, Ore.	21	2003-04	127-127	.232	228	37	53	4	183	3/3
Haley Tobler	Vacaville, Calif.	21	2013-14	107-39	.296	142	34	42	3	212	5

Pitcher (Min 50 IP)	Hometown	Uni	Years	ERA	W-L	GS	CG	SH	IP	SO
Leigh Ann Ellis	Barboursville, W.Va.	21	2001-02	2.37	12-15	31	15	21	92.1	114

22

Player	Hometown	Uni	Years	GP-GS	Avg.	AB	R	H	HR	RBI	SB/A
Heather Moore	Bethany, Okla.	22	1996-97	128-114	.317	322	66	102	3	666	8
Nicole Johnson	Knoxville, Tenn.	22	2001	48-27	.203	59	9	12	0	0	1/2
Lauren Mattox	Charlotte, N.C.	22	2003-04	131-117	.341	323	42	110	6	750	0
Kortney Bell	Castaic, Calif.	22	2005-06	74-27	.184	87	21	16	4	163	4
Ashley Andrews	Tumwater, Wash.	22	2009-10-11-12	244-233	.250	521	107	130	6	5530	39
Erin Gabriel	Poland, Ohio	22	2013-14-15	7-2	.000	4	0	0	0	0	0/0

Pitcher (Min 50 IP)	Hometown	Uni	Years	ERA	W-L	GS	CG	SH	IP	SO
Erin Gabriel	Poland, Ohio	22	2013-14-15	3.05	10-1	21	4	3	87.1	98

23

Player	Hometown	Uni	Years	GP-GS	Avg.	AB	R	H	HR	RBI	SB/A
Cherrae Rushton	Sacramento, Calif.	23	1998	55-46	.186	140	12	26	2	230	0
Kara Winge	Reisterstown, Md.	23	1999	46-0	.250	4	13	10	0	1	4
Jennifer Springs	Jasper, Tenn.	23	2000	18-0	.000	0	5	0	0	0	1/2
India Chiles	Louisville, Ky.	23	2004-05-06-07	256-176	.417	489	157	204	0	2985	94
Dee Dee Fryer	Sterling, Va.	23	2009	19-15	.200	40	5	82	5	2	2
Whitney Hammond	Chattanooga, Tenn.	23	2010-11-12-13	152-26	.267	120	50	32	0	6	10/14
Haileigh Norris	Millington, Tenn.	23	2015								

24

Player	Hometown	Uni	Years	GP-GS	Avg.	AB	R	H	HR	RBI	SB/A
Kristi Durant	Placentia, Calif.	24	2003-04-05-06	275-275	.388	812	106	315	10	2034	4
Morgan Fowler	Camden, Tenn.	24	2010-11-12	16-0	.462	13	2	6	1	5	0/0
Annie Aldrete	Monterey, Calif.	24	2014-15	58-55	.361	166	37	60	19	651	1

25

Player	Hometown	Uni	Years	GP-GS	Avg.	AB	R	H	HR	RBI	SB/A
Nicole Borg	Millbrae, Calif.	25	2001-02	47-18	.143	56	3	80	2	0	0
Natalie Brock	Nashville, Tenn.	25	2005-06	104-22	.277	137	14	38	2	270	0

Pitcher (Min 50 IP)	Hometown	Uni	Years	ERA	W-L	GS	CG	SH	IP	SO
Nicole Borg	Millbrae, Calif.	25	2001-02	3.42	9-11	21	15	21	31.0	56

27

Player	Hometown	Uni	Years	GP-GS	Avg.	AB	R	H	HR	RBI	SB/A
Lauren Gibson	Pasadena, Md.	27	2010-11-12-13	249-242	.361	679	188	245	46	2164	53

28

Player	Hometown	Uni	Years	GP-GS	Avg.	AB	R	H	HR	RBI	SB/A
Shelby Burchell	Columbia, Tenn.	28	2009-10-11-12	230-205	.284	538	92	153	27	1364	6

29

Player	Hometown	Uni	Years	GP-GS	Avg.	AB	R	H	HR	RBI	SB/A
Amanda Venable	Rio Linda, Calif.	29	1999-2000	134-134	.353	405	57	143	16	912	2
Shianne Ybarra	Mission Viejo, Calif.	29	2015								

30

Player	Hometown	Uni	Years	GP-GS	Avg.	AB	R	H	HR	RBI	SB/A
April Phillips	Charlotte, N.C.	7/30	1997-98-99-2000	245-129	.272	390	117	106	0	2136	41

31

Player	Hometown	Uni	Years	GP-GS	Avg.	AB	R	H	HR	RBI	SB/A
Chemil Washington	Vancouver, Wash.	31	2003	41-15	.079	38	4	30	4	0	0
Jennifer Griffin	Whittier, Calif.	31	2006-07	112-107	.289	263	49	76	13	5414	14

GENERAL

2015 PREVIEW

STAFF

PLAYERS

OPPONENTS

2014 REVIEW

HISTORY & RECORDS



32

Player	Hometown	Uni	Years	GP-GS	Avg.	AB	R	H	HR	RBISB/A
Carrie Swinford	Carrollton, Ohio	32	1996-97-98-99	269-167	.338	816	186	276	28	19736/43

33

Player	Hometown	Uni	Years	GP-GS	Avg.	AB	R	H	HR	RBISB/A
Lindsay Schutzler	Monterey, Calif.	33	2004-05-06-07	296-294	.383	946	241	362	13	152120/146
Kat Dotson	Savannah, Ga.	33	2010-11-12-13	246-245	.368	714	185	263	18	16590/105

34

Player	Hometown	Uni	Years	GP-GS	Avg.	AB	R	H	HR	RBISB/A
Lauren Irwin	Seymour, Tenn.	34	2015							

35

Player	Hometown	Uni	Years	GP-GS	Avg.	AB	R	H	HR	RBISB/A
Tonya Callahan	Holden, Mo.	35	2005-06-07-08	289-288	.373	762	144	284	51	2416/6

39

Player	Hometown	Uni	Years	GP-GS	Avg.	AB	R	H	HR	RBISB/A
Hannah Low	Miwuk, Calif.	39	2001-02	115-113	.231	299	52	69	14	422/7

42

Player	Hometown	Uni	Years	GP-GS	Avg.	AB	R	H	HR	RBISB/A
Ashley Holmes	Whittier, Calif.	42	2011	11-0	.250	8	0	20	0	0/0
Rainey Gaffin	Thornton, Col.	42	2013-14-15	102-82	.302	199	43	60	5	3915/18

Pitcher (Min 50 IP)	Hometown	Uni	Years	ERA	W-L	GS	CG	SH	IP	SO
Rainey Gaffin	Thornton, Colo.	42	2013-14-15	1.15	7-3	3	11		48.255	

44

Player	Hometown	Uni	Years	GP-GS	Avg.	AB	R	H	HR	RBISB/A
Madison Shipman	Valencia, Calif.	44	2011-12-13-14	246-242	.348	727	177	253	44	20758/73

45

Player	Hometown	Uni	Years	GP-GS	Avg.	AB	R	H	HR	RBISB/A
Ellisha Humphrey	Knoxville, Tenn.	45	2001-02-03-04	239-171	.218	409	66	89	4	2820/27

Pitcher (Min 50 IP)	Hometown	Uni	Years	ERA	W-L	GS	CG	SH	IP	SO
Ellisha Humphrey	Knoxville, Tenn.	45	2001-02-03-04	9.55	0-0	10	0		11.0	6

52

Player	Hometown	Uni	Years	GP-GS	Avg.	AB	R	H	HR	RBISB/A
Tiffany Huff	Saugus, Calif.	52	2007-08-09-10	250-250	.339	690	140	234	24	22027/31

55

Player	Hometown	Uni	Years	GP-GS	Avg.	AB	R	H	HR	RBISB/A
Amanda Poppleton	Elmira, N.Y.	55	2009	7-0	.000	0	2	0	0	0/1
Meghan Gregg	Williamson, Ga.	55	2015							

77

Player	Hometown	Uni	Years	GP-GS	Avg.	AB	R	H	HR	RBISB/A
Cheyenne Tarango	Anaheim Hills, Calif.	77	2012-13-14-15	173-144	.243	416	51	101	18	840/0

Pitcher (Min 50 IP)	Hometown	Uni	Years	ERA	W-L	GS	CG	SH	IP	SO
Cheyenne Tarango	Anaheim Hills, Calif.	77	2012-13-14-15	3.29	10-2	11	4		372.1	61

88

Player	Hometown	Uni	Years	GP-GS	Avg.	AB	R	H	HR	RBISB/A
Raven Chavanne	Thousand Oaks, Calif.	88	2010-11-12-13	246-246	.442	803	244	355	13	107143/156

99

Player	Hometown	Uni	Years	GP-GS	Avg.	AB	R	H	HR	RBISB/A
Rachael Mink	Corryton, Tenn.	99	2001	21-11	.242	33	18	17	0/0	

BY THE NUMBERS

GENERAL

2015 PREVIEW


STAFF

PLAYERS

OPPONENTS

2014 REVIEW

HISTORY & RECORDS





THE COLLEGIATE WOMEN SPORTS AWARDS

PRESENTED BY **HONDA**

The Honda Sports Award acknowledges athletic achievement as well as scholastics and community involvement, and is given to female athletes in 12 different NCAA-sanctioned sports throughout the year. In the fall, athletes are honored for their achievement in sports including soccer, volleyball, cross country, field hockey; in winter, gymnastics, basketball, swimming & diving; and in spring, lacrosse, softball, golf, tennis and track & field. Each Honda Sports Award winner is recognized as the top collegiate female athlete in her sport, and the award is considered by many as one of the highest honors a female college athlete can receive in the nation.

Tennessee has two Honda Sports Award winners for the sports of softball - **Monica Abbott** (2007) and **Madison Shipman** (2014).



2007 HONDA SPORTS AWARD FOR SOFTBALL



Monica Abbott

"When I found out that I had been nominated for the second time for the Honda Award, I thought to myself what a great opportunity it is. Everyone who has won this award for softball in the past has been a fantastic athlete and role model. And what a privilege it is to win an award in a program in which Mia Hamm and Jackie Joyner Kersee have been honored!"

- Monica Abbott

2014 HONDA SPORTS AWARD FOR SOFTBALL



Madison Shipman

"I am extremely honored to not only win this award but be a part of the award's legendary list of recipients. My coaches, teammates and the University of Tennessee have all helped me become the player and person I am today. It has been an unforgettable journey for me these last four years and I couldn't have done this without them."

- Madison Shipman

6 FINALISTS FOR HONDA SPORTS AWARD

- 2006 Monica Abbott
- 2006 Sarah Fekete
- 2007 Monica Abbott*
- 2008 Tonya Callahan
- 2013 Lauren Gibson
- 2014 Madison Shipman*

*indicates won the award that year



PHOTO BY ROBERT BECK / CWSA



6 FINALISTS FOR SENIOR CLASS AWARD

2007	Lindsay Schutzler
2008	Megan Rhodes
2009	Lillian Hammond
2010	Tiffany Huff
2013	Raven Chavanne
2014	Madison Shipman*

*indicates won the award that year

An acronym for Celebrating Loyalty and Achievement for Staying in School®, the Senior CLASS Award focuses on the total student-athlete and encourages students to use their platform in athletics to make a positive impact as leaders in their communities. To be eligible for the award, a student-athlete must be classified as an NCAA Division I senior and have notable achievements in four areas of excellence - community, classroom, character and competition.

After four years of excellence on the field, in the classroom and in the community, **Madison Shipman** won the 2014 Senior CLASS Award on May 30, 2014. She was the first Tennessee student-athlete in any sport to win the prestigious award. Shipman's win also marked a breakthrough for the softball program, which had five prior finalists for the Senior CLASS Award entering 2014.

Finalists were chosen by national media from the list of 30 candidates announced in February. Fan votes and the votes of media and Division I head coaches determined the winner.

MADISON SHIPMAN'S 2014 STATS

YEAR	AVG	GP	GS	AB	R	H	2B	3B	HR	RBI	TB	SLG%	BB	HBPSO	GDPOB%	SF	SH	SB/ATT	PO	A	E	FLD%		
2014	.417	58	58	168	56	70	16	0	18	54	140	.833	46	3	8	1	.548	0	2	13/17	93	118	7	.968

"Tennessee has not only prepared me for my future career as a professional softball player and coach but has taught me the importance of community. The Tennessee softball program provided me with the opportunity to work with different charity organizations and helped me gain a true understanding of what 'giving back' means. It doesn't have to mean simply monetary contributions. Your time, respect, dedication and caring spirit are all ways to give back. My journey these last four years have been full of life experiences and I wouldn't be the same person that I am today without all of the charity events that the Tennessee program participated in."

- Madison Shipman



GENERAL

2015 PREVIEW

STAFF

PLAYERS

OPPONENTS

2014 REVIEW

HISTORY & RECORDS





2007

NATIONAL COLLEGIATE PLAYER OF THE YEAR

MONICA ABBOTT

On a beautiful Tuesday evening at the ASA Hall of Fame Stadium in Oklahoma City, Okla., Tennessee senior pitcher **Monica Abbott** made history by receiving the USA Softball National Collegiate Player of the Year award, the equivalent of the Heisman Trophy for NCAA Division I softball. The Salinas, Calif., native went 50-5 with 724 strikeouts over 358.1 innings of work while helping UT to its first No. 1 ranking, the Southeastern Conference regular-season title and the Women's College World Series for the third straight season. Abbott finished her Tennessee career as the NCAA Division I all-time leader in wins, shutouts, games played and strikeouts.

"I have worked so hard and have come so close to getting this award that I can't really put it into words what this honor means to me and I am very humbled. I would like to thank USA Softball and the University of Tennessee for giving me the honor to be a contender for this award."

- Monica Abbott

The USA Softball National Collegiate Player of the Year award is designed to recognize outstanding athletic achievement by NCAA Division I collegiate softball players across the country. Abbott took home the award over fellow Top 3 Finalists Kaitlin Cochran (Arizona State) and Samantha Ricketts (Oklahoma).

MONICA ABBOTT'S 2007 STATS

YEAR	ERA	W	L	APP	GS	CG	SHO	SV	IP	H	R	ER	BB	SO	2B	3B	HR	BF	B/AVG
2007	0.68	50	5	63	52	45	29/7	5	358.1	136	36	35	63	724	7	0	14	1284	.114

4

TOP 3 FINALISTS

2006 Monica Abbott
2007 Monica Abbott
2008 Tonya Callahan
2013 Raven Chavanne

12

TOP 10 FINALISTS

2004 Monica Abbott
2005 Monica Abbott
2006 Monica Abbott
2006 Sarah Fekete
2007 Monica Abbott
2007 Lindsay Schutlzler
2008 Tonya Callahan
2011 Raven Chavanne
2012 Raven Chavanne
2013 Raven Chavanne
2013 Lauren Gibson
2014 Madison Shipman

20

TOP 25 FINALISTS

2004 Monica Abbott
2005 Monica Abbott
2005 Kristi Durant
2006 Monica Abbott
2006 Kristi Durant
2006 Sarah Fekete
2007 Monica Abbott
2007 Lindsay Schutlzler
2008 Tonya Callahan
2009 Tiffany Huff
2010 Raven Chavanne
2011 Raven Chavanne
2011 Kat Dotson
2012 Raven Chavanne
2012 Ellen Renfro
2013 Raven Chavanne
2013 Lauren Gibson
2013 Ellen Renfro
2014 Ellen Renfro
2014 Madison Shipman

28

TOP 50 WATCHLIST

2004 Monica Abbott
2005 Monica Abbott
2006 Monica Abbott
2006 Kristi Durant
2006 Sarah Fekete
2006 Lindsay Schutlzler
2007 Monica Abbott
2007 Tonya Callahan
2007 Lindsay Schutlzler
2008 Tonya Callahan
2008 Tiffany Huff
2009 Tiffany Huff
2010 Tiffany Huff
2010 Kelly Grieve
2010 Tiffany Huff
2011 Raven Chavanne
2011 Kelly Grieve
2011 Ivy Renfro
2012 Raven Chavanne
2012 Lauren Gibson
2012 Ellen Renfro

2013 Raven Chavanne
2013 Lauren Gibson
2013 Ellen Renfro
2013 Madison Shipman
2014 Ellen Renfro
2014 Madison Shipman
2015 Annie Aldrete

2014



DIVISION I NATIONAL CO-FRESHMAN OF THE YEAR

ANNIE ALDRETE

On May 27, 2014, Tennessee freshman catcher **Annie Aldrete** and Auburn's Kasey Cooper were named co-winners of the inaugural NFCA Division I National Freshman of the Year trophy.

The co-winners were announced at the NCAA Women's College World Series Student-Athlete Banquet in Oklahoma City, Okla. Notre Dame's Karley Wester was a Top 3 finalist for the award. Aldrete, Cooper and Wester were each in attendance at the annual banquet and received recognition for their outstanding freshmen seasons.

Aldrete enjoyed one of the finest seasons, not just for a freshman, of any player in the history of the Tennessee softball program, earning NFCA All-Southeast Region First Team honors and First Team All-SEC honors. She was also an SEC All-Freshman selection and was twice named SEC Freshman of the Week (March 17 and March 31) and played an integral role on Tennessee's run to the NCAA Super Regionals.

The Monterey, Calif., native finished the season with a .361 batting average, 19 homers, 14 doubles, 65 RBIs, 37 runs, 29 walks, an .813 slugging percentage and a .470 on-base percentage. Aldrete's team-high 19 homers (12 in SEC play) tied Tennessee's single-season record, previously set by Lauren Gibson in 2013, and her 65 RBIs also led the



team. Her 65 RBIs, 19 homers and .813 slugging percentage are Tennessee freshman records. The rookie catcher also threw out seven baserunners.

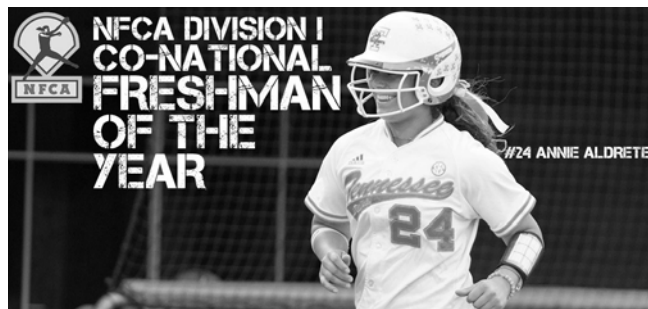
Aldrete was a beast in SEC play, hitting .342 with league highs of 12 homers and 65 total bases. She also ranked second in the conference with 30 RBIs, third with a .890 slugging percentage and eighth (tied) with 20 runs scored.

In 15 games against ranked teams, Aldrete hit .333 (15-for-45) with six homers, four doubles, 17 RBIs, 10 runs, an .822 slugging percentage and a .455 on-base percentage. In 29 games against teams who made the 2014 NCAA Tournament, Aldrete hit .318 (28-for-88) with 11 homers, five doubles, 32 RBIs, 19 runs, a .444 on-base percentage and a .750 slugging percentage.

The NFCA Division I National Freshman of the Year award was voted on by the members of the NFCA's Division I All-American & Coaching Staff of the Year Committee. With the Association always searching for innovative ways to promote the sport of softball, the NFCA Division I National Freshman of the Year award grew from an idea to honor outstanding athletic achievement among freshman softball student-athletes throughout Division I.

ANNIE ALDRETE'S 2014 STATS

YEAR	AVG	GP	GS	AB	R	H	2B	3B	HR	RBI	TB	SLG%	BB	HBPS	GD	POB%	SF	SH	SB/ATT	PO	A	E	FLD%
2014	.361	58	55	166	37	60	14	2	19	65	135	.813	29	6	37	1	.470	1	1/1	195	14	2	.991



GENERAL

2015 PREVIEW

STAFF

PLAYERS

OPPONENTS

2014 REVIEW

HISTORY & RECORDS





2013



DIVISION I GOLDEN SHOE AWARD WINNER RAVEN CHAVANNE

Tennessee's **Raven Chavanne** won the 2013 NFCA Division I Golden Shoe Award after a stellar senior campaign in which she hit .435 with career highs of 70 runs and 41 stolen bases.

The Golden Shoe Award honors the top speedsters in the nation. These athletes are selected by NFCA divisional committees in NCAA Divisions I, II, and III, NAIA, NJCAA Divisions I, II and III, junior college and high school.

Chavanne finished her collegiate career as UT's all-time leader in batting average (.442), runs (244), stolen bases (143), stolen base attempts (156) and on-base percentage (.508). Her speed and athleticism made her one of the greatest slap hitters and base stealers in the history of the sport.

5 NFCA REGIONAL COACHING STAFF OF THE YEAR HONORS

Tennessee co-head coaches **Ralph Weekly** and **Karen Weekly** have earned five NFCA regional Coaching Staff of the Year honors dating back to 2005. Assistant coach **Marty McDaniel** and former volunteer assistant coach **Mark Weekly** were on each of those five coaching staffs.

The Weeklys directed Tennessee to the Women's College World Series in each of those five seasons (2005, 2007, 2010, 2012, 2013), producing squads with All-Americans, Academic All-Americans and outstanding student-athletes on and off the field.



2005 Speedline South Region Coaching Staff of the Year
2007 Speedline South Region Coaching Staff of the Year
2010 NFCA Southeast Region Coaching Staff of the Year
2012 NFCA Southeast Region Coaching Staff of the Year
2013 NFCA Southeast Region Coaching Staff of the Year



4 NCAA POSTGRADUATE SCHOLARSHIP RECIPIENTS



LILLIAN HAMMOND
2010



TIFFANY HUFF
2010



RAVEN CHAVANNE
2013



ELLEN RENFROE
2014

The Tennessee softball program has featured several student-athletes who have shined in the classroom. **Lillian Hammond, Tiffany Huff, Raven Chavanne** and **Ellen Renfro** were recognized for their academic excellence and earned NCAA Postgraduate Scholarships.

The NCAA awards up to 174 postgraduate scholarships annually, 87 for men and 87 for women. The scholarships are awarded to student-athletes who excel academically and athletically and who are at least in their final year of intercollegiate athletics competition.

The one-time grants of \$7,500 each are awarded for fall sports, winter sports and spring sports. Each sports season (fall, winter and spring), there are 29 scholarships available for men and 29 scholarships available for women. The scholarships are one-time, non-renewable grants.

The NCAA Postgraduate Scholarship was created in 1964 to promote and encourage postgraduate education by rewarding the Association's most accomplished student-athletes through their participation in NCAA championship and/or emerging sports. Athletics and academic achievements, as well as campus involvement, community service, volunteer activities and demonstrated leadership, are evaluated. An equitable approach is employed in reviewing each applicant's nomination form to provide opportunity to all student-athlete nominees to receive the postgraduate award, regardless of sport, division, gender or race. In maintaining the highest broad-based standards in the selection process, the program aims to reward those individuals whose dedication and effort are reflective of those characteristics necessary to succeed and thrive through postgraduate study in an accredited graduate degree program.

2012-13 TODAY'S TOP 10 AWARD RAVEN CHAVANNE

Tennessee's Raven Chavanne was selected as one of 10 extraordinary student-athletes to receive the NCAA Today's Top 10 Award for the 2012-13 academic year. Chavanne and the nine other winners of their respective sports were honored at a ceremony in San Diego, Calif., in January of 2014.

Chavanne completed an impressive Tennessee softball career with a stellar 2013 senior season that merited numerous national honors. She helped lead the Lady Vols to a national runner-up finish, its sixth appearance in the Women's College World Series and a 52-12 record. Chavanne was named the 2013 Capital One Academic All-American of the Year for the Division I Softball Team and was also a Top 3 Finalist for the USA Softball National Collegiate Player of the Year and finalist for the Senior CLASS Award. As a senior, Chavanne hit .435 with 91



hits, seven homers, five doubles, one triple, 33 RBIs, 70 runs and 41 stolen bases. She earned NFCA Division I All-American first-team honors, NFCA All-Southeast Region first team honors and First Team All-SEC honors.

The NCAA Today's Top 10 Award recognizes student-athletes for their successes on the fields and courts, in the classroom and in the community. The award recipients completed their athletics eligibility during the 2012-13 academic year.

Previously, the award recognized eight student-athletes and was known as Today's Top VIII. The NCAA Honors Committee expanded the award in 2013 to include 10 honorees in order to recognize the increased number of student-athletes, sports and championship opportunities.

30 NFCA ALL-AMERICA SELECTIONS

13 ALL-AMERICANS

MONICA ABBOTT	2004	2005	2006	2007
RAVEN CHAVANNE	2010	2011	2012	2013
TONYA CALLAHAN	2006	2007	2008	
LAUREN GIBSON	2011	2012	2013	
LINDSAY SCHUTZLER	2005	2006	2007	
MADISON SHIPMAN	2012	2013	2014	
KRISTI DURANT	2005	2006		
SARAH FEKETE	2005	2006		
ELLEN RENFROE	2011	2012		
ANNIE ALDRETE	2014			
INDIA CHILES	2007			
KAT DOTSON	2010			
TIFFANY HUFF	2009			



7

MONICA ABBOTT

4X ALL-AMERICAN | PITCHER | SALINAS, CALIF.

YEAR	ERA	W	L	APP	GS	CG	SHO	SV	IP	H	R	ER	BB	SO	2B	3B	HR	BF	B/AVG
2004*	1.03	45	10	59	47	44	24/4	4	352.0	165	72	52	57	582	19	2	14	1320	.138
2005*	0.52	50	9	69	56	47	34/8	3	392.0	162	37	29	45	603	23	0	15	1407	.124
2006*	0.95	44	10	62	51	42	25/7	4	345.2	186	64	47	48	531	20	1	19	1299	.155
2007*	0.68	50	5	63	52	45	29/7	5	358.1	136	36	35	63	724	7	0	14	1284	.114
TOTAL	0.79	189	34	253	206	178	112/26	16	1448.0	649	209	163	213	2440	69	3	62	5310	.133

* ALL-AMERICAN SEASON

RAVEN CHAVANNE

4X ALL-AMERICAN | 3B | THOUSAND OAKS, CALIF.

88



YEAR	AVG	GP	GS	AB	R	H	2B	3B	HR	RBI	TB	SLG%	BB	HBP	SO	GDP	OB%	SF	SH	SB/ATT	PO	A	E	FLD%
2010*	.455	64	64	209	64	95	5	5	3	26	119	.569	21	3	20	0	.511	0	3	37/43	54	9	3	.955
2011*	.455	61	61	198	66	90	6	2	3	32	109	.551	27	4	24	0	.526	1	4	33/36	38	42	1	.988
2012*	.422	57	57	187	44	79	3	3	0	16	88	.471	22	1	6	0	.483	1	9	32/35	41	135	9	.951
2013*	.435	64	64	209	70	91	5	1	7	33	119	.569	31	1	17	0	.508	1	8	41/42	60	143	10	.953
TOTAL	.442	246	246	803	244	355	19	13	107	435	.542	101	9	67	0	.508	3	24	143/156	193	329	23	.958	

* ALL-AMERICAN SEASON



35

TONYA CALLAHAN

3X ALL-AMERICAN | 1B/3B | HOLDEN, MO.

YEAR	AVG	GP	GS	AB	R	H	2B	3B	HR	RBI	TB	SLG%	BB	HBP	SO	GDP	OB%	SF	SH	SB/ATT	PO	A	E	FLD%
2005	.300	82	81	213	37	64	10	0	11	46	107	.502	16	8	24	2	.365	4	5	0/0	359	23	2	.995
2006*	.365	70	70	200	36	73	14	0	13	73	126	.630	37	7	22	0	.472	4	2	1/1	287	21	3	.990
2007*	.385	71	71	192	31	74	16	1	11	60	125	.651	39	5	16	2	.488	6	2	2/2	188	35	3	.987
2008*	.465	66	66	157	40	73	9	2	16	62	134	.854	62	10	10	0	.630	1	5	3/3	77	154	5	.979
TOTAL	.373	289	288	762	144	284	49	3	51	241	492	.646	154	30	72	4	.487	15	14	6/6	911	233	13	.989

* ALL-AMERICAN SEASON



27

LAUREN GIBSON

3X ALL-AMERICAN | 2B | PASADENA, MD.

YEAR	AVG	GP	GS	AB	R	H	2B	3B	HR	RBI	TB	SLG%	BB	HBP	SO	GDP	OB%	SF	SH	SB/ATT	PO	A	E	FLD%
2010	.297	58	51	138	23	41	8	2	6	39	71	.514	18	6	43	0	.396	2	2	3/4	58	50	0	1.000
2011*	.420	61	61	174	43	73	13	3	8	63	116	.667	29	9	31	1	.521	1	0	12/12	80	78	6	.963
2012*	.314	66	66	185	54	58	7	0	13	46	104	.562	45	5	20	2	.456	2	5	16/20	99	89	2	.989
2013*	.401	64	64	182	68	73	14	1	19	68	146	.802	45	10	17	1	.538	1	2	15/17	100	84	6	.968
TOTAL	.361	249	242	679	188	245	42	6	46	216	437	.644	137	30	111	4	.484	6	9	46/53	337	301	14	.979

* ALL-AMERICAN SEASON



33

LINDSAY SCHUTZLER

3X ALL-AMERICAN | SS/OF | MONTEREY, CALIF.

YEAR	AVG	GP	GS	AB	R	H	2B	3B	HR	RBI	TB	SLG%	BB	HBP	SO	GDP	OB%	SF	SH	SB/ATT	PO	A	E	FLD%
2004	.329	70	69	219	41	72	6	1	0	18	80	.365	19	0	39	0	.381	1	7	16/24	72	78	12	.926
2005*	.396	82	82	270	72	107	15	6	7	44	155	.574	28	2	46	0	.455	1	2	36/41	95	104	9	.957
2006*	.409	73	72	230	72	94	8	8	2	41	124	.539	25	6	34	0	.479	0	5	29/34	84	68	16	.905
2007*	.392	71	71	227	56	89	9	5	4	49	120	.529	29	1	33	1	.461	1	1	39/47	30	1	1	.969
TOTAL	.383	296	294	946	241	362	38	20	13	152	479	.506	101	9	152	1	.446	3	15	120/146	281	251	38	.933

* ALL-AMERICAN SEASON



44

MADISON SHIPMAN

3X ALL-AMERICAN | SS | VALENCIA, CALIF.

YEAR	AVG	GP	GS	AB	R	H	2B	3B	HR	RBI	TB	SLG%	BB	HBP	SO	GDP	OB%	SF	SH	SB/ATT	PO	A	E	FLD%
2011	.292	58	54	137	28	40	8	0	5	27	63	.460	13	0	18	0	.351	1	6	8/10	64	86	11	.932
2012*	.311	66	66	212	41	66	11	2	10	63	111	.524	23	0	22	1	.369	6	1	21/25	87	96	5	.973
2013*	.367	64	64	210	52	77	20	0	11	63	130	.619	23	3	23	0	.429	4	0	16/21	68	97	6	.965
2014*	.417	58	58	168	56	70	16	0	18	54	140	.833	46	3	8	1	.548	0	2	13/17	93	118	7	.968
TOTAL	.348	246	242	727	177	253	55	2	44	207	444	.611	105	6	71	2	.429	11	9	58/73	312	397	29	.961

* ALL-AMERICAN SEASON

FIRST TEAM (18)

2004 - Monica Abbott (P)
 2005 - Monica Abbott (P)
 2005 - Sarah Fekete (OF)
 2006 - Monica Abbott (P)
 2006 - Lindsay Schutzler (SS)
 2006 - Sarah Fekete (OF)
 2006 - Kristi Durant (DP)
 2006 - Tonya Callahan (At-Large)
 2007 - Monica Abbott (P)
 2007 - India Chiles (OF)
 2008 - Tonya Callahan (3B)
 2011 - Lauren Gibson (2B)
 2012 - Ellen Renfroe (P)
 2012 - Lauren Gibson (2B)
 2013 - Lauren Gibson (2B)
 2013 - Raven Chavanne (3B)
 2013 - Madison Shipman (At-Large)
 2014 - Madison Shipman (At-Large)


ALL-AMERICAN
BREAKDOWN

SECOND TEAM (9)

2005 - Kristi Durant (3B)
 2005 - Lindsay Schutzler (At-Large)
 2007 - Tonya Callahan (1B)
 2007 - Lindsay Schutzler (At-Large)
 2009 - Tiffany Huff (1B)
 2011 - Raven Chavanne (OF)
 2012 - Raven Chavanne (3B)
 2012 - Madison Shipman (At-Large)
 2014 - Annie Aldrete (At-Large)

THIRD TEAM (3)

2010 - Raven Chavanne (OF)
 2010 - Kat Dotson (At-Large)
 2011 - Ellen Renfroe (P)



24

KRISTI DURANT

2X ALL-AMERICAN | 3B/C | PLACENTIA, CALIF.

YEAR	AVG	GP	GS	AB	R	H	2B	3B	HR	RBI	TB	SLG%	BB	HBP	SO	GDP	OB%	SF	SH	SB/ATT	PO	A	E	FLD%
2003	.424	67	67	203	33	86	15	0	0	39	101	.498	20	5	11	3	.481	3	4	1/1	232	94	6	.982
2004	.350	71	71	203	19	71	12	0	2	36	89	.438	23	2	14	2	.416	3	9	2/2	40	97	7	.951
2005*	.387	82	82	238	34	92	11	3	7	77	130	.546	34	3	12	3	.464	3	6	0/0	53	102	5	.969
2006*	.393	55	55	168	20	66	11	0	1	51	80	.476	14	0	9	1	.430	4	4	1/1	118	9	0	1.000
TOTAL	.388	275	275	812	106	315	49	3	10	203	400	.493	91	10	46	9	.449	13	23	44	443	302	18	.976

* ALL-AMERICAN SEASON

SARAH FEKETE

2X ALL-AMERICAN | CF | MARYVILLE, TENN.

3



YEAR	AVG	GP	GS	AB	R	H	2B	3B	HR	RBI	TB	SLG%	BB	HBP	SO	GDP	OB%	SF	SH	SB/ATT	PO	A	E	FLD%
2003	.320	70	58	153	38	49	2	1	0	3	53	.346	17	2	26	0	.395	0	5	13/18	68	6	3	.961
2004	.322	70	70	180	41	58	2	2	0	8	64	.356	11	4	17	0	.374	0	17	20/23	64	3	1	.985
2005*	.414	68	67	191	49	79	4	1	0	11	85	.445	18	1	25	1	.467	0	20	30/37	32	1	1	.971
2006*	.500	72	71	220	61	110	8	1	0	34	120	.545	21	5	23	0	.553	0	13	22/32	41	0	0	1.000
TOTAL	.398	280	266	744	189	296	16	5	0	56	322	.433	67	12	91	1	.456	0	55	85/110	205	10	5	.977

* ALL-AMERICAN SEASON



13

ELLEN RENFROE

2X ALL-AMERICAN | PITCHER | JACKSON, TENN.

YEAR	ERA	W	L	APP	GS	CG	SHO	SV	IP	H	R	ER	BB	SO	2B	3B	HR	BF	B/AVG
2011*	1.50	26	7	45	27	17	7/3	1	201.0	142	52	43	66	259	25	2	12	820	.194
2012*	1.24	27	5	47	36	23	15/2	4	231.0	145	47	41	76	280	17	3	13	911	.179
2013	1.85	19	5	38	29	14	7/3	3	200.2	135	59	53	72	221	16	3	17	826	.183
2014	2.02	30	8	45	37	30	12/3	4	239.1	179	85	69	71	245	22	4	23	991	.203
TOTAL	1.65	102	25	175	129	84	41/11	12	872.0	601	243	206	285	1005	80	12	65	3548	.190

* ALL-AMERICAN SEASON



24

ANNIE ALDRETE

2014 ALL-AMERICAN | C | MONTEREY, CALIF.

YEAR	AVG	GP	GS	AB	R	H	2B	3B	HR	RBI	TB	SLG%	BB	HBP	SO	GDP	OB%	SF	SH	SB/ATT	PO	A	E	FLD%
2014*	.361	58	55	166	37	60	14	2	19	65	135	.813	29	6	37	1	.470	1	1	1/1	195	15	2	.991
TOTAL	.361	58	55	166	37	60	14	2	19	65	135	.813	29	6	37	1	.470	1	1	1/1	195	15	2	.991

* ALL-AMERICAN SEASON



23

INDIA CHILES

2007 ALL-AMERICAN | OF | LOUISVILLE, KY.

YEAR	AVG	GP	GS	AB	R	H	2B	3B	HR	RBI	TB	SLG%	BB	HBP	SO	GDP	OB%	SF	SH	SB/ATT	PO	A	E	FLD%
2004	.125	50	1	8	21	1	1	0	0	1	2	.250	2	0	4	0	.300	0	0	5/8	0	1	0	1.000
2005	.353	76	55	136	31	48	1	0	0	2	49	.360	5	1	27	0	.380	0	7	17/18	18	1	2	.905
2006	.437	65	56	151	48	66	5	0	0	10	71	.470	8	1	29	0	.469	0	8	19/22	22	1	0	1.000
2007*	.459	65	64	194	57	89	4	2	0	16	97	.500	15	3	20	0	.502	1	5	44/46	15	3	1	.947
TOTAL	.417	256	176	489	157	204	11	2	0	29	219	.448	30	5	80	0	.455	1	20	85/94	55	6	3	.953

* ALL-AMERICAN SEASON



33

KAT DOTSON

2010 ALL-AMERICAN | OF | SAVANNAH, GA.

YEAR	AVG	GP	GS	AB	R	H	2B	3B	HR	RBI	TB	SLG%	BB	HBP	SO	GDP	OB%	SF	SH	SB/ATT	PO	A	E	FLD%
2010*	.391	62	62	169	54	66	5	3	3	37	86	.509	31	9	31	0	.495	5	2	29/34	29	6	2	.946
2011	.401	59	59	182	54	73	8	4	10	64	119	.654	22	8	40	1	.481	2	3	26/31	18	4	2	.917
2012	.350	62	61	183	28	64	5	1	0	19	71	.388	18	13	31	0	.438	3	5	15/18	29	1	1	.968
2013	.333	63	63	180	49	60	11	5	5	45	96	.533	28	4	27	0	.426	4	5	20/22	27	1	0	1.000
TOTAL	.368	246	245	714	185	263	29	13	18	165	372	.521	99	34	129	1	.460	14	15	90/105	103	12	5	.958

* ALL-AMERICAN SEASON



52

TIFFANY HUFF

2009 ALL-AMERICAN | C/1B | SAUGUS, CALIF.

YEAR	AVG	GP	GS	AB	R	H	2B	3B	HR	RBI	TB	SLG%	BB	HBP	SO	GDP	OB%	SF	SH	SB/ATT	PO	A	E	FLD%
2007	.339	61	61	183	24	62	11	1	6	58	93	.508	19	3	37	0	.408	1	6	7/7	239	8	0	1.000
2008	.313	66	66	176	28	55	18	0	3	50	82	.466	44	1	26	0	.452	0	5	3/3	238	16	4	.984
2009*	.399	59	59	158	48	63	13	1	8	67	102	.646	43	1	9	0	.522	3	8	11/13	359	20	4	.990
2010	.312	64	64	173	40	54	8	0	7	45	83	.480	46	2	31	0	.455	3	3	6/8	413	20	6	.986
TOTAL	.339	250	250	690	140	234	50	2	24	220	360	.522	152	7	103	0	.459	7	22	27/31	1249	64	14	.989

* ALL-AMERICAN SEASON

55 NFCA ALL-REGION SELECTIONS

27 ALL-REGION HONOREES

**Monica Abbott****Raven Chavanne****Kat Dotson****Ellen Renfroe**

1997	Buffy Walker (P)	All-South Region First Team
1997	Lisa Wyatt (UT)	All-South Region First Team
1997	Carrie Swinford (C)	All-South Region Second Team
1998	Kelly Fitzgerald (2B)	All-South Region Second Team
1999	Kenyail Norris (OF)	All-South Region Second Team
1999	Carrie Swinford (C)	All-South Region Second Team
1999	Adrianna Wilson (DP)	All-South Region Second Team
2002	Adrianna Wilson (C)	All-South Region First Team
2003	Kristi Durant (C)	All-South Region Second Team
2003	Lauren Mattox (UT)	All-South Region Second Team
2004	Monica Abbott (P)	All-South Region First Team
2005	Monica Abbott (P)	All-South Region First Team
2005	Kristi Durant (3B)	All-South Region First Team
2005	Sarah Fekete (OF)	All-South Region First Team
2005	Lindsay Schutzler (SS)	All-South Region Second Team
2006	Monica Abbott (P)	All-South Region First Team
2006	Tonya Callahan (1B)	All-South Region First Team
2006	Kristi Durant (DP)	All-South Region First Team
2006	Sarah Fekete (OF)	All-South Region First Team
2006	Lindsay Schutzler (SS)	All-South Region First Team
2007	Monica Abbott (P)	All-South Region First Team
2007	Tonya Callahan (1B)	All-South Region First Team
2007	India Chiles (OF)	All-South Region First Team
2007	Lindsay Schutzler (OF)	All-South Region First Team
2007	Shannon Doepling (C)	All-South Region Second Team
2008	Tonya Callahan (3B)	All-South Region First Team
2008	Lillian Hammond (OF)	All-South Region Second Team
2008	Tiffany Huff (UT)	All-South Region Second Team
2008	Ashton Ward (P)	All-South Region Second Team
2009	Kelly Grieve (OF)	All-Southeast Region First Team
2009	Tiffany Huff (1B)	All-Southeast Region First Team
2009	Jessica Spigner (3B)	All-Southeast Region First Team
2010	Kat Dotson (OF)	All-Southeast Region First Team
2010	Tiffany Huff (C)	All-Southeast Region First Team
2010	Raven Chavanne (OF)	All-Southeast Region Second Team
2010	Ivy Renfroe (P)	All-Southeast Region Second Team
2010	Jessica Spigner (3B)	All-Southeast Region Second Team
2011	Raven Chavanne (OF)	All-Southeast Region First Team
2011	Lauren Gibson (2B)	All-Southeast Region First Team
2011	Ellen Renfroe (P)	All-Southeast Region First Team
2011	Kat Dotson (OF)	All-Southeast Region Second Team
2012	Raven Chavanne (3B)	All-Southeast Region First Team
2012	Kat Dotson (OF)	All-Southeast Region First Team
2012	Lauren Gibson (2B)	All-Southeast Region First Team
2012	Ellen Renfroe (P)	All-Southeast Region First Team
2012	Madison Shipman (SS)	All-Southeast Region First Team
2013	Raven Chavanne (3B)	All-Southeast Region First Team
2013	Kat Dotson (OF)	All-Southeast Region First Team
2013	Lauren Gibson (2B)	All-Southeast Region First Team
2013	Madison Shipman (SS)	All-Southeast Region First Team
2013	Ellen Renfroe (P)	All-Southeast Region Second Team
2014	Annie Aldrete (C)	All-Southeast Region First Team
2014	Melissa Davin (OF)	All-Southeast Region Second Team
2014	Madison Shipman (SS)	All-Southeast Region Second Team
2014	Ellen Renfroe (P)	All-Southeast Region Third Team

4X ALL-REGION (4)

Monica Abbott	2004, 2005, 2006, 2007
Raven Chavanne	2010, 2011, 2012, 2013
Kat Dotson	2010, 2011, 2012, 2013
Ellen Renfroe	2011, 2012, 2013, 2014

3X ALL-REGION (6)

Tonya Callahan	2006, 2007, 2008
Kristi Durant	2003, 2005, 2006
Lauren Gibson	2011, 2012, 2013
Tiffany Huff	2008, 2009, 2010
Lindsay Schutzler	2005, 2006, 2007
Madison Shipman	2012, 2013, 2014

2X ALL-REGION (4)

Sarah Fekete	2005, 2006
Jessica Spigner	2009, 2010
Carrie Swinford	1997, 1999
Adrianna Wilson	1999, 2002

FIRST-TEAM SELECTIONS (35)

Monica Abbott	2004, 2005, 2006, 2007
Annie Aldrete	2014
Tonya Callahan	2006, 2007, 2008
Raven Chavanne	2011, 2012, 2013
India Chiles	2007
Kat Dotson	2010, 2012, 2013
Kristi Durant	2005, 2006
Sarah Fekete	2005, 2006
Lauren Gibson	2011, 2012, 2013
Kelly Grieve	2009
Tiffany Huff	2009, 2010
Ellen Renfroe	2011, 2012
Lindsay Schutzler	2006, 2007
Madison Shipman	2012, 2013
Jessica Spigner	2009
Buffy Walker	1997
Adrianna Wilson	2002
Lisa Wyatt	1997



15 USA SOFTBALL NATIONAL PLAYERS OF THE WEEK

4 MULTIPLE WINNERS



Monica Abbott

2003	Stacey Jennings	Week 3 (Feb. 17-23)
2004	Monica Abbott	Week 1 (Feb. 2-8)
2005	Monica Abbott	Week 2 (Feb. 7-13)
2006	Lindsay Schutzler	Week 2 (Feb. 13-19)
2006	Monica Abbott	Week 6 (March 13-19)
2007	Monica Abbott	Week 2 (Feb. 12-18)
2007	Tonya Callahan	Week 13 (April 30 - May 6)
2008	Tonya Callahan	Week 11 (April 14-20)
2009	Tiffany Huff (co)	Week 1 (Feb. 2-8)
2010	Kat Dotson	Week 7 (March 22-28)
2011	Ellen Renfroe	Week 14 (May 9-15)
2012	Raven Chavanne	Week 12 (April 23-29)
2013	Ivy Renfroe	Week 5 (March 4-10)
2013	Raven Chavanne	Week 7 (March 18-24)
2014	Ellen Renfroe	Week 8 (March 24-30)

10 NFCA NATIONAL PLAYERS OF THE WEEK

2 MULTIPLE WINNERS

2005	Monica Abbott	5/4/05
2006	Lindsay Schutzler	2/22/06
2006	Monica Abbott	3/22/06
2007	Monica Abbott	2/21/07
2007	Tonya Callahan	5/9/07
2008	Ashton Ward	2/11/08
2008	Tonya Callahan	4/22/08
2011	Raven Chavanne	5/3/11
2013	Ivy Renfroe	3/12/13
2013	Lauren Gibson	4/23/13



Tonya Callahan

6 TIMES A PLAYER WON USA SOFTBALL & NFCA NATIONAL PLAYER OF THE WEEK IN SAME WEEK



Ivy Renfroe

2006	Lindsay Schutzler	Week of Feb. 13-19
2006	Monica Abbott	Week of March 13-19
2007	Monica Abbott	Week of Feb. 12-18
2007	Tonya Callahan	Week of April 30-May 6
2008	Tonya Callahan	Week of April 14-20
2013	Ivy Renfroe	Week of March 4-10

GENERAL

2015 PREVIEW

STAFF

PLAYERS

OPPONENTS

2014 REVIEW

HISTORY & RECORDS



4 ACADEMIC ALL-AMERICAN OF THE YEAR AWARDS MOST AMONG ANY SOFTBALL PROGRAM IN THE NATION



LINDSAY SCHUTZLER
2006, 2007



RAVEN CHAVANNE
2013



ELLEN RENFROE
2014

22 ACADEMIC ALL-AMERICA SELECTIONS 12 ACADEMIC ALL-AMERICANS

1997	Tracy Reidhead (IF)	Third Team
1998	Jodi Ramirez	First Team
1999	Kenyail Norris (OF)	Second Team
2005	Lindsay Schutzler (IF)	Second Team
2006	Lindsay Schutzler (IF)	First Team
2007	India Chiles (OF)	First Team
2007	Lillian Hammond (OF)	First Team
2007	Lindsay Schutzler (OF)	First Team
2008	Lillian Hammond (OF)	First Team
2008	Megan Rhodes (P)	Second Team
2009	Lillian Hammond (OF)	First Team
2009	Tiffany Huff (IF)	Second Team
2009	Jen Lapicki (C)	Third Team
2010	Tiffany Huff (C)	Second Team
2011	Raven Chavanne (OF)	First Team
2012	Raven Chavanne (IF)	First Team
2012	Ellen Renfroe (P)	Second Team
2013	Raven Chavanne (IF)	First Team
2013	Ellen Renfroe (P)	Second Team
2013	Madison Shipman (IF)	Second Team
2014	Ellen Renfroe (P)	First Team
2014	Madison Shipman (IF)	First Team

3X ACADEMIC ALL-AMERICA (4)

Raven Chavanne	2011, 2012, 2013
Lillian Hammond	2007, 2008, 2009
Ellen Renfroe	2012, 2013, 2014
Lindsay Schutzler	2005, 2006, 2007

2X ACADEMIC ALL-AMERICA (2)

Tiffany Huff	2009, 2010
Madison Shipman	2013, 2014

FIRST-TEAM SELECTIONS (12)

Raven Chavanne	2011, 2012, 2013
Lillian Hammond	2007, 2008, 2009
Lindsay Schutzler	2006, 2007
India Chiles	2007
Jodi Ramirez	1998
Ellen Renfroe	2014
Madison Shipman	2014

4 SEC PLAYERS OF THE YEAR

TENNESSEE HAS 4 OF THE LAST 8 SEC PLAYERS OF THE YEAR



2007 SEC PLAYER OF THE YEAR

23

INDIA CHILES

2007 ALL-AMERICAN | OF | LOUISVILLE, KY.

YEAR	AVG	GP	GS	AB	R	H	2B	3B	HR	RBI	TB	SLG%	BB	HBP	SO	GDP	OB%	SF	SH	SB/ATT	PO	A	E	FLD%
2004	.125	50	1	8	21	1	1	0	0	1	2	.250	2	0	4	0	.300	0	0	5/8	0	1	0	1.000
2005	.353	76	55	136	31	48	1	0	0	2	49	.360	5	1	27	0	.380	0	7	17/18	18	1	2	.905
2006	.437	65	56	151	48	66	5	0	0	10	71	.470	8	1	29	0	.469	0	8	19/22	22	1	0	1.000
2007*	.459	65	64	194	57	89	4	2	0	16	97	.500	15	3	20	0	.502	1	5	44/46	15	3	1	.947
TOTAL	.417	256	176	489	157	204	11	2	0	29	219	.448	30	5	80	0	.455	1	20	85/94	55	6	3	.953

* SEC PLAYER OF THE YEAR, ALL-AMERICAN SEASON

SEC STATS FOR PLAYER OF THE YEAR

YEAR	AVG	GP	GS	AB	R	H	2B	3B	HR	RBI	TB	SLG%	BB	HBP	SO	GDP	OB%	SF	SH	SB/ATT	PO	A	E	FLD%
2007	.544	25	25	79	19	43	2	2	0	6	49	.620	5	0	6	0	.565	1	2	17/19	6	3	1	.900



2008 SEC PLAYER OF THE YEAR

35

TONYA CALLAHAN

3X ALL-AMERICAN | 1B/3B | HOLDEN, MO.

YEAR	AVG	GP	GS	AB	R	H	2B	3B	HR	RBI	TB	SLG%	BB	HBP	SO	GDP	OB%	SF	SH	SB/ATT	PO	A	E	FLD%
2005	.300	82	81	213	37	64	10	0	11	46	107	.502	16	8	24	2	.365	4	5	0/0	359	23	2	.995
2006*	.365	70	70	200	36	73	14	0	13	73	126	.630	37	7	22	0	.472	4	2	1/1	287	21	3	.990
2007*	.385	71	71	192	31	74	16	1	11	60	125	.651	39	5	16	2	.488	6	2	2/2	188	35	3	.987
2008**	.465	66	66	157	40	73	9	2	16	62	134	.854	62	10	10	0	.630	1	5	3/3	77	154	5	.979
TOTAL	.373	289	288	762	144	284	49	3	51	241	492	.646	154	30	72	4	.487	15	14	6/6	911	233	13	.989

* SEC PLAYER OF THE YEAR * ALL-AMERICAN SEASON

SEC STATS FOR PLAYER OF THE YEAR

YEAR	AVG	GP	GS	AB	R	H	2B	3B	HR	RBI	TB	SLG%	BB	HBP	SO	GDP	OB%	SF	SH	SB/ATT	PO	A	E	FLD%
2008	.500	26	26	60	18	30	2	0	10	25	62	1.033	33	4	5	0	.684	1	2	2/2	29	72	3	.971



2013 SEC PLAYER OF THE YEAR

27

LAUREN GIBSON

3X ALL-AMERICAN | 2B | PASADENA, MD.

YEAR	AVG	GP	GS	AB	R	H	2B	3B	HR	RBI	TB	SLG%	BB	HBP	SO	GDP	OB%	SF	SH	SB/ATT	PO	A	E	FLD%
2010	.297	58	51	138	23	41	8	2	6	39	71	.514	18	6	43	0	.396	2	2	3/4	58	50	0	1.000
2011*	.420	61	61	174	43	73	13	3	8	63	116	.667	29	9	31	1	.521	1	0	12/12	80	78	6	.963
2012*	.314	66	66	185	54	58	7	0	13	46	104	.562	45	5	20	2	.456	2	5	16/20	99	89	2	.989
2013**	.401	64	64	182	68	73	14	1	19	68	146	.802	45	10	17	1	.538	1	2	15/17	100	84	6	.968
TOTAL	.361	249	242	679	188	245	42	6	46	216	437	.644	137	30	111	4	.484	6	9	46/53	337	301	14	.979

*SEC PLAYER OF THE YEAR **ALL-AMERICAN SEASON

SEC STATS FOR PLAYER OF THE YEAR

YEAR	AVG	GP	GS	AB	R	H	2B	3B	HR	RBI	TB	SLG%	BB	HBP	SO	GDP	OB%	SF	SH	SB/ATT	PO	A	E	FLD%
2013	.448	22	22	67	26	30	5	0	12	36	71	1.060	14	4	4	1	.565	0	1	2/3	31	31	4	.939



2014 SEC PLAYER OF THE YEAR

44

MADISON SHIPMAN

3X ALL-AMERICAN | SS | VALENCIA, CALIF.

YEAR	AVG	GP	GS	AB	R	H	2B	3B	HR	RBI	TB	SLG%	BB	HBP	SO	GDP	OB%	SF	SH	SB/ATT	PO	A	E	FLD%
2011	.292	58	54	137	28	40	8	0	5	27	63	.460	13	0	18	0	.351	1	6	8/10	64	86	11	.932
2012*	.311	66	66	212	41	66	11	2	10	63	111	.524	23	0	22	1	.369	6	1	21/25	87	96	5	.973
2013*	.367	64	64	210	52	77	20	0	11	63	130	.619	23	3	23	0	.429	4	0	16/21	68	97	6	.965
2014**	.417	58	58	168	56	70	16	0	18	54	140	.833	46	3	8	1	.548	0	2	13/17	93	118	7	.968
TOTAL	.348	246	242	727	177	253	55	2	44	207	444	.611	105	6	71	2	.429	11	9	58/73	312	397	29	.961

*SEC PLAYER OF THE YEAR **ALL-AMERICAN SEASON

SEC STATS FOR PLAYER OF THE YEAR

YEAR	AVG	GP	GS	AB	R	H	2B	3B	HR	RBI	TB	SLG%	BB	HBP	SO	GDP	OB%	SF	SH	SB/ATT	PO	A	E	FLD%
2014	.449	24	24	69	26	31	7	0	8	25	62	.899	21	3	4	1	.591	0	1	7/8	44	50	4	.959

3 SEC PITCHER OF THE YEAR HONORS

MONICA ABBOTT IS THE ONLY 3-TIME SEC PITCHER OF THE YEAR



2004 SEC PITCHER OF THE YEAR
2005 SEC CO-PITCHER OF THE YEAR
2007 SEC PITCHER OF THE YEAR



7

MONICA ABBOTT

4X ALL-AMERICAN | PITCHER | SALINAS, CALIF.

YEAR	ERA	W	L	APP	GS	CG	SHO	SV	IP	H	R	ER	BB	SO	2B	3B	HR	BF	B/AVG
2004**	1.03	45	10	59	47	44	24/4	4	352.0	165	72	52	57	582	19	2	14	1320	.138
2005**	0.52	50	9	69	56	47	34/8	3	392.0	162	37	29	45	603	23	0	15	1407	.124
2006*	0.95	44	10	62	51	42	25/7	4	345.2	186	64	47	48	531	20	1	19	1299	.155
2007**	0.68	50	5	63	52	45	29/7	5	358.1	136	36	35	63	724	7	0	14	1284	.114
TOTAL	0.79	189	34	253	206	178	112/26	16	1448.0	649	209	163	213	2440	69	3	62	5310	.133

*SEC PITCHER OF THE YEAR **ALL-AMERICAN SEASON

SEC STATS FOR PITCHER OF THE YEAR

YEAR	ERA	W	L	APP	GS	CG	SHO	SV	IP	H	R	ER	BB	SO	2B	3B	HR	BF	B/AVG
2004	1.20	16	5	23	19	19	7/1	2	145.1	78	31	25	21	214	6	0	11	553	.155
2005	1.08	17	6	24	20	15	7/1	1	142.2	75	28	22	19	201	11	0	12	532	.154
2007	0.97	19	2	25	19	18	8/4	3	143.2	60	20	20	24	260	4	0	7	516	.126

51 ALL-SEC SELECTIONS

27 ALL-SEC HONOREES

1997	Bridget Jackson (IF)	First Team All-SEC
1997	Tracey Reidhead (IF)	First Team All-SEC
1997	Buffy Walker (P)	First Team All-SEC
1998	Kelli Fitzgerald (2B)	Second Team All-SEC
1998	Kenyail Norris (OF)	Second Team All-SEC
1999	Kelli Fitzgerald (IF)	Second Team All-SEC
1999	Kenyail Norris (OF)	Second Team All-SEC
1999	Carrie Swinford (C)	Second Team All-SEC
1999	Amanda Venable (IF)	Second Team All-SEC
1999	Lisa Warren (OF)	Second Team All-SEC
2003	Kristi Durant (DP/UT)	First Team All-SEC
2003	Amber Rhinehart (IF)	Second Team All-SEC
2004	Monica Abbott (P)	First Team All-SEC
2004	Kristi Durant (IF)	First Team All-SEC
2005	Monica Abbott (P)	First Team All-SEC
2005	Kristi Durant (IF)	First Team All-SEC
2005	Sarah Fekete (OF)	First Team All-SEC
2005	Lindsay Schutzler (IF)	Second Team All-SEC
2006	Tonya Callahan (IF)	First Team All-SEC
2006	Sarah Fekete (OF)	First Team All-SEC
2006	Lindsay Schutzler (IF)	First Team All-SEC
2006	Monica Abbott (P)	Second Team All-SEC
2007	Monica Abbott (P)	First Team All-SEC
2007	Tonya Callahan (IF)	First Team All-SEC
2007	India Chiles (OF)	First Team All-SEC
2007	Shannon Doepking (C)	First Team All-SEC
2007	Lindsay Schutzler (OF)	First Team All-SEC
2008	Tonya Callahan (IF)	First Team All-SEC
2008	Kenora Posey (IF)	Second Team All-SEC
2009	Tiffany Huff (IF)	Second Team All-SEC
2010	Kat Dotson (OF)	First Team All-SEC
2010	Raven Chavanne (OF)	Second Team All-SEC
2010	Ivy Renfroe (P)	Second Team All-SEC
2011	Raven Chavanne (OF)	First Team All-SEC
2011	Lauren Gibson (IF)	First Team All-SEC
2011	Kelly Grieve (OF)	Second Team All-SEC
2011	Ellen Renfroe (P)	Second Team All-SEC
2012	Raven Chavanne (IF)	First Team All-SEC
2012	Kat Dotson (OF)	First Team All-SEC
2012	Ellen Renfroe (P)	First Team All-SEC
2012	Madison Shipman (IF)	First Team All-SEC
2012	Melissa Davin (OF)	Second Team All-SEC
2012	Lauren Gibson (IF)	Second Team All-SEC
2013	Raven Chavanne (IF)	First Team All-SEC
2013	Kat Dotson (OF)	First Team All-SEC
2013	Lauren Gibson (IF)	First Team All-SEC
2013	Madison Shipman (IF)	First Team All-SEC
2014	Annie Aldrete (C)	First Team All-SEC
2014	Melissa Davin (OF)	First Team All-SEC
2014	Madison Shipman (IF)	First Team All-SEC
2014	Ellen Renfroe (P)	Second Team All-SEC



4X ALL-SEC (2)

Monica Abbott	2004, 2005, 2006, 2007
Raven Chavanne	2010, 2011, 2012, 2013

3X ALL-SEC (6)

Kat Dotson	2010, 2012, 2013
Kristi Durant	2003, 2004, 2005
Lauren Gibson	2011, 2012, 2013
Ellen Renfroe	2011, 2012, 2014
Lindsay Schutzler	2005, 2006, 2007
Madison Shipman	2012, 2013, 2014

2X ALL-SEC (5)

Tonya Callahan	2006, 2007, 2008
Melissa Davin	2012, 2014
Sarah Fekete	2005, 2006
Kelli Fitzgerald	1998, 1999
Kenyail Norris	1998, 1999

FIRST-TEAM SELECTIONS (32)

Monica Abbott	2004, 2005, 2007
Tonya Callahan	2006, 2007, 2008
Raven Chavanne	2011, 2012, 2013
Kat Dotson	2010, 2012, 2013
Kristi Durant	2003, 2004, 2005
Madison Shipman	2012, 2013, 2014
Sarah Fekete	2005, 2006
Lauren Gibson	2011, 2013
Lindsay Schutzler	2006, 2007
Annie Aldrete	2014
India Chiles	2007
Melissa Davin	2014
Shannon Doepking	2007
Bridget Jackson	1997
Travey Reidhead	1997
Ellen Renfroe	2012
Buffy Walker	1997



Raven Chavanne

3 SEC FRESHMEN OF THE YEAR

TENNESSEE IS HAS 2ND-MOST SEC FRESHMEN OF THE YEAR

2004 SEC FRESHMAN OF THE YEAR

7

MONICA ABBOTT

4X ALL-AMERICAN | PITCHER | SALINAS, CALIF.



SEC STATS FOR FRESHMAN OF THE YEAR

YEAR	ERA	W	L	APP	GS	CG	SHO	SV	IP	H	R	ER	BB	SO	2B	3B	HR	BF	B/AVG
2004	1.20	16	5	23	19	19	7/1	2	145.1	78	31	25	21	214	6	0	11	553	.155



2010 SEC CO-FRESHMAN OF THE YEAR

33

KAT DOTSON

2010 ALL-AMERICAN | OF | SAVANNAH, GA.

SEC STATS FOR FRESHMAN OF THE YEAR

YEAR	AVG	GP	GS	AB	R	H	2B	3B	HR	RBI	TB	SLG%	BB	HBP	SO	GDP	OB%	SF	SH	SB/ATT	PO	A	E	FLD%
2010	.413	25	25	75	19	31	1	1	1	19	37	.493	10	4	15	0	.484	4	1	14/19	14	2	1	.941

2011 SEC FRESHMAN OF THE YEAR

13

ELLEN RENFROE

2X ALL-AMERICAN | PITCHER | JACKSON, TENN.



SEC STATS FOR FRESHMAN OF THE YEAR

YEAR	ERA	W	L	APP	GS	CG	SHO	SV	IP	H	R	ER	BB	SO	2B	3B	HR	BF	B/AVG
2011	1.42	10	4	20	15	11	4/1	1	103.2	78	27	21	37	125	12	0	7	428	.205

19 FRESHMAN ALL-SEC SELECTIONS

TENNESSEE HAD 4 FRESHMAN ALL-SEC PICKS IN 2010 & 2014

2004 Monica Abbott
 2005 Tonya Callahan (IF)
 2005 Shannon Doepking (C)
 2005 Megan Rhodes (P)
 2006 Liane Horiuchi
 2007 Tiffany Huff
 2008 Jen Lapicki (IF)
 2009 Cat Hosfield (P)
 2009 Jessica Spigner (IF)
 2010 Raven Chavanne (OF)
 2010 Kat Dotson (OF)

2010 Lauren Gibson (IF)
 2010 Ivy Renfroe (P)
 2011 Ellen Renfroe (P)
 2011 Madison Shipman (IF)
 2014 Annie Aldrete (C)
 2014 Shaliyah Geathers (OF)
 2014 Megan Geer (IF)
 2014 Taylor Koenig (IF)

GENERAL

2015 PREVIEW

STAFF

PLAYERS

OPPONENTS

2014 REVIEW

HISTORY & RECORDS



10

SEC ALL-DEFENSIVE
SELECTIONS

2008	Kenora Posey (SS)
2010	Kat Dotson (RF)
2011	Lauren Gibson (2B)
2012	Lauren Gibson (2B)
2012	Madison Shipman (SS)
2013	Raven Chavanne (3B)
2013	Kat Dotson (RF)
2013	Lauren Gibson (2B)
2013	Madison Shipman (SS)
2014	Madison Shipman (SS)

3

SEC SCHOLAR-ATHLETES
OF THE YEAR

2007	Lindsay Schutlzler
2009	Lillian Hammond
2014	Ellen Renfroe



Lillian Hammond

2

SEC COACH OF THE YEAR
HONORS

2004	Ralph Weekly, Karen Weekly
2007	Ralph Weekly, Karen Weekly



Ralph Weekly, Karen Weekly

34

SEC PLAYER
OF THE WEEK HONORS

1997	Lisa Wyatt	3/26/97
1997	Bridget Jackson	4/15/97
1997	Carrie Swinford	5/6/97
1998	Jodi Ramirez	5/5/98
1999	Kelli Fitzgerald	3/16/99
1999	Lisa Warren	4/6/99
2002	Adrianna Wilson	3/11/02
2003	Stacey Jennings	3/3/03
2004	Amber Rhinehart	2/16/04
2005	Katherine Card	2/14/05
2005	Lindsay Schutlzler	2/28/05
2005	Sarah Fekete	3/21/05
2006	Lindsay Schutlzler	2/13/06
2006	Sarah Fekete	3/6/06
2007	Lindsay Schutlzler	4/3/07
2007	India Chiles	4/17/07
2007	Tonya Callahan	5/7/07
2008	Tonya Callahan	4/21/08
2009	Tiffany Huff	2/9/09
2009	Jessica Spigner	3/16/09
2009	Nicole Kajitani	4/13/09
2010	Raven Chavanne	2/22/10
2010	Kat Dotson	3/29/10
2011	Raven Chavanne	2/13/11
2011	Kat Dotson	3/8/11
2011	Raven Chavanne	5/2/11
2012	Raven Chavanne	2/27/12
2012	Madison Shipman	4/9/12
2012	Raven Chavanne	4/30/12
2013	Lauren Gibson (co)	3/18/13
2013	Raven Chavanne	3/25/13
2013	Lauren Gibson	4/22/13
2014	Madison Shipman	3/24/14
2014	Madison Shipman	4/14/14

33

SEC PITCHER
OF THE WEEK HONORS

1997	Buffy Walker	4/8/97
1998	Buffy Walker	4/14/98
1999	Jackie Beavers	4/13/99
2001	Nicole Borg	2/19/01
2002	Stephanie Humphrey	2/19/02
2003	Stephanie Humphrey	4/7/03
2003	Stephanie Humphrey	5/5/03
2004	Monica Abbott	2/9/04
2004	Monica Abbott	3/29/04
2004	Monica Abbott	4/5/04
2004	Monica Abbott	4/12/04
2005	Monica Abbott	2/7/05
2005	Monica Abbott	3/7/05
2005	Monica Abbott	3/14/05
2005	Monica Abbott	5/2/05
2005	Monica Abbott	5/9/05
2006	Monica Abbott	2/6/06
2006	Monica Abbott	3/13/06
2006	Monica Abbott	4/17/06
2007	Monica Abbott	2/13/07
2007	Monica Abbott	2/20/07
2007	Monica Abbott	3/6/07
2007	Monica Abbott	4/10/07
2008	Ashton Ward	2/11/08
2010	Ivy Renfroe	3/29/10
2011	Ellen Renfroe	4/18/11
2012	Ellen Renfroe	2/13/12
2012	Ivy Renfroe	3/5/12
2012	Ellen Renfroe (co)	3/26/12
2013	Ellen Renfroe	4/8/13
2014	Ellen Renfroe	2/17/14
2014	Ellen Renfroe	2/24/14
2014	Ellen Renfroe	3/31/14

12

SEC FRESHMAN
OF THE WEEK HONORS

2008	Ashton Ward	2/11/08
2008	Jen Lapicki	3/3/08
2008	Jen Lapicki	4/7/08
2009	Cat Hosfield	2/23/09
2010	Raven Chavanne	3/1/10
2010	Ivy Renfroe	3/8/10
2010	Lauren Gibson	5/10/10
2011	Ellen Renfroe	3/21/11
2011	Ellen Renfroe	4/4/11
2011	Melissa Davin	4/12/11
2014	Annie Aldrete	3/17/14
2014	Annie Aldrete	3/31/14



Annie Aldrete

134 SEC SPRING ACADEMIC HONOR ROLL SELECTIONS

1997 (4)

Bridget Jackson
Kenyaill Norris
Tracy Reidhead
Jenny Steele

1998 (5)

Sarah Ayres
Jackie Beavers
Kenyaill Norris
Jodi Ramirez
Jenny Steele

1999 (4)

Sarah Ayres
Kenyaill Norris
Jennifer Steele
Maria Torres

2000 (2)

Nicole Murray
Maria Torres

2001 (6)

Stephanie Humphrey
Janette Koshell
Nicole Murray
Melissa Radley
Maria Torres
Amanda Venable

2002 (7)

Stephanie Humphrey
Janette Koshell
Hannah Low
Maura Mollet
Nicole Murray
Melissa Radley
Maria Torres

2003 (4)

Nicole Borg
Stephanie Humphrey
Nicole Murray
Maria Torres

2004 (4)

Kristi Durant
Stephanie Humphrey
Lauren Mattox
Amber Rhinehart

2005 (7)

Brittany Bessho
Katherine Card
India Chiles
Ashley Cline
Kristi Durant
Sarah Fekete
Lindsay Schutzler

2006 (9)

Monica Abbott
Katherine Card
India Chiles
Shannon Doepping
Kristi Durant
Sarah Fekete
Megan Rhodes
Caitlyn Ryan
Lindsay Schutzler

2007 (13)

Monica Abbott
Tonya Callahan
Katherine Card
India Chiles
Shannon Doepping
Sarah Fekete
Allison Fulmer
Jennifer Griffin
Lillian Hammond
Liane Horiuchi
Megan Rhodes
Caitlin Ryan
Lindsay Schutzler

2008 (11)

Tonya Callahan
India Chiles
Shannon Doepping
Allison Fulmer
Lillian Hammond
Tiffany Huff
Nicole Kajitani
Danielle Pieroni
Megan Rhodes
Caitlin Ryan
Erinn Webb

2009 (7)

Allison Fulmer
Kelly Grieve
Lillian Hammond
Tiffany Huff
Nicole Kajitani
Ashton Ward
Erinn Webb

2010 (7)

Ashley Andrews
Holly Baker
Kelly Grieve
Kat Hosfield
Tiffany Huff
Nicole Kajitani
Jessica Spigner

2011 (13)

Ashley Andrews
Holly Baker
Melissa Brown
Shelby Burchell
Raven Chavanne
Kat Dotson
Morgan Fowler
Lauren Gibson
Kelly Grieve
Whitney Hammond
Cat Hosfield
Chandra Morgan
Jessica Spigner

2012 (14)

Ashley Andrews
Holly Baker
Melissa Brown
Shelby Burchell
Raven Chavanne
Kat Dotson
Morgan Fowler
Lauren Gibson
Whitney Hammond
Cat Hosfield
Tory Lewis
Ellen Renfroe
Ivy Renfroe
Madison Shipman

2013 (9)

Melissa Brown
Raven Chavanne
Kat Dotson
Lauren Gibson
Whitney Hammond
Tory Lewis
Ellen Renfroe
Ivy Renfroe
Madison Shipman

2014 (8)

Jennifer Burroughs
Erin Gabriel
Rainey Gaffin
Anna Renfroe
Ellen Renfroe
Madison Shipman
Cheyanne Tarango
Haley Tobler

GENERAL

2015 PREVIEW

STAFF

PLAYERS

OPPONENTS

2014 REVIEW

HISTORY & RECORDS



**MONICA ABBOTT****MONICA ABBOTT**

Winner of the USA Softball National Collegiate Player of the Year trophy (2007)
 Winner of the Honda Award for Softball (2007)
 Winner of the Roy F. Kramer SEC Female Athlete of the Year award (2007)
 Named "Team Sport Athlete of the Year" by the Women's Sports Foundation (2007)
 Finalist for the Honda-Broderick Cup 2007
 Nominated for ESPY award for "Best Female Collegiate Athlete" 2007
 Drafted by Washington Glory of National Pro Fastpitch 2007
 Helped the Washington Glory to the NPF Championship 2007
 Helped the Chicago Bandits to the NPF Championship 2011
 Led Toyota Motor Corporation to the Japan Pro League title 2010, 2011
 Co-Female Amateur Athlete of the Year from the Tennessee Sports Hall of Fame 2007
 Registered 23 career no-hitters and six perfect games
 Struck out 10 or more hitters 125 times in her career
 Holds NCAA Division I career victory record (at 189)
 Holds NCAA Division I career shutout record (at 112)
 Holds NCAA Division I career record in strikeouts (at 2,440)
 Holds NCAA Division I career record in appearances (at 253)
 Holds NCAA Division I single-season record for strikeouts with 724 in 2007
 USA Softball Player of the Year Top Three Finalist 2006, 2007
 USA Softball Player of the Year Top 10 Finalist 2004, 2005, 2006, 2007
 Finalist for the Honda Award for Softball 2006, 2007
 Louisville Slugger/NFCA First-Team All-American 2004, 2005, 2006, 2007
 Louisville Slugger/NFCA First-Team All-South Region 2004, 2005, 2006, 2007
 ESPN.com Preseason First-Team All-American 2007
 All-Tourney, Women's College World Series 2005, 2006, 2007
 Had 10 overall wins in the circle in three appearances at the WCWS
 All-Tourney, NCAA Regional No. 6 2004
 SEC Pitcher of the Year 2004, 2005 (Co-Pitcher), 2007
 SEC Freshman of the Year 2004
 First-Team All-SEC 2004, 2005, 2007
 Second-Team All-SEC 2006
 SEC All-Freshman Team 2004
 All-SEC Tournament 2005, 2006
 SEC Tournament MVP 2006
 UT Daily Beacon Athlete of the Year 2004, 2005
 Lady Vol Team MVP 2004
 Set NCAA freshman records for wins (45) and strikeouts (582) 2004
 Set SEC records for wins (45) and strikeouts (582) 2004
 Reset SEC records for wins (50) and strikeouts (603) 2005
 Set SEC record for double-digit strikeout efforts (34) 2004
 Set SEC career records for strikeouts and victories 2006
 Led the nation in strikeouts 2004, 2005, 2007
 Led nation in victories 2004, 2005, 2006, 2007
 USA Softball National Player of the Week 2004 (2/10); 2005 (2/14); 2006 (3/21), 2007 (2/21)
 Louisville Slugger/NFCA National Player of the Week 2005 (5/4); 2006 (3/22), 2007 (2/21)
 SEC Pitcher of the Week 2004 (2/9, 3/29, 4/5, 4/12)
 SEC Pitcher of the Week 2005 (2/7, 3/7, 3/14, 5/3, 5/10)
 SEC Pitcher of the Week 2006 (2/14, 3/20, 4/24)
 SEC Pitcher of the Week 2007 (2/12, 2/19, 3/6, 4/9)
 edamerica Lady Vol Athlete of the Month for February and April 2004 & 2005
 CAREacter Star Athlete of the Week 2007 (3/21)
 SEC Spring Honor Roll 2007
 Most Valuable Player, State-Line Classic 2004
 Most Outstanding Pitcher, Lady Vol Classic, Paradise Classic 2004
 All-Tourney, Carolina Classic 2007
 All-Tourney, Georgia Southern Invitational 2005
 All-Tourney, Compass Bank Invitational 2004
 All-Tourney, New Mexico State Kick-Off Invitational 2004
 Selected to USA Softball National Elite Team 2004
 Chosen to USA Softball National Team Camp (12/7/04, 5/5/05, 8/12/05)
 Member of USA Softball National Training Team 2006
 Pitcher on USA Softball National Team during World Cup of Softball, Japan Cup (Su. '05)
 Pitcher on USA Softball National Team during II World Cup of Softball, XI ISF
 Women's World Championship and Japan Cup (Summer 2006)
 Member of gold-medal winning U.S. National Team at III World Cup of
 Softball, Canada Cup and Pan American Games in (Summer 2007)
 Silver medalist at the 2008 Beijing Olympics after going 3-0 in the circle with
 a 0.00 ERA while tossing the only perfect game in U.S. Olympic history
 (vs. the Netherlands)
 Member of gold-medal winning U.S. National Team at KFC World Cup of
 Softball 5 and the ISF XII World Championship (Summer 2010)

**ANNIE ALDRETE****ANNIE ALDRETE**

Co-Winner of NFCA Division I National Freshman of the Year (2014)
 NFCA Second-Team All-American 2014
 NFCA First-Team All-Southeast Region 2014
 First-Team All-SEC 2014
 SEC All-Freshman Team 2014
 SEC Freshman of the Week 2014 (3/17, 3/31)

ASHLEY ANDREWS

SEC Spring Honor Roll 2010, 2011, 2012

SARAH AYRES

NFCA Scholar-Athlete Team 1998, 1999
 Academic All-SEC 1998, 1999
 Lady Vol Team MVP 1998
 All-Tourney, Lady Vol Spring Invitational, Mardi Gras Classic 1998

HOLLY BAKER

SEC Spring Honor Roll 2010, 2011, 2012

TIFFANY BAKER

SEC Freshman Honor Roll 2007

JACKIE BEAVERS

Lady Vol Team MVP 2000
 Most Valuable Pitcher, Lady Vol Spring Invitational 1999
 SEC Pitcher of the Week 1999 (4/13)
 Academic All-SEC 1998
 All-Tourney, Lady Vol Spring Invitational 2000
 All-Tourney, Rocky Top Markets Classic 2000
 All-Tourney, State-Line Classic 2000
 All-Tourney, Rocky Top Markets Classic 1999
 All-Tourney, Great Smoky Challenge 1996
 All-Tourney, Lady Vol Classic 1996
 All-Tourney, Louisiana Classics 1996

BRITTANY BESSHO

Academic All-SEC 2005

NICOLE BORG

NFCA Scholar-Athlete Team 2002
 Academic All-SEC 2003
 Most Valuable Player, Triangle Classic 2001
 SEC Pitcher of the Week 2001 (2/19)

ANGELA BREWER

SEC Good Works Team 2004
 Second-Team All-SEC 2004
 All-Tourney, Compass Bank Invitational 2004

ALICIA BROWN

SEC Freshman Honor Roll 2006

MELISSA BROWN

First-Team Capital One Academic All-District III 2012
 NFCA Scholar-Athlete Team 2010, 2013
 SEC Community Service Team 2013
 Howard Aldmon Community Service Award 2013
 SEC Spring Honor Roll 2011, 2012, 2013
 SEC Freshman Honor Roll 2010

SHELBY BURCHELL

All-SEC Tournament 2011
 SEC Spring Honor Roll 2011, 2012

JENNIFER BURROUGHS

NFCA Division I Scholar-Athlete 2013, 2014
 SEC Spring Honor Roll 2014
 SEC First-Year Academic Honor Roll 2013

**SARAH AYRES****JACKIE BEAVERS**

GENERAL

2015 PREVIEW

STAFF

PLAYERS

OPPONENTS

2014 REVIEW

HISTORY & RECOGRDS



**TONYA CALLAHAN****TONYA CALLAHAN**

Louisville Slugger/NFCA First-Team All-American 2006, 2008
 Louisville Slugger/NFCA Second-Team All-American 2007
 Louisville Slugger/NFCA First-Team All-South Region 2006, 2007, 2008
 Finalist for the Honda Award for Softball 2008
 USA Softball Player of the Year Top Three Finalist 2008
 USA Softball Player of the Year Top 10 Finalist 2008
 USA Softball Player of the Year Watch List 2007, 2008
 ESPN.com Second-Team Preseason All-American 2008
 CSTV.com National Player of the Year Top 10 Watch List 2008
 First-Team All-SEC 2006, 2007, 2008
 SEC Player of the Year 2008
 First-Team Preseason All-SEC 2008
 SEC Player of the Week 2007 (5/8); 2008 (4/21)
 All-SEC Tournament 2006, 2008
 All-Tourney, Women's College World Series 2005
 SEC All-Freshman Team 2005
 SEC Spring Honor Roll 2007, 2008
 edamerica Lady Vol Athlete of the Month for April 2006
 USA Softball National Player of the Week 2007 (5/8); 2008 (4/22)
 Louisville Slugger/NFCA National Player of the Week 2007 (5/9); 2008 (4/22)
 Drafted by the Rockford Thunder of National Pro Fastpitch 2008
 All-NPF (USSSA Pride) 2010

**KATHERINE CARD****NADIA CAMERON**

All-Tourney, Lady Vol Spring Invitational 2000
 All-Tourney, Louisville Slugger 2000
 All-Tourney, Rocky Top Markets Classic 2000

KATHERINE CARD

All-Tourney, Women's College World Series 2005
 All-SEC Tournament 2006
 SEC Player of the Week 2005 (2/14)
 Most Valuable Player, UNLV Tournament 2003
 SEC Spring Honor Roll 2006, 2007
 Academic All-SEC 2005

**RAVEN CHAVANNE****RAVEN CHAVANNE**

NCAA Today's Top 10 Award - Softball 2013
 Capital One Academic All-American of the Year for Division I Softball Team 2013
 USA Softball Player of the Year Top 3 Finalist 2013
 USA Softball Player of the Year Top 10 Finalist 2011, 2012, 2013
 USA Softball Player of the Year Top 25 Finalist 2010, 2011, 2012, 2013
 USA Softball Player of the Year Top 50 "Watch List" 2011, 2012, 2013
 NFCA Golden Shoe Award 2013
 NFCA First-Team All-American 2013
 Louisville Slugger/NFCA Second-Team All-American 2011, 2012
 Louisville Slugger/NFCA Third-Team All-American 2010
 NFCA First-Team All-Southeast Region 2013
 Louisville Slugger/NFCA First-Team All-Southeast Region 2011, 2012
 Louisville Slugger/NFCA Second-Team All-Southeast Region 2010
 First-Team Capital One Academic All-American 2011, 2012, 2013
 First-Team Capital One Academic All-District IV 2011
 First-Team Capital One Academic All-District III 2012, 2013
 First-Team All-SEC 2011, 2012, 2013
 Second-Team All-SEC 2010
 SEC All-Freshman Team 2010
 SEC All-Defensive Team 2013
 USA Softball Team Selection Camp Invitee 2011
 U.S. Olympic Committee Player of the Month Nominee (April 2011)
 Member of USA Softball Futures National Team (Summer 2010)
 Preseason All-SEC 2011, 2013
 Louisville Slugger/NFCA National Player of the Week 2011 (5/3)
 USA Softball National Player of the Week 2012 (4/30)
 NFCA Leadoff Classic MVP 2012
 SEC Player of the Week 2010 (2/22); 2011 (2/14, 5/2); 2012 (2/27, 4/30)
 SEC Freshman of the Week 2010 (3/1)

All-SEC Tournament 2011
 NFCA Scholar-Athlete Team 2010, 2013
 SEC Spring Honor Roll 2011, 2012, 2013
 SEC Freshman Honor Roll 2010
 Drafted by the Chicago Bandits of National Pro Fastpitch 2013, 13th Overall
 2012-13 NCAA Postgraduate Scholarship

USA Softball National Team

Gold Medal - World Cup of Softball IX (Summer 2014)
 Gold Medal - Pan American Games Qualifier (Summer 2013)
 Gold Medal - Mayor's Cup (Summer 2013)
 Silver Medal - ISF XIV World Championship (Summer 2014)
 Silver Medal - World Cup of Softball VIII (Summer 2013)
 Bronze Medal - Canadian Open Fastpitch International Championship (Summer 2013)



INDIA CHILES

INDIA CHILES

Louisville Slugger/NFCA First-Team All-American 2007
 Louisville Slugger/NFCA First-Team All-South Region 2007
 First-Team *ESPN the Magazine* Academic All-American 2007
 First-Team *ESPN the Magazine* Academic All-District IV 2006, 2007
 Second-Team *ESPN the Magazine* Academic All-District IV 2005
 SEC Player of the Year 2007
 First-Team All-SEC 2007
 Drafted by the Akron Racers of National Pro Fastpitch 2007
 SEC Player of the Week 2007 (4/16)
 All-Tourney, Women's College World Series 2007
 All-SEC Tournament 2006
 CAREacter Star Athlete of the Week 2007 (2/28)
 SEC Spring Honor Roll 2006, 2007, 2008
 Academic All-SEC 2004, 2005
 USA Softball Team Selection Camp Invitee 2007

ALEXIA CLAY

SEC Freshman Honor Roll 2007

ASHLEY CLINE

All-Tourney, Georgia Southern Invitational 2005
 All-Tourney, Compass Bank Invitational 2004
 Academic All-SEC 2005

MELISSA DAVIN

First-Team All-SEC 2014
 Second-Team All-SEC 2012
 SEC Community Service Team 2014
 SEC Freshman of the Week 2011 (4/11)

HANNAH DEVOTIE

NFCA Division I Scholar-Athlete 2014
 SEC First-Year Academic Honor Roll 2014

SHANNON DOEPKING

Louisville Slugger/NFCA Second-Team All-South Region 2007
 First-Team All-SEC 2007
 CSTV.com National Player of the Year Top 10 Watch List (RV) 2008
 Second-Team Preseason All-SEC 2008
 SEC All-Freshman Team 2005
 SEC Spring Honor Roll 2006, 2007, 2008
 Drafted by the Akron Racers of National Pro Fastpitch 2008
 All-NPF with Chicago Bandits 2011

KAT DOTSON

USA Softball Player of the Year Top 25 Finalist 2011
 Louisville Slugger/NFCA Third-Team All-American 2010
 Louisville Slugger/NFCA Second-Team All-Southeast Region 2011
 NFCA First-Team All-Southeast Region 2013
 Louisville Slugger/NFCA First-Team All-Southeast Region 2010, 2012
 First-Team All-SEC 2010, 2012, 2013



SHANNON DOEPKING



KAT DOTSON

SEC Co-Freshman of the Year 2010
 SEC All-Freshman Team 2010
 SEC All-Defensive Team (RF) 2010, (RF) 2013
 USA Softball Team Selection Camp Invitee 2011
 USA Softball National Player of the Week 2010 (3/30)
 SEC Player of the Week 2010 (3/29); 2011 (3/7)
 NFCA Scholar-Athlete Team 2010
 SEC Spring Honor Roll 2011, 2012, 2013
 SEC Freshman Honor Roll 2010
 Preseason All-SEC 2013

**KRISTI DURANT****KRISTI DURANT**

Louisville Slugger/NFCA First-Team All-American 2006
 Louisville Slugger/NFCA Second-Team All-American 2004
 Drafted by the New England Riptide of National Pro Fastpitch 2006
 All-Tourney, Women's College World Series 2006
 USA Softball Player of the Year Top 25 Finalist 2006
 All-Tourney, NCAA Regional No. 6 2004
 Louisville Slugger/NFCA First-Team All-South Region 2005, 2006
 Louisville Slugger/NFCA Second-Team All-South Region 2003
 First-Team All-SEC 2003, 2004, 2005
 Lady Vol Team MVP 2003
 All-SEC Tournament 2003
 SEC Spring Honor Roll 2006
 Academic All-SEC 2004, 2005
 All-Tourney, Georgia Southern Invitational 2005
 All-Tourney, Charleston Southern Invitational 2005
 All-Tourney, New Mexico State Kick-Off Invitational 2004
 All-Tourney, First Tennessee Round Robin 2003
 All-Tourney, Golden Panther Invitational 2003
 All-Tourney, Triple Crown Invitational 2003
 All-Tourney, UNLV Tournament 2003

LEIGH ANN ELLIS

All-Tourney, Louisville Slugger 2002

HOLLY ELLISON

Most Valuable Player, Georgia Southern Reebok Invitational 2000
 All-Tourney, State-Line Classic 2000

**SARAH FEKETE****SARAH FEKETE**

Led NCAA Division I in batting average at .500
 Louisville Slugger/NFCA First-Team All-American 2005, 2006
 Louisville Slugger/NFCA First-Team All-South Region 2005, 2006
 Finalist for the Honda Award for Softball 2006
 USA Softball Player of the Year Top 10 Finalist 2006
 Lady Vol/AOPi Athlete of the Year 2006
The Daily Beacon Female Athlete of the Year 2006
 Drafted by the Philadelphia Force of National Pro Fastpitch 2006
 First-Team All-SEC 2005, 2006
 All-SEC Tournament 2003, 2004, 2006
 SEC Spring Honor Roll 2006, 2007
 Academic All-SEC 2005
 SEC Player of the Week 2005 (3/21); 2006 (3/13)
 All-Tourney, Georgia Southern Invitational 2005
 All-Tourney, Lady Vol Classic 2004
 USA Softball Team Selection Camp Participant 2006
 Player on USA Softball World Univ. Games Team (Taiwan - Summer '06)

**KELLI FITZGERALD****KELLI FITZGERALD**

NFCA Second-Team All-South Region 1998
 Second-Team All-SEC 1998, 1999
 Most Valuable Player, Lady Vol Spring Invitational 1999
 SEC Player of the Week 1999 (3/16)
 All-Tourney, Fresno State Classic 1998
 All-Tourney, Great Smoky Challenge 1996
 All-Tourney, Lady Vol Classic 1996

ANNIE FLETCHER

All-Tourney, Triangle Classic 2001

MORGAN FOWLER

NFCA Scholar-Athlete Team 2010
SEC Spring Honor Roll 2011, 2012

ALLISON FULMER

SEC Spring Honor Roll 2007, 2008, 2009
SEC Freshman Honor Roll 2006

ERIN GABRIEL

NFCA Division I Scholar-Athlete 2013, 2014
SEC Spring Honor Roll 2014
SEC First-Year Academic Honor Roll 2013

RAINEY GAFFIN

SEC Spring Honor Roll 2014
SEC First-Year Academic Honor Roll 2013

SHALIYAH GEATHERS

SEC All-Freshman Team 2014

MEGAN GEER

SEC All-Freshman Team 2014
NFCA Division I Scholar-Athlete 2014
SEC First-Year Academic Honor Roll 2014

LAUREN GIBSON

SEC Player Of The Year 2013
NFCA First-Team All-American 2013
Louisville Slugger/NFCA First-Team All-American 2011, 2012
USA Softball Player of the Year Top 10 Finalist 2013
USA Softball Player of the Year Top 25 Finalist 2013
USA Softball Player of the Year Top 50 "Watch List" 2013
WCWS All-Tournament Team 2013
NFCA Division I First-Team All-Southeast Region 2013
Louisville Slugger/NFCA First-Team All-Southeast Region 2011, 2012
NFCA National Player of The Week 2013 (4/23)
First-Team All-SEC 2011, 2013
Second-Team All-SEC 2012
USA Softball Player of the Year Top 50 "Watch List" 2011, 2012
SEC All-Defensive Team (2B) 2011, 2012, 2013
SEC All-Freshman Team 2010
SEC Co-Player Of the Week 2013 (3/18)
SEC Freshman of the Week 2010 (5/10)
SEC Spring Honor Roll 2011, 2012, 2013
SEC Freshman Honor Roll 2010
Preseason All-SEC 2013
U.S. Olympic Committee Player of the Month Nominee (October 2011)
Named to USA Softball National Team 2012 roster
USA Softball Team Selection Camp Invitee 2011
USA Softball National Team
Gold Medal - World Cup of Softball IX (Summer 2014)
Gold Medal - World Cup of Softball VI and XVI Pan American Games (Summer 2011)
Gold Medal - World Cup of Softball VII and XVI Pan American Games (Summer 2012)
Gold Medal - Pan American Games Qualifier (Summer 2013)
Gold Medal - Mayor's Cup (Summer 2013)
Silver Medal - ISF XIV World Championship (Summer 2014)
Silver Medal - ISF Fastpitch World Championships (Summer 2012)
Silver Medal - Canadian Open Championship (Summer 2012)
Silver Medal - World Cup of Softball VIII (Summer 2013)
Bronze Medal - Canadian Open Fastpitch International Championship (Summer 2013)

MEGAN GIVENS

NFCA Scholar-Athlete Team 2010
SEC Freshman Honor Roll 2010

**LAUREN GIBSON**

**KELLY GRIEVE****KELLY GRIEVE**

Drafted by the Akron Racers of National Pro Fastpitch 2011
 USA Softball Player of the Year Watch List 2010, 2011
 Lowe's Senior CLASS Award Top 27 Finalist 2011
 First-Team *ESPN the Magazine* Academic All-District IV 2010
 Louisville Slugger/NFCA All-Southeast Region 2009
 Second-Team All-SEC 2011
 SEC All-Defensive Team (CF) 2011
 USA Softball Team Selection Camp Invitee 2011
 Member of gold-medal winning U.S. National Team at World Cup of
 Softball VI and XVI Pan American Games (Summer 2011)
 All-SEC Tournament 2010
 SEC Spring Honor Roll 2009, 2010, 2011

JENNIFER GRIFFIN

All-Tourney, Carolina Classic 2007
 SEC Spring Honor Roll 2007

**LILLIAN HAMMOND****LILLIAN HAMMOND**

NCAA Postgraduate Scholarship Winner 2010
 First-Team *ESPN the Magazine* Academic All-American 2007, 2008, 2009
 First-Team *ESPN the Magazine* Academic All-District IV 2007, 2008, 2009
 SEC Softball Scholar-Athlete of the Year 2009
 Louisville Slugger/NFCA Second-Team All-South Region 2008
 Lowe's Senior CLASS Award Top 10 Finalist 2009
 Drafted by the Philadelphia Force of National Pro Fastpitch 2009
 NFCA Scholar-Athlete Team 2008, 2010
 SEC Spring Honor Roll 2007, 2008, 2009
 SEC Freshman Honor Roll 2006
 SEC Community Service Team 2008

WHITNEY HAMMOND

NFCA Division I Scholar-Athlete 2013
 SEC Spring Honor Roll 2011, 2012, 2013
 SEC Freshman Honor Roll 2010

LIANE HORIUCHI

SEC All-Freshman Team 2006
 SEC Spring Honor Roll 2007
 SEC Freshman Honor Roll 2006

CAT HOSFIELD

SEC All-Freshman Team 2009
 SEC Freshman of the Week 2009 (2/23)
Sports Illustrated's "Faces in the Crowd" Sept. 8, 2008
 SEC Spring Honor Roll 2010, 2011, 2012

**TIFFANY HUFF****TIFFANY HUFF**

NCAA Postgraduate Scholarship Winner 2010
 Louisville Slugger/NFCA Second-Team All-American 2009
 Louisville Slugger/NFCA First-Team All-Southeast Region 2010
 Louisville Slugger/NFCA All-Southeast Region 2009
 Louisville Slugger/NFCA Second-Team All-South Region 2008
 USA Softball Player of the Year Top 25 Finalist 2009
 USA Softball Player of the Year Watch List 2008, 2009, 2010
 Lowe's Senior CLASS Award Top 10 Finalist 2010
 Second-Team All-SEC 2009
 Second-Team *ESPN the Magazine* Academic All-American 2009, 2010
 First-Team *ESPN the Magazine* Academic All-District IV 2009, 2010
 USA Softball National Collegiate Co-Player of the Week 2009 (2/10)
 Second-Team Preseason All-SEC 2008
 SEC Player of the Week 2009 (2/9)
Sports Illustrated's "Faces in the Crowd" March 30, 2009
 SEC All-Freshman Team 2007
 All-SEC Tournament 2007
 SEC Spring Honor Roll 2008, 2009, 2010
 NFCA Scholar-Athlete Team 2008, 2010
 SEC Freshman Honor Roll 2007

SEC Softball Community Service Team 2010
 USA Softball Team Selection Camp Invitee 2009
 Gold medalist on USA Softball Junior National Team at Junior World
 Championship in the Netherlands and Junior Pan Am Qualifying Team
 in Caguas, Puerto Rico (Summer 2007)



STEPHANIE HUMPHREY

STEPHANIE HUMPHREY

Verizon Academic All-District IV 2002, 2003
 NFCA Scholar-Athlete Team 2000, 2001, 2002, 2003
 Academic All-SEC 2001, 2002, 2003, 2004
 edsouth Lady Vol Athlete of the Month for February 2002
 SEC Pitcher of the Week 2002 (2/18), 2003 (4/7, 5/5)
 Most Valuable Pitcher, Lady Vol Spring Invitational 2001
 All-Tourney, First Tennessee Round Robin 2003
 All-Tourney, Cavalier Classic 2002
 All-Tourney, Georgia State Round Robin 2002
 All-Tourney, Triangle Classic 2002
 All-Tourney, Georgia Southern Eagle Classic 2001
 All-Tourney, Triangle Classic 2001



BRIDGET JACKSON

BRIDGET JACKSON

Lady Vol Hall of Fame, 2007 (First Softball Inductee)
 First-Team All-SEC 1997
 Verizon Academic All-District IV 1997
 NFCA Scholar-Athlete Team 1997
 Academic All-SEC 1997
 SEC Player of the Week 1997 (4/15)
 All-Tourney, Lady Vol Classic 1997
 Lady Vol Team MVP 1996

STACEY JENNINGS

USA Softball National Collegiate Player of the Week 2003 (2/25)
 SEC Player of the Week 2003 (3/3)
 edsouth Lady Vol Athlete of the Month for February 2003
 First Perfect Game in School History 2003 (2/21 vs. UNLV)
 Most Valuable Player, Golden Panther Invitational 2003
 All-Tourney, Lady Vol Classic 2004
 All-Tourney, Triple Crown Invitational 2003
 All-Tourney, UNLV Tournament 2003

NICOLE KAJITANI

SEC Player of the Week 2009 (4/13)
 SEC Spring Honor Roll 2008, 2009, 2010

TAYLOR KOENIG

SEC All-Freshman Team 2014

JANETTE KOSHELL

Academic All-SEC 2001, 2002
 All-Tourney, Georgia Southern Eagle Classic 2001
 All-Tourney, Lady Vol Spring Invitational 2000, 2001

JEN LAPICKI

Third-Team *ESPN the Magazine* Academic All-American 2009
 First-Team *ESPN the Magazine* Academic All-District IV 2009
 SEC All-Freshman Team 2008
 All-SEC Tournament 2009
 SEC Freshman of the Week 2008 (3/3, 4/7)
 NFCA Scholar-Athlete Team 2008
 All-Tourney, NFCA Leadoff Classic 2008



JEN LAPICKI

TORY LEWIS

NFCA Division I Scholar-Athlete 2013
 SEC Spring Academic Honor Roll 2012, 2013
 SEC Freshman Academic Honor Roll 2011

HANNAH LOW

Academic All-SEC 2002

GENERAL

2015 PREVIEW

STAFF

PLAYERS

OPPONENTS

2014 REVIEW

HISTORY & RECORDS



**LAUREN MATTOX****LAUREN MATTOX**

Verizon Academic All-District IV 2004
 NFCA Second-Team All-South Region 2003
 Academic All-SEC, 2004
 All-Tourney, Lady Vol Classic 2004
 All-Tourney, Paradise Classic 2004
 All-Tourney, First Tennessee Round Robin 2003

HANNAH MCDONALD

NFCA Division I Scholar-Athlete 2014
 SEC First-Year Academic Honor Roll 2014

RACHAEL MINK

All-Tourney, Lady Vol Spring Invitational 2001

CHANDRA MOGAN

SEC Spring Honor Roll 2011

MAURA MOLLET

Lady Vol Team MVP 2001
 Academic All-SEC 2002

NICOLE MURRAY

NFCA Scholar-Athlete Team 2000, 2001, 2002
 Academic All-SEC 2000, 2001, 2002, 2003

**KENYAIL NORRIS****KENYAIL NORRIS**

NFCA Second-Team All-South Region 1999
 Second-Team All-SEC 1998, 1999
 Second-Team Verizon Academic All-America 1999
 Verizon Academic All-District IV 1999
 NFCA Scholar-Athlete Team 1998, 1999
 Academic All-SEC 1997, 1998, 1999
 All-SEC Tournament 1999
 All-Tourney, Eastern Kentucky Invitational, Rocky Top Markets Classic 1999
 All-Tourney, Lady Vol Spring Invitational 1998, 1999
 All-Tourney, Lady Vol Classic 1996, 1997

KENORA POSEY

Second-Team All-SEC 2008
 SEC All-Defensive Team (SS) 2008

APRIL PHILLIPS

All-Tourney, Rocky Top Markets Classic 2000

DANIELLE PIERONI

NFCA Scholar-Athlete Team 2008
 SEC Spring Honor Roll 2008

MELISSA RADLEY

Academic All-SEC, 2001, 2002
 Most Valuable Player, Lady Vol Spring Invitational 2001
 All-Tourney, Georgia Southern Eagle Classic 2001
 All-Tourney, Georgia Southern Reebok Invitational 2000

JODI RAMIREZ

First-Team Verizon Academic All-America 1998
 Verizon Academic All-District 1998
 NFCA Scholar-Athlete Team 1997, 1998
 Academic All-SEC 1998
 SEC Player of the Week 1998 (5/5)

**TRACY REIDHEAD****TRACY REIDHEAD**

First-Team All-SEC 1997
 Third-Team Verizon Academic All-America 1997
 Verizon Academic All-District IV 1997
 NFCA Scholar-Athlete Team 1996, 1997
 Academic All-SEC 1997
 Most Valuable Player, Lady Vol Classic 1997
 All-Tourney, Great Smoky Challenge, Louisiana Classics 1996

ANNA RENFROE

SEC Spring Honor Roll 2014
 NFCA Division I Scholar-Athlete 2013
 SEC First-Year Academic Honor Roll 2013

**ELLEN RENFROE****ELLEN RENFROE**

Capital One Academic All-American of the Year for Division I Softball Team 2013
 Louisville Slugger/NFCA First-Team All-American 2012
 Louisville Slugger/NFCA Third-Team All-American 2011
 NFCA Division I Second-Team All-Southeast Region 2013
 Louisville Slugger/NFCA First-Team All-Southeast Region 2011, 2012
 NFCA Third-Team All-Southeast Region 2014
 USA Softball Player of the Year Top 25 Finalist 2012, 2013, 2014
 USA Softball Player of the Year Top 50 "Watch List" 2012, 2013, 2014
 WCWS All-Tournament Team 2013
 First-Team Capital One Academic All-American 2014
 Second-Team Capital One Academic All-American 2012, 2013
 First-Team Capital One Academic All-District III 2012, 2013, 2014
 SEC Freshman of the Year 2011
 First-Team All-SEC 2012
 Second-Team All-SEC 2011, 2014
 SEC All-Freshman Team 2011
 SEC Tournament MVP 2011
 All-SEC Tournament 2011
 Preseason All-SEC 2012, 2013, 2014
 SEC Spring Honor Roll 2012, 2013, 2014
 NFCA Division I Scholar-Athlete 2013, 2014
 USA Softball National Collegiate Player of the Week 2014 (4/1)
 USA Softball National Collegiate Player of the Week 2011 (5/17)
 Named to USA Softball Elite Team 2012 roster
 SEC Pitcher of the Week 2014 (2/17, 2/24, 3/31)
 SEC Pitcher of the Week 2013 (4/8)
 SEC Pitcher of the Week 2012 (2/13, 3/26)
 SEC Pitcher of the Week 2011 (3/28, 4/18)
 SEC Freshman of the Week 2011 (3/21, 4/4)
 NFCA Leadoff Classic Most Valuable Pitcher 2012
 2013-14 NCAA Postgraduate Scholarship

IVY RENFROE

Louisville Slugger/NFCA Second-Team All-Southeast Region 2010
 Second-Team All-SEC 2010
 USA Softball Player of the Year Top 50 "Watch List" 2011
 Louisville Slugger/NFCA National Player of the Week 2013 (3/12)
 USA Softball National Collegiate Player of the Week 2013 (3/12)
 SEC All-Freshman Team 2010
 Preseason All-SEC 2011
 NFCA Division I Scholar-Athlete 2013
 SEC Spring Honor Roll 2012, 2013
 SEC Pitcher of the Week 2012 (3/5)
 SEC Pitcher of the Week 2010 (3/29)
 SEC Freshman of the Week 2010 (3/8)
 All-Tourney, Women's College World Series 2010
 All-SEC Tournament 2010
 Drafted by the Akron Racers of National Pro Fastpitch 2013, Eighth Overall

**IVY RENFROE****AMBER RHINEHART**

Second-Team All-SEC 2003
 SEC Player of the Week 2004 (2/16)
 Academic All-SEC, 2004
 Most Valuable Player, New Mexico State Kick-Off Invitational 2004
 Most Valuable Player, First Tennessee Round Robin 2003
 All-Tourney, Compass Bank Invitational 2004
 All-Tourney, Paradise Classic 2004
 All-Tourney, Golden Panther Invitational 2003

**AMBER RHINEHART**

GENERAL

2015 PREVIEW

STAFF

PLAYERS

OPPONENTS

2014 REVIEW

HISTORY & RECORDS



**MEGAN RHODES****MEGAN RHODES**

Second-Team *ESPN the Magazine* Academic All-American 2008
 First-Team *ESPN the Magazine* Academic All-District IV 2008
 Lowe's Senior CLASS Award Top 10 Finalist 2008
 SEC All-Freshman Team 2005
 NFCA Scholar-Athlete Team 2005, 2008
 SEC Spring Honor Roll 2006, 2007, 2008
 SEC Community Service Team 2007
 CAREacter Star Athlete of the Week 2008 (3/3)

CARISSA ROUSTAN

All-Tourney, Cavalier Classic 2002

CAITLIN RYAN

NFCA Scholar-Athlete Team 2005, 2008
 SEC Spring Honor Roll 2006, 2007, 2008
 Female Big Orange Award winner at the second-annual VOLSCARS

**LINDSAY SCHUTZLER****LINDSAY SCHUTZLER**

USA Softball Player of the Year Watch List 2006, 2007
 USA Softball Player of the Year Top 25 Finalist 2007
 USA Softball Player of the Year Top 11 Finalist 2007
 Drafted by the Chicago Bandits of National Pro Fastpitch 2007
 Louisville Slugger/NFCA First-Team All-American 2006
 Louisville Slugger/NFCA Second-Team All-American 2005, 2007
ESPN the Magazine Academic All-American of the Year (Univ. Div.) 2006, 2007
 First-Team *ESPN the Magazine* Academic All-American 2005, 2006, 2007
 First-Team *ESPN the Magazine* Academic All-District IV 2005, 2006, 2007
 SEC Softball Scholar-Athlete of the Year 2007
 Louisville Slugger/NFCA First-Team All-South Region 2006, 2007
 Louisville Slugger/NFCA Second-Team All-South Region 2005
 First-Team All-SEC 2006, 2007
 Second-Team All-SEC 2005
 Lowe's Senior CLASS Award Top 10 Finalist 2007
 All-Tourney, Women's College World Series 2007
 USA Softball National Collegiate Player of the Week 2006 (2/21)
 Louisville Slugger/NFCA National Player of the Week 2006 (2/22)
 NFCA Scholar-Athlete Team 2005
 SEC Spring Honor Roll 2006, 2007
 Academic All-SEC 2004, 2005
 All-SEC Tournament 2004, 2006, 2007
 SEC Player of the Week 2005 (2/28); 2006 (2/20); 2007 (4/2)
 Most Valuable Player, Lady Vol Classic 2004
 All-Tourney, Carolina Classic 2007
 All-Tourney, Georgia Southern Invitational 2005
 All-Tourney, Charleston Southern Invitational 2005
 All-Tourney, Paradise Classic 2004
 USA Softball Team Selection Camp Participant 2006, 2007
 Player on USA Softball World Univ. Games Team (Taiwan - Summer '06)
 Selected to USA Softball National Elite Team 2005 (Canada and Inter. Cup)
 Selected to USA Softball National Team Camp (5/5/05, 8/12/05)

MADISON SHIPMAN

Winner of the Honda Award for Softball (2014)
 Winner of Senior CLASS Award (2014)
 SEC Player of the Year 2014
 NFCA First-Team All-American 2013, 2014
 WCWS All-Tournament Team 2013
 Louisville Slugger/NFCA Second-Team All-American 2012
 Louisville Slugger/NFCA First-Team All-Southeast Region 2012, 2013
 NFCA Second-Team All-Southeast Region 2014
 USA Softball Player of the Year Top 10 Finalist 2014
 USA Softball Player of the Year Top 25 Finalist 2014
 USA Softball Player of the Year Top 50 "Watch List" 2013, 2014
 First-Team Capital One Academic All-American 2014
 Second-Team Capital One Academic All-American 2013
 Capital One Academic All-District 3 First Team 2013, 2014

**MADISON SHIPMAN**

First-Team All-SEC 2012, 2013, 2014
 SEC All-Defensive Team (SS) 2012, 2013, 2014
 SEC Player of the Week 2014 (3/24, 4/14)
 SEC Player of the Week 2012 (4/9)
 Named to USA Softball Elite Team 2012 roster
 NFCA Division I Scholar-Athlete 2014
 SEC Spring Honor Roll 2012, 2013, 2014
 SEC All-Freshman Team 2011
 Preseason All-SEC 2013, 2014
 No. 2 Overall Pick in the 2014 National Pro Fastpitch Draft; drafted by USSSA Pride
 National Pro Fastpitch Rookie of the Year 2014
 All-NPF Team with USSSA Pride 2014

JESSICA SPIGNER

Louisville Slugger/NFCA Second-Team All-Southeast Region 2010
 Louisville Slugger/NFCA All-Southeast Region 2009
 SEC All-Freshman Team 2009
 All-SEC Tournament 2011
 SEC Player of the Week 2009 (3/17)
Sports Illustrated's "Faces in the Crowd" Aug. 25, 2008
 SEC Spring Honor Roll 2010, 2011

JENNY STEELE

NFCA Scholar-Athlete Team 1998, 1999
 Academic All-SEC 1997, 1998, 1999

**CARRIE SWINFORD****CARRIE SWINFORD**

NFCA Second-Team All-South Region 1997, 1999
 Second-Team All-SEC 1999
 NFCA Scholar-Athlete Team 1999
 SEC Player of the Week 1997 (5/6)
 All-Tourney, Eastern Kentucky Invitational 1999
 All-Tourney, Rocky Top Markets Classic, Lady Vol Classic 1999
 All-Tourney, Tennessee Tournament of Champions 1996

CHEYANNE TARANGO

SEC Spring Honor Roll 2014

LEAH TAYLOR

NFCA Scholar-Athlete Team 2010
 SEC Freshman Honor Roll 2010

BLAINE TEASLEY

All-Tourney, Triple Crown Invitational 2003
 All-Tourney, Georgia State Round Robin 2002

HALEY TOBLER

SEC Spring Honor Roll 2014

MARIA TORRES

NFCA Scholar-Athlete Team 1998, 1999, 2000, 2001
 Academic All-SEC 1999, 2000, 2001, 2002, 2003
 All-Tourney, Cavalier Classic 2002
 All-Tourney, Louisville Slugger 2002

SARAH VAUGHN

SEC Good Works Team 2006

AMANDA VENABLE

Second-Team All-SEC 1999
 All-SEC Tournament 1999
 Lady Vol Team MVP 1999
 SEC Player of the Week 1999 (4/20)
 All-Tourney, Campbell/Cartier Classic 2000
 All-Tourney, State-Line Classic 2000
 All-Tourney, Eastern Kentucky Invitational 1999

**AMANDA VENABLE**

**BUFFY WALKER****BUFFY WALKER**

NFCA First-Team All-South Region 1997
 First-Team All-SEC 1997
 SEC Pitcher of the Week 1997 (4/8), 1998 (4/14)
 First No-Hitter in School History 1996 (2/24 vs. Cleveland State)
 All-Tourney, Lady Vol Classic 1997
 All-Tourney, Lady Vol Spring Invitational 1997
 All-Tourney, Great Smoky Challenge 1996
 All-Tourney, Tennessee Tournament of Champions 1996

ASHTON WARD

Louisville Slugger/NFCA Second-Team All-South Region 2008
 Louisville Slugger/NFCA National Player of the Week 2008 (2/11)
 SEC Pitcher of the Week 2008 (2/11)
 SEC Freshman of the Week 2008 (2/11)
 NFCA Scholar-Athlete Team 2008
 SEC Spring Honor Roll 2009

**ASHTON WARD****LISA WARREN**

Second-Team All-SEC 1999
 SEC Player of the Week 1999 (4/6)
 Most Valuable Player, Lady Vol Spring Invitational 1998
 Most Valuable Player, Toyota Lady Vol Classic 1998
 All-Tourney, Lady Vol Spring Invitational 1999

ERINN WEBB

All-Tourney, Women's College World Series 2010
 All-SEC Tournament 2009
 SEC Community Service Team 2009
 SEC Spring Honor Roll 2008, 2009

**ADRIANNA WILSON****ADRIANNA WILSON**

NFCA First-Team All-South Region 2002
 NFCA Second-Team All-South Region 1999
 Lady Vol Team MVP 2002
 edsouth Lady Vol Athlete of the Month for March 2002
 SEC Player of the Week 2002 (3/11)
 All-Tourney, Louisville Slugger 2002
 All-Tourney, Triple Crown Invitational 2002
 All-Tourney, Georgia Southern Reebok Invitational 2000
 All-Tourney, Lady Vol Spring Invitational 1999

LISA WYATT

NFCA First-Team All-South Region 1997
 Lady Vol Team MVP 1997
 SEC Player of the Week 1997 (3/26)
 Most Valuable Player, Great Smoky Challenge 1996
 Most Valuable Player, Lady Vol Classic 1996
 All-Tourney, Louisiana Classic 1996



MONICA ABBOTT

6-3 | Pitcher

Salinas, Calif.

NCAA Career Records

Wins -- 189

Appearances -- 253

Shutouts -- 112

Strikeouts -- 2,440

Innings Pitched --- 1,448.0

■ CAREER ACCOMPLISHMENTS

- USA Softball National Collegiate Player of the Year (2007)
- Winner of the Honda Award for Softball (2007)
- 2006-07 Roy F. Kramer Southeastern Conference Female Athlete of the Year
- 2007 Stats: 50-5 record, 0.68 ERA, 29 solo shutouts, 358.1 IP, 724 strikeouts
- Career Stats: 189-34 record, 0.79 ERA, 112 solo shutouts, 1,448.0 innings, 2,440 strikeouts
- Registered 23 career no-hitters and six perfect games
- Struck out 10 or more hitters 125 times in her career
- Previous member of the U.S. National Team
- Led NCAA Division I in victories in 2004, 2005, 2006, 2007
- Holds NCAA Division I career victory record (at 189)
- Holds NCAA Division I career shutout record (at 112)
- Holds NCAA Division I career record in strikeouts (at 2,440)
- Holds NCAA Division I career record in appearances (at 253)
- Holds NCAA Division I single-season record with 724 K's in 2007
- Set SEC records for career wins and career strikeouts
- Holds SEC single season marks for wins (50) and strikeouts (724) (set in 2007)
- 2004, 2005, 2006, 2007 First-Team NFCA All-American
- 2004, 2005, 2006, 2007 First-Team NFCA All-South Region
- 2005, 2006, 2007 Women's College World Series
- All-Tournament selection
- Had 10 wins in the circle in three appearances at the Women's College World Series
- Four-time All-SEC Selection (2004, 2005, 2006, 2007)
- Three-time SEC Pitcher of the Year (2004, 2005, 2007)
- 2004 SEC Freshman of the Year
- 2006 SEC Tournament Most Valuable Player
- Named to USA Softball National Collegiate Player of the Year Preseason Watch List (2004, 2005, 2006, 2007)
- USA Softball National Collegiate Player of the Year Top 25 Finalist (2004, 2005, 2006, 2007)
- USA Softball National Collegiate Player of the Year Top 10 Finalist (2004, 2005, 2006, 2007)
- USA Softball National Collegiate Player of the Year Final Three Selection (2006, 2007)
- Finalist for Honda Award for Softball (2006, 2007)
- Three-time NFCA National Collegiate Player of the Week
- Four-time USA Softball National Collegiate Player of the Week
- 16-time SEC Pitcher of the Week
- Member of gold-medal winning U.S. National Team at the II World Cup of Softball, ISF World Championships and Japan Cup in 2006, the III World Cup of Softball, Canada Cup and Pan American Games in 2007 and the KFC World Cup of Softball and Canada Cup in 2009
- Helped the Washington Glory to the 2007 National Pro Fastpitch title and named NPF Championship MVP
- Won a silver medal with the U.S. National Team at the 2008 Beijing Olympics
- Won gold at the ISF XII Women's World Championship and at the KFC World Cup of Softball 5 in 2010
- Helped her Toyota Motor Corporation squad win the Japan Pro League Championship in 2010, 2011, 2012 and 2014, even throwing a perfect game in the title contest in 2010
- Japan Softball League MVP - 2010, 2011, 2012
- Japan Softball League Top 9 - 2010, 2011, 2012, 2013
- Joined former Lady Vol teammate Shannon Doepking in helping guide the Chicago Bandits to the 2011 National Pro Fastpitch Championship and the 2012 Championship Game
- Named NPF Diamond Sports Pitcher of the Year 2011, 2012
- Named All-NPF 2010 (Tennessee Diamonds), 2011 (Chicago Bandits), 2012 (Chicago Bandits), 2013 (Chicago Bandits), 2014 (Chicago Bandits)

GENERAL

2015 PREVIEW

STAFF

PLAYERS

OPPONENTS

2014 REVIEW

HISTORY & RECOGRDS





The scream of delight from Abbott in the background tells the whole story. On May 6, 2007, at Tyson Park in Knoxville, Tenn., the 6-3 lefthander struck out Alabama's Charlotte Morgan to end the first inning. The K was number 2,266 in her illustrious career to break the record of former Texas and U.S. pitcher Cat Osterman who was in attendance working for ESPN.



Abbott earned a silver medal in the 2008 Beijing Olympics with the U.S. Women's National Team. She competed on the Women's National Team each summer from 2005-10.



On March 23, 2013, Abbott became the first Tennessee softball player to have her jersey retired. Several of Abbott's UT teammates joined her for a special reunion and ceremony before the No. 8 Lady Vols took down No. 5/4 Texas A&M, 8-6. Tennessee's Her No. 7 is on the left field wall.



Photo Credit: Dina Kwit

Abbott continues to thrive in the professionals ranks. She currently dominates National Pro Fastpitch with the Chicago Bandits as well as the Japan Softball League with Toyota Motor Corporation.



17 PLAYERS ASSOCIATED WITH USA SOFTBALL



MONICA ABBOTT -- SALINAS, CALIF.

U.S. Senior Women's National Team (Summer 2010) -- Won gold medals at the KFC World Cup of Softball 5 (July 22-26) and the ISF XII Women's World Championship in Caracas, Venezuela (June 23-July 3).

U.S. Senior Women's National Team (Summer 2009) -- Won championship at the 2009 Pan Am Qualifier in Maracay, Venezuela, by going 6-0 with a 0.24 ERA and 51 K's in 29 innings of work. Also a big contributor on the U.S. National Team's 2009 KFC World Cup of Softball and the Canada Cup titlists.

U.S. Olympic Team (Summer 2008) -- Guided the U.S. to a silver medal at the 2008 Beijing Olympics by posting a 3-0 record and a 0.00 ERA from the circle. Abbott also fired the first perfect game for the United States in Olympic competition with a dominant win over the Netherlands.

U.S. Senior Women's National Team (Summer 2007) -- Won Gold Medals at the III World Cup of Softball, the Canada Cup and the PanAm Games. Went 6-0 record in 26.2 innings pitched with a 0.00 ERA while twice defeating U.S. archrival Japan.

U.S. Senior Women's National Team (Summer 2006) -- Won Gold Medals at II World Cup of Softball, XI ISF Women's World Championship and Japan Cup. Defeated Great Britain and China at the World Cup, New Zealand at the World Champ. and Japan in the title game at the Japan Cup.

U.S. National Team Selection Pool -- Was chosen as part of the selection pool for all USA Softball programs including the USA National Team for 2006-07 season.

U.S. National Team (Summer 2005) -- Part of silver medalists at the I World Cup of Softball and the Japan Cup.

USA Elite Team (October 2004) -- Helped guide her team to a gold medal at the 1st World University Softball Championship in Plant City, Fla. Defeated China with a one-hitter with 11 strikeouts; Posted a 0.50 ERA with 23 K's in 14 innings of work.

Junior Women's World Championship Team (Summer 2003) -- Part of silver medalists at the 2003 Junior Women's World Championship. Pitched the gold medal game against Japan but lost 3-2 on an error behind her in eight innings; Struck out 12 against Australia in a 4-0 win and 16 against Canada in a two-hit, 5-0 win. Struck out 58 batters over five appearances spanning 32 total innings of work with a 0.28 ERA.

2002 Junior Women's National Team (Summer 2002) -- Part of gold medalists at the inaugural PanAm Junior Championships. Took home Most Valuable Player honors after hurling a one-hitter and 13 K's in the 2-0 title win over Canada.



ANNIE ALDRETE

ANNIE ALDRETE -- MONTEREY, CALIF.

U.S. Senior Women's National Team (Summer 2015)

Was named to the 2015 USA Softball Women's National Team on Jan. 8, 2015 following 2015 selection camp and will compete in this summer's World Cup of Softball X in Irvine, Calif., and the Pan American Games in Toronto, Ontario, Canada.

U.S. Senior Women's National Team Selection Camp Invitee (Summer 2014)

TONYA CALLAHAN -- HOLDEN, MO.

U.S. National Team Selection Camp Invitee (Summer 2003)

-- Became the youngest player in history to be invited to tryout for the U.S. National Team during her junior year (2003) at Holden High School (Mo.).



TONYA CALLAHAN

GENERAL

2015 PREVIEW

STAFF

PLAYERS

OPPONENTS

2014 REVIEW

HISTORY & RECORDS





RAVEN CHAVANNE

RAVEN CHAVANNE -- THOUSAND OAKS, CALIF.

U.S. Senior Women's National Team (Summer 2015) -- Was named to the 2015 USA Softball Women's National Team on Jan. 8, 2015 following 2015 selection camp and will compete in this summer's World Cup of Softball X in Irvine, Calif., and the Pan American Games in Toronto, Ontario, Canada.

U.S. Senior Women's National Team (Summer 2014) -- In her second summer on the U.S. WNT, led the team with a .464 batting average (45-for-97) and posted two homers, one double, 19 RBIs, 26 runs, eight walks. She also tallied a team-best 10 stolen bases this summer in 12 attempts and finished with a .509 on-base percentage and a .536 slugging percentage for a 1.045 OPS. Helped lead the Stars and Stripes to a gold medal in the World Cup of Softball IX and silver medal in the ISF IXV World Championship.

U.S. Senior Women's National Team (Summer 2013) -- Hit .449, going 31-for-69 with three doubles, 11 RBIs, 21 runs and eight stolen bases while helping Team USA to gold medals in the Pan American Qualifier and the Mayor's Cup, a silver medal in the World Cup of Softball VIII and a bronze medal in the Canadian Open Fastpitch International Championship.

U.S. Women's Futures National Team (Summer 2010) -- Hit .389 overall with three runs scored, two stolen bases and an RBI for the surprising silver medalists at the KFC World Cup of Softball 5 at the ASA Hall of Fame Stadium in Oklahoma City, Okla. Played in all seven contests for the Futures squad and was at her best in an upset against defending 2008 Olympic Gold medalist Japan (7/25), going 3-for-3 at the dish and scoring the eventual winning run after singling to lead off the sixth inning.

**SARAH FEKETE -- MARYVILLE, TENN.**

U.S. World University Games Team (Summer 2006)

Played alongside Lindsay Schutzler on the gold medal-winning World Univ. Games Team in T'ai-nan City, Taiwan.

ERIN GABRIEL -- POLAND, OHIO

U.S. Junior Women's National Team (Summer 2011)

Helped lead the U.S. Junior National Team to a gold medal in the 2011 ISF Junior Women's World Championship in South Africa. She was the only high school player on the team.

U.S. Junior Women's National Team (Summer 2010)



SARAH FEKETE



ERIN GABRIEL





LAUREN GIBSON

LAUREN GIBSON -- PASADENA, MD.

U.S. Senior Women's National Team (Summer 2015) -- Was named to the 2015 USA Softball Women's National Team on Jan. 8, 2015 following 2015 selection camp and will compete in this summer's World Cup of Softball X in Irvine, Calif., and the Pan American Games in Toronto, Ontario, Canada.

U.S. Senior Women's National Team (Summer 2014) -- In 2014, she hit .310 (26-for-84) and was one of the Americans' main power threats, ranking second on the team in RBIs (23) home runs (five), doubles (eight) and extra-base hits (13). Gibson totaled 23 runs and 11 walks and finished with a .398 on-base percentage, a .482 slugging percentage and a .865 OPS. Helped lead the Stars and Stripes to a gold medal in the World Cup of Softball IX and silver medal in the ISF IXV World Championship.

U.S. Senior Women's National Team (Summer 2013) -- Hit .415, going 27-for-65 with four homers, five doubles, 16 RBIs and 20 runs while helping Team USA to gold medals in the Pan American Qualifier and the Mayor's Cup, a silver medal in the World Cup of Softball VIII and a bronze medal in the Canadian Open Fastpitch International Championship.

U.S. Senior Women's National Team (Summer 2012) -- Won gold medal at the World Cup of Softball VII and took silver in the Canadian Open Championship and the ISF Fastpitch World Championships. Led all players on the U.S. team with a .500 batting average and tied for the team lead with 24 hits.

U.S. Senior Women's National Team (Summer 2011) -- Won gold medals at the World Cup of Softball VI (July 21-25) in Oklahoma City, Okla., and at the XVI Pan American Games (October 17-23) in Guadalajara, Mexico. Hit .529 overall during the Pan Ams with eight runs scored, a double, three triples, a HR and eight RBIs.



MEGHAN GREGG

MEGHAN GREGG -- WILLIAMSON, GA.

U.S. Junior Women's National Team (Summer 2015)
Was named to the 2015 USA Softball Junior Women's National Team on Jan. 5, 2015 and will compete in the ISF Junior Women's World Championship in Oklahoma City, Okla., and the World Cup of Softball X in Irvine, Calif., this summer.

KELLY GRIEVE -- ASHEVILLE, N.C.

U.S. Senior Women's National Team (Summer 2011)
Won gold medals at the World Cup of Softball VI (July 21-25) in Oklahoma City, Okla., and at the XVI Pan American Games (October 17-23) in Guadalajara, Mexico. Hit .250 (3-for-12) during the Pan Ams over eight contests with four runs scored, a pair of walks and three RBIs.



KELLY GRIEVE

GENERAL

2015 PREVIEW

STAFF

PLAYERS

OPPONENTS

2014 REVIEW

HISTORY & RECORDS





CAT HOSFIELD

CAT HOSFIELD -- MURFREESBORO, TENN.

U.S. National Team Selection Camp Invitee (Summer 2008) -- Participated in the tryout camp for the U.S. National Teams.

TIFFANY HUFF -- SAUGUS, CALIF.

U.S. National Team Selection Camp Invitee (Summer 2009) -- Was invited to tryout for the U.S. National Teams, but was unable to participate because of injury.

U.S. Junior World Championship Team (Summer 2007) -- Part of the gold medal-winning U.S. Junior National Team that won in Enschede, Netherlands. Huff delivered a .440 (11-of-25) batting average to go along with two doubles, a triple, eight runs scored and six RBI.

U.S. Junior Pan Am Qualifier Team (Summer 2006) -- Spent the summer of 2006 playing for Team USA's Junior Pan Am Qualifier Team in Caguas, Puerto Rico, that roared to a perfect 10-0 record to qualify for the Junior World Championships...Huff delivered seven RBI, six runs scored, a double and a grand slam in eight games played.



TIFFANY HUFF



JEN LAPICKI

JEN LAPICKI -- OLDWICK, N.J.

U.S. National Team Selection Camp Invitee (Summer 2007) --Lapicki was invited to tryout for the 2007 U.S. Junior National Team.

CJ McCLAIN -- NASHVILLE, TENN.

U.S. Junior Women's National Team Selection Camp Invitee (Summer 2015) -- McClain was invited to tryout for the 2015 USA Softball Junior Women's National Team and competed at tryouts held Jan. 3-4, 2015, at Bill Barber Park in Irvine, Calif.



CJ McCLAIN



LINDSAY SCHUTZLER

LINDSAY SCHUTZLER -- MONTEREY, CALIF.

U.S. National Team Selection Pool -- Was chosen as part of the selection pool for all USA Softball programs including the USA National Team for 2006-07 and 2007-08 seasons.

U.S. World University Games Team (Summer 2006) -- Played alongside Sarah Fekete on the gold medal-winning World Univ. Games Team in T'ai-nan City, Taiwan.

USA Elite Team (Summer 2005) -- Part of silver medalists at the Canada Cup in Surrey, British Columbia, and gold medalists at the Intercontinental Cup in Madrid, Spain. Ranked second on the team in hitting at .400 during the Canada Cup with a team-best nine runs scored and six stolen bases. Hit an impressive .456 (26-of-57) combined at both the Canada and Intercontinental Cup events.





ELLEN RENFROE

ELLEN RENFROE -- JACKSON, TENN.

U.S. Senior Women's National Team Selection Camp

Invitee (Summer 2014)

USA Elite Team (Summer 2012)

MADISON SHIPMAN -- VALENCIA, CALIF.

U.S. Senior Women's National Team Selection Camp

Invitee (Summer 2014)

USA Elite Team (Summer 2012)

U.S. Junior Women's National Team (Summer 2010)

-- Hit .421 (8-for-19) with eight runs scored, two doubles, nine stolen bases and seven RBIs while starting all nine contests for her gold medal winning squad at the 2010 Pan American Championship (18-under) in Bogota, Colombia (Aug. 6-15).



MADISON SHIPMAN



CHEYANNE TARANGO

CHEYANNE TARANGO -- ANAHEIM HILLS, CALIF.

U.S. Junior Women's National Team (Summer 2011) -- Won gold at the ISF IX Junior Women's World Championship (Dec. 6-17) in Cape Town, South Africa. Blasted a clutch grand slam in the title game against Japan to help power Team USA to a 4-1 victory. Tarango hit .400 (4-for-10) over six appearances (three starts) with four runs, two doubles, a grand slam and six RBIs. The right-handed pitcher allowed just two hits with three K's in 2.1 innings of work over a pair of appearances in the circle.

U.S. Junior Women's National Team (Summer 2010) -- Alongside UT teammate Madison Shipman, helped the U.S. to a gold medal at the 2010 Pan American Championship (18-under) in Bogota, Colombia (Aug. 6-15).

KAREN WEEKLY

Women's National Team Coaching Pool (2011-14) -- Was named to the U.S. Women's National and Junior Women's National coaching pool for 2011-14.

U.S. Women's National Team - Assistant Coach (2013) -- Served as an assistant coach for the U.S. Women's National Team in August of 2013, helping the Red, White and Blue win gold medals in both the Mayor's Cup and the Pan American Games Qualifier.



KAREN WEEKLY



RALPH WEEKLY

Women's National Team Selection Committee -- Chosen in Nov. 2009 to serve from 2010-2012 on a five-member committee to select the U.S. Women's National Teams.

Coach/Women's National Teams Director -- Won 13 total gold medals with overall record of 130-15 (.897) as coach.

Men's National Team Director -- Served in this capacity from 1999-2001.

Hitting Coach/Team Leader--U.S. National Team (2000 Olympics-Sydney, Australia) -- Was part of the second consecutive gold medal-winning U.S. National Team.

Hitting Coach/Third Base Coach--U.S. National Team (1996 Olympics-Atlanta, Georgia) -- Was part of the gold medal-winning U.S. National Team.

Coach--Pan Am Games Qualifier Team (1994) -- Gold medalists

Assistant Coach -- (All gold medalists) 1994 World Games, 1995 Pan Am Games, 1996 South Pacific Classic, 1997 Canada Cup, 1999 Pan Am Games, 1999 America Cup, 2000 European Championship and the 2001 Hawaii Cup.



RALPH WEEKLY

12 PLAYERS SELECTED IN THE NATIONAL PRO FASTPITCH DRAFT



KRISTI DURANT
2006
NO. 9 OVERALL
NEW ENGLAND
RIPTIDE



SARAH FEKETE
2006
NO. 10 OVERALL
PHILADELPHIA
FORCE



LINDSAY SCHUTZLER
2007
NO. 1 OVERALL
CHICAGO
BANDITS



MONICA ABBOTT
2007
NO. 12 OVERALL
WASHINGTON
GLORY



INDIA CHILES
2007
NO. 19 OVERALL
AKRON
RACERS



TONYA CALLAHAN
2008
NO. 13 OVERALL
ROCKFORD
THUNDER



SHANNON DOEPKING
2008
NO. 15 OVERALL
AKRON
RACERS



LILLIAN HAMMOND
2009
NO. 9 OVERALL
PHILADELPHIA
FORCE



KELLY GRIEVE
2011
NO. 18 OVERALL
AKRON
RACERS



IVY RENFROE
2013
NO. 8 OVERALL
AKRON
RACERS



RAVEN CHAVANNE
2013
NO. 12 OVERALL
CHICAGO
BANDITS



MADISON SHIPMAN
2014
NO. 2 OVERALL
USSSA
PRIDE



NPF AWARDS

2007

NPF Championship MVP - Monica Abbott, Washington Glory

2010

All-NPF - Tonya Callahan, USSSA Pride

All-NPF - Monica Abbott, Tennessee Diamonds

2011

Diamond Sports Co-Pitcher of the Year - Monica Abbott, Chicago Bandits

All-NPF - Monica Abbott, Chicago Bandits

All-NPF - Shannon Doepking, Chicago Bandits

2012

Diamond Sports Pitcher of the Year - Monica Abbott, Chicago Bandits

All-NPF - Monica Abbott, Chicago Bandits

2013

All-NPF - Monica Abbott, Chicago Bandits

2014

Rookie of the Year Presented by Miken - Madison Shipman, USSSA Pride

All-NPF - Monica Abbott, Chicago Bandits

All-NPF - Madison Shipman, USSSA Pride



JIM BEITIA

1996-2001

Jim Beitia was Tennessee's first head coach and arrived in Knoxville with a considerable amount of experience. He had worked the previous five years at Oklahoma as an assistant, interim head coach and head coach. He went 54-14 in the 1996 inaugural season and led UT to its first NCAA Regional in 1999.

Coaching record: 233-163 (.588)

1996

54-14

Date	Opponent	NCAA Rank		Result	Score
		UT/Opp	Rank		
2/23	vs. Baylor		L	0-1	
2/24	vs. Baylor*		W	5-4	
2/24	at #4 UL-Lafayette*	--/4	L	3-7	
2/24	vs. Texas-San Antonio*		W	2-1	
2/25	vs. Baylor*		W	9-8 (8)	
2/25	at #4 UL-Lafayette*	--/4	L	0-11 (5)	
3/1	vs. Northwestern State (La.) <		W	11-3	
3/1	at #2 Arizona<	--/2	L	3-12	
3/2	vs. Northwestern State (La.) <		W	8-0	
3/2	at #2 Arizona<	--/2	L	3-6	
3/3	vs. Northwestern State (La.) <		L	0-2	
3/7	PURDUE&		W	10-7	
3/9	AKRON&		W	7-6 (5)	
3/9	WRIGHT STATE&		W	8-3 (5)	
3/10	PURDUE&		L	4-5 (6)	
3/10	EASTERN KENTUCKY&		W	2-1	
3/15	vs. Marist%		W	8-0	
3/15	vs. Villanova%		W	6-5	
3/15	vs. Seton Hall%		W	7-3	
3/16	vs. Marist%		W	8-3 (6)	
3/16	vs. Niagara%		W	11-0 (5)	
3/16	vs. Seton Hall%		W	3-1	
3/18	vs. LeMoyné (N.Y.)%		W	30-0 (5)	
3/18	vs. Dartmouth%		W	13-1 (5)	
3/21	SOUTHWEST MISSOURI STATE		L	3-13	
3/21	SOUTHWEST MISSOURI STATE		W	9-1	
3/22	MOREHEAD STATE^		W	9-7 (5)	
3/23	SOUTHWEST MISSOURI STATE^		W	6-2 (5)	
3/23	INDIANA STATE^		L	0-1 (6)	
3/23	#10 MICHIGAN^	--/10	L	0-4	
3/24	CLEVELAND STATE^		W	2-0 (6)	
3/24	AUSTIN PEAY^		W	5-1	
3/27	at Eastern Kentucky	RV/--	W	4-2	
3/27	at Eastern Kentucky	RV/--	W	9-0 (5)	
3/29	vs. Maine@	RV/--	W	5-1	
3/29	vs. Maryland@	RV/--	W	6-3	
3/30	vs. Mercer@	RV/--	L	3-5	
4/2	WINGATE (N.C.)	RV/--	W	10-0 (5)	
4/2	WINGATE (N.C.)	RV/--	W	18-2 (5)	
4/4	at Samford	RV/--	W	2-0	
4/4	at Samford	RV/--	W	15-3 (6)	
4/5	vs. Troy State!	RV/--	W	3-1	
4/5	vs. Florida Atlantic!	RV/--	W	9-0 (5)	
4/6	vs. Georgia Tech!	RV/--	L	4-5	
4/6	vs. Nicholls State!	RV/RV	L	0-2	
4/6	at Samford!	RV/--	W	10-2	
4/7	at Samford!	RV/--	W	8-3	
4/7	vs. Georgia Tech!	RV/--	W	5-0	
4/7	vs. Nicholls State!	RV/RV	L	2-4	
4/10	at Middle Tennessee	RV/--	W	9-0 (6)	
4/10	at Middle Tennessee	RV/--	W	9-1 (5)	
4/12	NORTH CAROLINA A&T	RV/--	W	8-0	
4/12	NORTH CAROLINA A&T	RV/--	W	14-2 (5)	
4/13	NORTH CAROLINA A&T\$	RV/--	W	19-2 (5)	
4.13	WINTHROP\$	RV/--	W	3-2 (6)	
4/14	TENNESSEE TECH\$	RV/--	W	9-2 (6)	

4/16	SAMFORD	RV/--	W	15-2 (5)
4/16	SAMFORD	RV/--	W	18-7 (5)
4/19	vs. Georgia Southern>		W	8-2
4/23	TENNESSEE STATE		W	16-0 (5)
4/23	TENNESSEE STATE		W	10-0 (5)
4/26	SAINT LOUIS	RV/--	W	12-2 (5)
4/26	SAINT LOUIS	RV/--	W	4-0
4/27	SAINT LOUIS+	RV/--	W	12-5 (6)
4/27	COASTAL CAROLINA+	RV/--	W	23-0 (5)
4/27	MIDDLE TENNESSEE+	RV/--	W	10-6 (6)
4/28	SAINT LOUIS+	RV/--	W	4-0
4/28	MIDDLE TENNESSEE+	RV/--	W	9-1 (5)

Final Rank NCAA: None

* 10th Annual Louisiana Classics, Lafayette, La.

& Wildcat Classic, Tucson, Ariz.

& Lady Vol Spring Invitational, Knoxville, Tenn.

% Gene Cusic Pepsi Collegiate Classic, Ft. Myers, Fla.

^ Tennessee Tour, of Champions, Knoxville, Tenn.

@ Holiday Inn Buzz Midtown North Classic, Marietta, Ga.

! Samford Spring Invitational, Birmingham, Ala.

\$ Great Smoky Softball Challenge, Knoxville, Tenn.

> Frost Cutlery Collegiate Classic, Chattanooga, Tenn.

+ Lady Vol Classic, Knoxville, Tenn.

1997

45-22 • 20-7 SEC

2ND SEC EASTERN DIVISION POSTSEASON: SEC TOURNAMENT

Date	Opponent	NCAA Rank		Result	Score
		UT/Opp	Rank		
2/14	vs. Texas-Arlington	RV/--	W	2-1 (9)	
2/15	vs. Sam Houston State%	RV/--	W	11-1 (6)	
2/15	vs. Texas Tech%	RV/--	W	3-0	
2/15	vs. Texas State%	RV/--	W	6-3	
2/16	vs. Texas A&M%	RV/RV	W	5-0	
2/16	vs. Baylor%	RV/--	L	3-5	
2/21	vs. Miami (Ohio)&	RV/--	W	1-0	
2/21	vs. Florida Atlantic&	RV/--	W	5-0	
2/22	vs. Miami (Ohio)&	RV/--	W	3-0	
2/22	at #16 South Florida&	RV/16	L	0-7	
2/23	vs. Florida Atlantic&	RV/--	W	5-0	
2/23	at #16 South Florida&	RV/16	L	0-2	
3/1	MARSHALL!	RV/--	W	9-2	
3/1	MIDDLE TENNESSEE!	RV/--	W	23-0 (5)	
3/1	OHIO!	RV/--	W	8-0 (6)	
3/2	MIDDLE TENNESSEE!	RV/--	W	17-1 (5)	
3/2	MARSHALL!	RV/--	L	2-3	
3/8	at Middle Tennessee	RV/--	W	5-0	
3/8	at Middle Tennessee	RV/--	W	10-3	
3/11	FLORIDA*	RV/RV	W	1-0	
3/11	FLORIDA*	RV/RV	L	2-3	
3/12	FLORIDA*	RV/RV	W	3-2	
3/12	FLORIDA*	RV/RV	L	5-6	
3/15	at Georgia*	RV/--	W	7-0	
3/15	at Georgia*	RV/--	W	4-0	
3/16	at Georgia*	RV/--	W	11-2 (5)	
3/16	at Georgia*	RV/--	W	3-1	
3/21	at Auburn*	RV/--	W	6-2	
3/21	at Auburn*	RV/--	W	8-2	
3/22	at Alabama*	RV/--	W	11-1 (5)	
3/22	at Alabama*	RV/--	W	6-3	
3/24	vs. Stanford	RV/--	L	1-4	
3/24	vs. Stanford	RV/--	L	0-8 (5)	
3/25	at Loyola Marymount	RV/--	L	1-2	
3/25	at Loyola Marymount	RV/--	L	1-2	
3/26	at #10 Long Beach State	RV/10	L	0-2	
3/26	at #10 Long Beach State	RV/10	W	1-0	
3/27	at Cal State Fullerton	RV/--	L	4-8	
3/27	at Cal State Fullerton	RV/--	L	8-11	
3/29	at Cal State Northridge	RV/RV	W	4-0	
3/29	at Cal State Northridge	RV/RV	L	5-6	
4/5	at #4 South Carolina*	RV/4	L	0-1	

4/5	at #4 South Carolina*	RV/4	L	0-1 (10)
4/6	at #4 South Carolina*	RV/4	W	6-1
4/6	at #4 South Carolina*	RV/4	L	0-1
4/12	MISSISSIPPI*	RV/--	W	6-1
4/12	MISSISSIPPI*	RV/--	W	11-3 (5)
4/13	MISSISSIPPI STATE*	RV/--	L	4-5 (8)
4/13	MISSISSIPPI STATE*	RV/--	W	11-0 (5)
4/18	UNC GREENSBORO\$	RV/--	W	9-1 (6)
4/18	MOREHEAD STATE\$	RV/--	W	8-0 (5)
4/19	EASTERN KENTUCKY\$	RV/--	W	1-0
4/19	#14 SOUTH FLORIDA\$	RV/14	L	2-3
4/19	JACKSONVILLE STATE\$	RV/--	W	4-2
4/20	UNC GREENSBORO\$	RV/--	W	15-1 (5)
4/20	#14 SOUTH FLORIDA\$	RV/14	W	3-2
4/25	LSU*	RV/--	W	6-2
4/25	LSU*	RV/--	L	2-3
4/27	ARKANSAS*	RV/--	W	8-0 (5)
4/27	ARKANSAS*	RV/--	W	9-2
4/30	vs. Virginia Tech*	RV/--	W	17-0 (5)
4/30	vs. Virginia Tech*	RV/--	W	12-2 (5)
5/2	KENTUCKY*	RV/--	W	3-1
5/3	KENTUCKY*	RV/--	W	8-0 (6)
5/3	KENTUCKY*	RV/--	W	9-4
5/9	vs. Auburn+	RV/--	L	0-2
5/10	vs. Florida+	RV/--	L	1-2 (8)

Final Rank NFCA: None

* Southeastern Conference game

% 4th Annual Pepsi/Texas-Arlington Classic, Arlington, Texas

& Gladstone's Classic, Tampa, Fla.

! Lady Vol Spring Invitational, Knoxville, Tenn.

\$ Lady Vol Classic, Knoxville, Tenn.

^ State-Line Classic, Bristol, Tenn.

+ Southeastern Conference Tournament, Columbus, Ga

1998**37-31 • 13-15 SEC****3RD SEC EASTERN DIVISION****POSTSEASON: SEC TOURNAMENT**

Date	Opponent	NFCA Rank UT/Opp	Result	Score
2/12	at #23 Arizona State	25/23	L	2-7
2/13	vs. #18 Utah!	25/18	L	3-6 (8)
2/13	vs. #1 Arizona!	25/1	L	0-7
2/14	vs. Texas!	25/RV	L	2-3
2/14	vs. Oregon!	25/--	L	2-4
2/15	vs. #3 Washington!	25/3	W	2-1
2/15	vs. Detroit Mercy!	25/--	W	10-2
2/20	vs. Southern Illinois@	25/RV	L	6-7 (10)
2/20	vs. Centenary@	25/--	W	3-2 (9)
2/20	vs. Mississippi@	25/--	W	8-0
2/21	vs. UL-Monroe@	25/--	L	5-8
2/21	vs. Tulsa@	25/--	L	2-5
2/21	vs. Louisiana Tech@	25/RV	L	2-4
2/27	WISCONSIN-GREEN BAY\$	RV/--	W	5-0
2/28	MARSHALL\$	RV/--	W	7-2
2/28	YOUNGSTOWN STATE\$	RV/--	W	17-0 (5)
3/1	WRIGHT STATE\$		W	4-3
3/1	NORTHWESTERN\$		L	1-3
3/6	vs. #22 Kansas%	--/22	W	2-0
3/6	vs. UCLA%		W	3-2 (8)
3/7	vs. Indiana%		W	4-2
3/7	at #5 Fresno State%	--/5	L	5-11
3/13	GEORGIA*	RV/--	W	5-3
3/13	GEORGIA*	RV/--	L	4-5 (8)
3/14	GEORGIA*	RV/--	L	1-3 (8)
3/14	GEORGIA*	RV/--	W	4-1
3/21	AUBURN*		W	6-3
3/21	AUBURN*		L	2-3
3/22	ALABAMA*	--/RV	L	1-6
3/22	ALABAMA*	--/RV	W	8-7
3/25	at #9 South Florida	--/9	L	0-6
3/25	at #9 South Florida	--/9	L	0-8 (5)
3/26	at Stetson		W	5-0

3/26	at Stetson		W	6-0
3/27	at Florida*	--/RV	L	0-1 (10)
3/27	at Florida*	--/RV	L	5-9
3/28	at Florida*	--/RV	L	0-7
3/28	at Florida*	--/RV	L	3-5
4/4	SOUTH CAROLINA*	--/RV	L	2-3
4/4	SOUTH CAROLINA*	--/RV	W	2-1
4/5	SOUTH CAROLINA*	--/RV	L	2-6
4/5	SOUTH CAROLINA*	--/RV	W	3-2
4/7	at Belmont		W	10-0
4/7	at Belmont		W	6-1
4/10	at Mississippi*		W	7-4
4/10	at Mississippi*		W	10-0 (5)
4/11	at Mississippi State*		L	0-3
4/11	at Mississippi State*		W	3-2
4/14	at Middle Tennessee		W	6-5 (8)
4/14	at Middle Tennessee		W	7-3
4/15	vs. Virginia Tech*		W	8-0 (6)
4/15	vs. Virginia Tech*		W	11-0
4/17	TENNESSEE-MARTIN&		W	8-0 (6)
4/18	FURMAN&		W	8-2 (6)
4/20	at Chattanooga		W	3-1 (8)
4/23	at UL-Lafayette		L	1-9 (5)
4/23	at UL-Lafayette		W	12-7
4/24	at #10 LSU*	--/10	L	0-8 (5)
4/24	at #10 LSU*	--/10	L	1-10 (6)
4/26	at Arkansas*		L	3-5
4/26	at Arkansas*		L	0-2
5/1	at Kentucky*		W	6-1
5/1	at Kentucky*		W	11-1 (5)
5/2	at Kentucky*		W	5-3
5/2	at Kentucky*		W	11-2 (5)
5/8	vs. Alabama+	--/RV	L	1-2
5/8	vs. Arkansas+		W	2-1
5/9	vs. #12 LSU+	--/12	L	1-8

Final Rank NFCA: None

* Southeastern Conference game

! Coca-Cola Classic, Phoenix, Ariz.

@ Mardi Gras Classic, Monroe, La.

\$ Lady Vol Spring Invitational, Knoxville, Tenn.

% Fresno State Classic, Fresno, Calif.

^ State-Line Classic, Bristol, Tenn.

& Toyota Lady Vol Classic, Knoxville, Tenn.

+ Southeastern Conference Tournament, Columbus, Ga.

1999**44-27 • 17-11 SEC****SEC EASTERN DIVISION CO-CHAMPIONS****POSTSEASON: SEC TOURNAMENT, NCAA REGIONAL**

Date	Opponent	NFCA Rank UT/Opp	Result	Score
2/19	vs. Miami (Ohio)!		W	8-0 (5)
2/19	vs. Kansas!	--/RV	L	1-3
2/20	vs. Georgia Tech!		W	13-8
2/20	vs. Notre Dame!		L	0-5
2/21	at #6 South Florida!	--/6	L	0-3
2/26	vs. #17 Hawaii@	--/17	W	5-2
2/26	at #2 Arizona@	--/2	L	5-6
2/27	vs. #6 South Florida@	--/6	W	1-0
2/27	vs. #6 South Florida@	--/6	W	10-7
2/28	at #2 Arizona@	RV/2	L	1-3
3/6	vs. Kent State#	RV/--	L	4-5
3/7	vs. Wright State#		W	14-2 (5)
3/7	at Eastern Kentucky#		W	10-2 (6)
3/7	vs. Kent State#		L	0-1
3/12	WRIGHT STATE\$		W	12-6 (5)
3/12	BELMONT\$		W	12-1 (5)
3/14	WRIGHT STATE\$		W	12-4 (6)
3/14	INDIANA\$		W	7-1 (6)
3/15	INDIANA		W	3-0
3/15	INDIANA		W	4-1
3/16	BELMONT		W	17-0 (5)
3/16	BELMONT		W	8-0 (5)

YEAR-BY-YEAR RESULTS

3/19	at Georgia*	L	2-3
3/19	at Georgia*	L	2-3
3/20	at Georgia*	L	4-5
3/20	at Georgia*	L	8-9
3/23	MIDDLE TENNESSEE	W	4-2
3/23	MIDDLE TENNESSEE	W	7-0
3/26	at Auburn*	W	7-4
3/26	at Auburn*	L	0-4
3/28	at Alabama*	L	0-4
3/28	at Alabama*	L	2-9
4/2	FLORIDA*	W	8-0 (6)
4/2	FLORIDA*	W	18-1 (5)
4/3	FLORIDA*	L	2-8
4/3	FLORIDA*	W	8-7
4/7	at Chattanooga	W	3-0
4/7	at Chattanooga	L	2-3
4/9	at #9 South Carolina*	--/9	L 1-2
4/9	at #9 South Carolina*	--/9	W 5-4
4/10	at #9 South Carolina*	--/9	W 8-0 (5)
4/10	at #9 South Carolina*	--/9	W 4-1
4/14	vs. Virginia Tech*	RV/--	L 1-3
4/16	MISSISSIPPI*	RV/--	W 15-5 (5)
4/16	MISSISSIPPI*	RV/--	W 4-1
4/18	MISSISSIPPI STATE*	RV/--	W 9-1 (6)
4/18	MISSISSIPPI STATE*	RV/--	W 11-7
4/20	CHATTANOOGA	RV/RV	L 2-3
4/20	CHATTANOOGA	RV/RV	W 8-0 (5)
4/23	#21 SOUTH FLORIDA&	RV/21	W 9-8 (8)
4/23	#4 UL-LAFAYETTE&	RV/4	W 9-8
4/24	#4 UL-LAFAYETTE&	RV/4	W 1-0
4/24	#15 SOUTHERN MISSISSIPPI&	RV/15	L 1-4
4/25	#21 SOUTH FLORIDA&	RV/21	L 2-5
4/25	#15 SOUTHERN MISSISSIPPI&	RV/15	W 7-5
4/27	ARKANSAS*	RV/RV	W 3-0
4/27	ARKANSAS*	RV/RV	W 9-1 (5)
4/28	at Belmont	RV/--	W 6-0
4/28	at Belmont	RV/--	W 6-0
4/30	#7 LSU*	RV/7	W 3-2
4/30	#7 LSU*	RV/7	L 0-5
5/8	KENTUCKY*	RV/--	W 4-0
5/8	KENTUCKY*	RV/--	W 3-2
5/9	KENTUCKY*	RV/--	W 7-0
5/9	KENTUCKY*	RV/--	L 7-9
5/13	vs. Florida+	24/--	W 11-3 (5)
5/14	vs. Mississippi State+	24/RV	W 4-2
5/15	vs. Arkansas+	24/--	L 2-3 (10)
5/16	vs. Arkansas+	24/--	L 1-3
5/20	vs. Cal State Fullerton%	24/--	L 1-12 (5)
5/21	at #6 Washington%	24/6	L 1-12 (5)

Final Rank NFCA: None

* Southeastern Conference game

! Gladstone's Classic, Tampa, Fla.

@ Wildcat Classic, Tucson, Ariz.

Eastern Kentucky Invitational, Richmond, Ky.

\$ Lady Vol Spring Invitational, Knoxville, Tenn.

^ State-Line Classic, Bristol, Tenn.

& Rocky Top Markets Classic, Knoxville, Tenn.

+ Southeastern Conference Tournament, Columbus, Ga.

% NCAA Regional No. 3, Seattle, Wash.

2000

29-34 • 5-22 SEC

5TH SEC EASTERN DIVISION

Date	Opponent	NFCA Rank UT/Opp	Result	Score
2/4	vs. #1 UCLA!	--/1	L	0-10 (5)
2/4	at South Florida!	--/RV	W	5-4
2/5	vs. Maryland!	--/RV	L	0-4
2/5	vs. Northwestern!		W	7-6
2/6	vs. #1 UCLA!	--/1	L	0-6
2/18	vs. Sacramento State@		W	4-2
2/18	vs. #21 Stanford@	--/21	L	0-9 (5)
2/19	vs. #1 UCLA@	--/1	L	1-12 (5)
2/19	vs. Cal State Northridge@	--/RV	W	7-4
2/25	vs. Elon#		W	13-2

2/25	vs. Middle Tennessee#	W	4-1
2/26	at Georgia Southern#	W	2-0
2/26	vs. Coastal Carolina#	W	3-0
3/4	vs. Notre Dame\$	--/RV	L 0-4
3/4	vs. Kentucky\$	W	7-3
3/5	vs. Virginia Tech\$	L	0-1
3/10	KANSAS%	L	5-6
3/10	EAST CAROLINA%	--/RV	W 7-0
3/12	EASTERN KENTUCKY%	W	11-7
3/12	EAST CAROLINA%	--/RV	L 2-3
3/17	GEORGIA*	L	6-8
3/17	GEORGIA*	W	6-2
3/18	GEORGIA*	W	8-1
3/18	GEORGIA*	L	2-10
3/22	at Middle Tennessee	W	5-2
3/22	at Middle Tennessee	L	1-2
3/24	#14 ALABAMA*	--/14	L 1-2
3/24	#14 ALABAMA*	--/14	L 2-8
3/25	AUBURN*	W	8-7 (9)
3/25	AUBURN*	L	5-18
3/31	#18 SOUTH CAROLINA*	--/18	L 2-7
4/1	#18 SOUTH CAROLINA*	--/18	L 2-4
4/1	#18 SOUTH CAROLINA*	--/18	W 16-4 (5)
4/7	at Florida*	--/RV	L 0-2
4/7	at Florida*	--/RV	L 1-11 (5)
4/8	at Florida*	--/RV	L 4-9
4/8	at Florida*	--/RV	L 2-3
4/14	at #20 Mississippi State*	--/20	L 1-6
4/14	at #20 Mississippi State*	--/20	L 1-3
4/15	at Mississippi*	--/20	L 1-4
4/15	at Mississippi*	--/20	W 1-0
4/18	BELMONT	--/20	W 3-0
4/18	BELMONT	--/20	W 9-3
4/20	RADFORD	W	10-1 (5)
4/20	RADFORD	W	13-5 (6)
4/21	RADFORD&	W	10-2 (5)
4/21	WESTERN KENTUCKY&	W	3-1
4/22	WESTERN KENTUCKY&	W	9-3
4/22	SAMFORD&	L	2-10 (6)
4/23	RADFORD&	W	4-3
4/23	SAMFORD&	L	2-3
4/26	at Tennessee Tech	W	4-0
4/26	at Tennessee Tech	W	4-1
4/28	at Arkansas*	L	1-2
4/28	at Arkansas*	L	3-5
4/30	at #7 LSU*	--/7	L 0-4
4/30	at #7 LSU*	--/7	L 2-8
5/2	at Kentucky*		L 0-2
5/2	at Kentucky*		L 1-10 (5)
5/3	at Kentucky*		L 2-10 (6)
5/3	at Kentucky*		L 0-4
5/6	TENNESSEE TECH	W	3-2
5/6	TENNESSEE TECH	W	7-3

Final Rank NFCA: None

* Southeastern Conference game

! Louisville Slugger Tourney, Tampa, Fla.

@ Campbell/Cartier Classic, San Diego, Calif.

Georgia Southern Reebok Invitational, Statesboro, Ga.

\$ State-Line Classic, Bristol, Tenn.

% Lady Vol Spring Invitational, Knoxville, Tenn.

& Rocky Top Markets Classic, Knoxville, Tenn.

GENERAL

2015 PREVIEW

STAFF

PLAYERS

OPPONENTS

2014 REVIEW

HISTORY & RECORDS



2001 24-35 • 9-20 SEC

5TH SEC EASTERN DIVISION

Date	Opponent	NFCA Rank		Result	Score
		UT/Opp			
2/2	vs. #3 Arizona!	--/3	L	0-8 (5)	
2/2	vs. Hawaii!	--/RV	L	0-5	
2/4	vs. Florida Atlantic!	--/RV	L	0-3	
2/9	at Texas A&M-Corpus Christi@		W	7-1	
2/9	vs. Texas State@		L	3-4	
2/10	vs. Texas State@		L	0-2	
2/10	vs. #16 Oregon State@	--/16	L	0-6	
2/11	vs. #16 Oregon State@	--/16	L	0-3	
2/11	at Texas A&M-Corpus Christi@		W	7-2	
2/16	vs. Illinois#		W	4-0	
2/16	vs. Rhode Island#		W	12-0 (5)	
2/17	vs. North Carolina#	--/RV	L	0-13 (6)	
2/17	vs. Liberty#		W	2-0	
2/18	vs. North Carolina#	--/RV	W	1-0	
2/18	vs. Virginia#		W	4-1	
2/21	at Santa Clara		L	0-1 (8)	
2/21	at Santa Clara		L	0-1	
2/22	at Saint Mary's		L	0-1	
2/22	at Saint Mary's		W	2-0	
2/25	at Pacific	--/RV	L	0-5	
2/25	at Pacific	--/RV	L	1-7	
3/2	vs. Florida A&M%		W	6-2	
3/2	vs. Pittsburgh%		W	5-2	
3/10	at Mississippi*		W	3-1	
3/10	at Mississippi*		W	4-2	
3/11	at Mississippi*		L	0-4 (10)	
3/17	at #8 LSU*	--/8	L	0-5	
3/17	at #8 LSU*	--/8	L	1-2 (8)	
3/18	at #8 LSU*	--/8	L	0-9 (5)	
3/21	KENTUCKY*		W	4-2	
3/21	KENTUCKY*		L	4-7	
3/24	#4 ALABAMA*	--/4	L	1-7	
3/24	#4 ALABAMA*	--/4	W	6-4	
3/25	#4 ALABAMA*	--/4	L	0-11 (5)	
3/31	MISSISSIPPI STATE*		L	4-13	
3/31	MISSISSIPPI STATE*		L	1-3	
4/1	MISSISSIPPI STATE*		L	1-7	
4/3	at #19 South Carolina*	--/19	L	0-1 (8)	
4/3	at #19 South Carolina*	--/19	L	0-4	
4/4	at #19 South Carolina*	--/19	L	0-1 (8)	
4/6	VIRGINIA\$	--/RV	L	1-2	
4/6	STEPHEN F. AUSTIN\$		W	8-6	
4/7	STEPHEN F. AUSTIN\$		W	5-4	
4/7	CENTENARY\$		W	9-2	
4/8	VIRGINIA\$	--/RV	W	3-1	
4/8	CENTENARY\$		W	13-3 (5)	
4/14	ARKANSAS*		W	4-2	
4/14	ARKANSAS*		L	0-3	
4/15	ARKANSAS*		W	4-2	
4/18	vs. Virginia Tech*		L	2-4	
4/21	at Auburn*		W	7-2	
4/21	at Auburn*		L	3-5	
4/22	at Auburn*		L	1-12 (5)	
4/28	at Florida*		L	0-3	
4/28	at Florida*		L	0-7	
4/29	at Florida*		W	6-3	
5/5	GEORGIA*		L	2-9	
5/5	GEORGIA*		W	6-3	
5/6	GEORGIA*		L	0-2	

Final Rank NFCA: None

* Southeastern Conference game

! Louisville Slugger Tourney, Tampa, Fla.

@ Islander Classic, Corpus Christi, Texas

Triangle Classic, Raleigh, N.C.

% Georgia Southern Eagle Classic, Statesboro, Ga.

\$ Lady Vol Spring Invitational, Knoxville, Tenn.

^ State-Line Classic, Bristol, Tenn.

RALPH WEEKLY & KAREN WEEKLY
2002-PRESENT

The 2002 season was Tennessee's first under the direction of Ralph Weekly and Karen Weekly. The Weeklys came to Tennessee after seven years of success at Chattanooga, leading the Lady Mocs to a pair of NCAA Regional appearances.

Prior to that, Ralph Weekly had led Pacific Lutheran to a pair of NAIA National Championships (1988, 1991), and one national runner-up finish (1990). After Tennessee experienced back-to-back losing seasons in 2000 and 2001, the Weeklys turned things around, leading UT to a 35-25-1 finish in 2002 and 13-straight winning seasons and six trips to the Women's College World Series to date.

Coaching record at UT: 664-200-2 (.768)

2002 35-25-1 • 8-17 SEC

4TH SEC EASTERN DIVISION

Date	Opponent	NFCA Rank		Result	Score
		UT/Opp			
2/1	vs. Florida Atlantic!	--/RV	L	0-1	
2/1	at #25 South Florida!	--/25	W	4-3	
2/2	vs. Northwestern!		W	3-2 (8)	
2/2	vs. Northwestern!		L	2-5	
2/3	at #25 South Florida!	--/25	T	4-4 (8)	
2/8	vs. Florida A&M@		W	8-0	
2/8	vs. Stetson@		W	2-0	
2/9	vs. Central Florida@		L	2-4 (8)	
2/9	vs. Bethune-Cookman@		L	2-3	
2/10	vs. Stetson@		W	2-0	
2/13	at Austin Peay		W	9-0 (6)	
2/13	at Austin Peay		W	4-0 (5)	
2/15	vs. Long Island#		W	2-1	
2/15	vs. UNC Wilmington#		W	12-0 (5)	
2/16	vs. East Carolina#		W	8-1	
2/17	at Minnesota#		L	1-2	
2/17	vs. Long Island#		W	4-3	
2/17	vs. Virginia#		W	3-1	
2/19	at Tennessee State		W	13-0 (5)	
2/19	at Tennessee State		W	9-1 (5)	
2/23	vs. Boston College%		W	1-0	
2/23	vs. Georgia State%		W	4-3 (8)	
2/24	vs. Drexel%		W	10-2 (6)	
2/24	vs. #16 Iowa%	--/16	L	1-13 (5)	
2/24	vs. Ball State%		W	4-2	
3/1	vs. Rider\$		W	10-0 (5)	
3/1	vs. Appalachian State\$		W	8-0 (6)	
3/2	vs. Morehead State\$		W	3-0	
3/2	at Virginia\$		L	0-2	
3/6	TENNESSEE STATE		W	22-0 (5)	
3/6	TENNESSEE STATE		W	8-0 (6)	
3/9	MISSISSIPPI*		W	7-4	
3/10	MISSISSIPPI*		W	5-1	
3/10	MISSISSIPPI*		W	9-0 (6)	
3/13	at #21 Georgia*	--/21	W	4-0	
3/13	at #21 Georgia*	--/21	L	1-9 (5)	
3/14	at #21 Georgia*	--/21	L	3-6	
3/16	#4 LSU*	--/4	L	0-5	
3/16	#4 LSU*	--/4	W	4-2	
3/23	at #17 Alabama*	--/17	L	0-6	
3/23	at #17 Alabama*	--/17	L	2-3	
3/24	at #17 Alabama*	--/17	L	1-4	
3/25	at Alabama State		W	11-0 (5)	
3/25	at Alabama State		W	9-2	
3/29	at Mississippi State*		W	2-0	

YEAR-BY-YEAR RESULTS

3/29	at Mississippi State*	L	1-8
4/2	SOUTH CAROLINA*	L	4-5
4/2	SOUTH CAROLINA*	L	2-8 (9)
4/3	SOUTH CAROLINA*	L	3-4
4/13	at Arkansas*	L	0-6
4/13	at Arkansas*	W	8-2
4/14	at Arkansas*	L	0-4
4/17	vs. Virginia Tech&	L	0-6
4/20	AUBURN*	W	9-6
4/20	AUBURN*	L	0-9 (5)
4/21	AUBURN*	L	0-8
4/25	FLORIDA*	L	3-15
4/25	FLORIDA*	L	6-7
4/26	FLORIDA*	L	2-13 (5)
4/28	SAMFORD	W	5-3
4/28	SAMFORD	W	1-0

Final Rank NFCA: None

* Southeastern Conference game

! Louisville Slugger Tourney, Tampa, Fla.

@ Triple Crown Invitational, St. Augustine, Fla.

Triangle Classic, Raleigh, N.C.

% Georgia State Round Robin, Atlanta, Ga.

\$ Cavalier Classic, Charlottesville, Va.

& State-Line Classic, Bristol, Tenn.

2003 45-25 • 14-15 SEC

4TH SEC EASTERN DIVISION POSTSEASON: SEC TOURNAMENT

Date	Opponent	NFCA Rank	
		UT/Opp	Result Score
1/31	vs. San Jose State!	L	1-3
1/31	at #3 California!	--/3	L 4-8
2/1	vs. San Jose State!	W	5-3
2/1	at #3 California!	--/3	L 1-11 (5)
2/7	vs. UMKC@	L	1-5
2/7	vs. Stetson@	W	2-1
2/8	vs. Jacksonville@	W	10-2 (5)
2/8	vs. Jacksonville@	W	6-1
2/19	APPALACHIAN STATE	W	3-0
2/19	APPALACHIAN STATE	W	7-0
2/21	vs. UL-Monroe%	W	5-3
2/21	at UNLV%	W	3-0
2/22	vs. Syracuse%	L	0-3
2/22	vs. UL-Monroe%	W	3-2
2/23	vs. Syracuse%	W	4-2
2/28	vs. Buffalo\$	L	2-8
2/28	at Florida International\$	W	3-2
3/1	vs. Furman\$	W	12-5
3/1	vs. Florida A&M\$	W	8-1
3/2	vs. Furman\$	W	5-0
3/5	BELMONT	W	11-3 (6)
3/5	BELMONT	W	14-0 (5)
3/8	at #7 LSU*	--/7	L 0-4
3/8	at #7 LSU*	--/7	W 3-2
3/9	at #7 LSU*	--/7	L 1-6
3/11	LIPSCOMB	W	11-0 (5)
3/11	LIPSCOMB	W	3-0
3/12	EAST TENNESSEE STATE	W	8-0 (5)
3/12	EAST TENNESSEE STATE	W	8-3
3/15	#19 ALABAMA*	--/19	L 1-9 (5)
3/15	#19 ALABAMA*	--/19	W 2-1
3/16	#19 ALABAMA*	--/19	L 0-8 (5)
3/20	PRINCETON	L	0-6
3/20	PRINCETON	W	11-5
3/22	MISSISSIPPI STATE*	W	8-0 (5)
3/22	MISSISSIPPI STATE*	L	7-11
3/23	MISSISSIPPI STATE*	W	16-2 (5)
3/26	AUSTIN PEAY	W	7-3
3/26	AUSTIN PEAY	W	4-0
3/28	LIBERTY&	W	3-1 (8)
3/28	WESTERN KENTUCKY&	W	8-0 (5)
3/29	LIBERTY&	W	2-1
3/29	LIBERTY	W	9-1 (5)

4/1	at #15 South Carolina*	--/15	L 1-9 (5)
4/1	at #15 South Carolina*	--/15	W 2-0 (8)
4/2	at #15 South Carolina*	--/15	W 1-0
4/5	ARKANSAS*	W	1-0
4/5	ARKANSAS*	W	9-2
4/6	ARKANSAS*	W	2-0
4/9	KENTUCKY*	W	8-0 (5)
4/9	KENTUCKY*	W	6-4
4/12	at Auburn*	W	2-0
4/12	at Auburn*	L	0-1 (11)
4/13	at Auburn*	L	1-4
4/18	at #25 Florida*	--/25	L 0-1
4/18	at #25 Florida*	--/25	L 0-2
4/19	at #25 Florida*	--/25	L 0-1
4/23	vs. Virginia Tech^	L	0-1
4/26	#10 GEORGIA*	--/10	L 2-6
4/26	#10 GEORGIA*	--/10	L 3-4
4/27	#10 GEORGIA*	--/10	L 3-12
4/29	at Lipscomb	W	5-0
4/29	at Lipscomb	W	6-2 (5)
5/3	at Mississippi*	L	6-7
5/3	at Mississippi*	W	12-2
5/4	at Mississippi*	W	7-2
5/8	vs. #12 LSU+	--/12	L 0-1 (9)
5/9	vs. Auburn+	W	4-3 (8)
5/10	vs. #7 Georgia+	--/7	W 5-3 (8)
5/10	vs. #16 Alabama+	--/16	L 2-3 (8)

Final Rank NFCA: None

* Southeastern Conference game

! Cal Tournament, Berkeley, Calif.

@ Triple Crown Invitational, St. Augustine, Fla.

% UNLV Tournament, Las Vegas, Nev.

\$ Golden Panther Invitational, Miami, Fla.

& First Tennessee Round Robin, Knoxville, Tenn.

^ State-Line Classic, Bristol, Tenn.

+ SEC Tournament, Plant City, Fla.

2004 55-16 • 20-8 SEC

SEC EASTERN DIVISION CHAMPIONS POSTSEASON: SEC TOURNAMENT, NCAA REGIONAL

Date	Opponent	NFCA Rank	
		UT/Opp	Result Score
2/5	vs. Saint Mary's!	RV/--	W 8-0 (6)
2/6	vs. Brigham Young!	RV/--	W 11-6 (9)
2/6	vs. UAB!	RV/--	W 9-1 (5)
2/7	vs. Oregon State!	RV/RV	L 0-2
2/7	at Hawai'i!	RV/RV	W 2-0
2/8	at Hawai'i!	RV/RV	W 4-1
2/8	vs. Oregon State!	RV/RV	W 2-0
2/13	vs. San Jose State@	W	9-3
2/14	vs. Boston University@	W	9-0 (5)
2/14	at New Mexico State@	W	16-3
2/14	vs. Southwest Missouri State@	W	8-0 (5)
2/15	at New Mexico State@	W	7-1
2/20	vs. Baylor%	19/--	W 2-0
2/20	vs. #1 UCLA%	19/--	L 0-3
2/21	vs. Utah%	19/--	W 4-1
2/25	EAST TENNESSEE STATE	13/--	W 7-0
2/25	EAST TENNESSEE STATE	13/--	W 3-2
2/27	vs. Louisiana Tech\$	13/--	W 9-1 (6)
2/27	at Baylor\$	13/--	L 1-8
2/28	vs. Lipscomb\$	13/--	W 6-0
2/28	vs. Louisiana Tech\$	13/--	W 1-0 (9)
2/28	at Baylor\$	13/--	L 1-5
3/7	#3 LSU*	13/3	L 1-2
3/7	#3 LSU*	13/3	W 4-0
3/9	at Kentucky*	13/3	W 3-2
3/10	at Kentucky*	13/--	W 4-1
3/10	at Kentucky*	13/--	W 1-0
3/13	at #9 Alabama*	13/9	L 3-4
3/13	at #9 Alabama*	13/9	L 4-5
3/14	at #9 Alabama*	13/9	L 1-2
3/16	GEORGIA SOUTHERN	13/--	W 7-0

3/20	at Mississippi State*	14/--	W	10-1
3/20	at Mississippi State*	14/--	W	6-3
3/21	at Mississippi State*	14/--	W	5-3 (8)
3/24	AUSTIN PEAY	12/--	W	5-1
3/24	AUSTIN PEAY	12/--	W	2-0
3/26	LIBERTY&	12/--	W	1-0
3/26	UTEP&	12/--	W	5-0
3/27	TENNESSEE TECH&	12/--	W	2-0
3/27	GARDNER-WEBB&	12/--	W	5-0
3/28	GARDNER-WEBB&	12/--	W	1-0
3/28	TENNESSEE TECH&	12/--	W	2-0
3/30	#15 SOUTH CAROLINA*	12/--	W	1-0
3/30	#15 SOUTH CAROLINA*	12/--	W	3-2
3/31	#23 SOUTH CAROLINA*	12/--	W	5-1
4/3	at Arkansas*	12/--	W	7-3
4/3	at Arkansas*	12/--	L	3-6
4/4	at Arkansas*	12/--	W	6-0
4/9	#23 AUBURN*	12/23	W	3-0
4/9	#23 AUBURN*	12/23	L	1-6
4/10	#23 AUBURN*	12/23	W	4-0
4/17	#15 FLORIDA*	11/15	W	4-1
4/17	#15 FLORIDA*	11/15	W	3-0
4/18	#15 FLORIDA*	11/15	W	1-0 (10)
4/21	vs. Radford*	11/--	W	11-2 (5)
4/21	vs. Virginia Tech*	11/--	W	1-0 (9)
4/24	at #9 Georgia*	11/9	L	4-5 (10)
4/24	at #9 Georgia*	11/9	L	1-8
4/25	at #9 Georgia*	11/9	W	6-3
5/1	MISSISSIPPI*	12/--	W	8-0 (5)
5/1	MISSISSIPPI*	12/--	W	4-0
5/11	APPALACHIAN STATE	11/--	W	5-0
5/11	APPALACHIAN STATE	11/--	W	8-0 (5)
5/13	vs. Mississippi State+	11/--	L	2-8
5/14	vs. #23 Florida+	11/23	W	7-5
5/15	at #15 Alabama+	11/15	W	1-0
5/15	vs. #10 Georgia+	11/10	L	0-4 (10)
5/20	vs. Illinois-Chicago?	11/--	W	10-0 (5)
5/21	vs. #20 Oregon State?	11/20	L	0-4
5/22	vs. DePaul?	11/--	W	4-0
5/22	vs. Illinois-Chicago?	11/--	L	5-6

Final Rank NFCA/USAB: #18/16

* Southeastern Conference game

! Paradise Classic, Honolulu, Hawai'i

@ New Mexico State Kick-Off Tourney, Las Cruces, N.M.

% Palm Springs Classic, Cathedral City, Calif.

\$ Compass Bank Invitational, Waco, Texas

& Lady Vol Classic, Knoxville, Tenn.

^ State-Line Classic, Bristol, Tenn.

+ SEC Tournament, Tuscaloosa, Ala.

? NCAA Regional No. 6, Ann Arbor, Mich

2005 67-15 • 20-8 SEC**2ND SEC EASTERN DIVISION****POSTSEASON: SEC TOURNAMENT, NCAA REGIONAL, NCAA SUPER REGIONAL, WCWS**

Date	Opponent	NFCA Rank UT/Opp	Result	Score
2/4	vs. UCF!	14/--	W	4-0
2/4	vs. DePaul!	14/RV	W	6-1
2/5	vs. Gardner-Webb!	14/--	W	8-0 (6)
2/5	vs. Florida A&M!	14/--	W	5-0
2/6	vs. Louisville!	14/RV	W	4-0
2/12	vs. #17 Baylor@	14/17	W	4-0
2/12	vs. #18 Nebraska@	14/18	W	5-0
2/13	vs. #11 Washington@	14/11	W	2-1
2/18	vs. Illinois-Chicago\$	7/--	W	2-0
2/18	vs. Charleston Southern\$	7/--	W	9-0 (5)
2/19	vs. Mercer\$	7/--	W	12-0 (5)
2/19	at Georgia Southern\$	7/--	W	5-0
2/20	vs. Illinois-Chicago\$	7/--	W	8-0 (5)
2/25	vs. Pacific%	5/--	W	14-0 (5)
2/25	vs. #22 Oregon State%	5/22	W	1-0
2/26	vs. #23 Long Beach State%	5/23	W	8-0
2/26	vs. #1 California%	5/1	L	3-7

2/27	vs. Notre Dame%	5/--	L	2-5
3/4	vs. Providence*	5/--	L	0-1
3/4	vs. Northern Colorado*	5/--	W	12-0 (6)
3/5	vs. Morehead State*	5/--	W	8-0 (6)
3/5	vs. Furman*	5/--	W	11-0 (5)
3/5	vs. North Carolina A&T*	5/--	W	19-0 (5)
3/6	vs. Longwood*	5/--	W	8-0 (5)
3/6	vs. College of Charleston*	5/--	W	4-0
3/6	vs. Villanova*	5/--	W	4-0
3/8	AUSTIN PEAY	5/--	W	9-0 (5)
3/8	AUSTIN PEAY	5/--	W	13-0 (5)
3/9	EAST TENNESSEE STATE	4/--	W	7-0
3/9	EAST TENNESSEE STATE	4/--	W	3-0
3/12	#8 ALABAMA*	4/8	W	3-1
3/12	#8 ALABAMA*	4/8	W	7-1
3/13	#8 ALABAMA*	4/8	L	1-8
3/15	at South Carolina*	4/--	W	9-1 (6)
3/15	at South Carolina*	4/--	W	12-0 (5)
3/19	MISSISSIPPI STATE*	6/--	W	1-0
3/19	MISSISSIPPI STATE*	6/--	W	8-4
3/20	MISSISSIPPI STATE*	6/--	W	3-1
3/22	at Liberty	6/--	W	8-1
3/22	at Liberty	6/--	W	12-0 (5)
3/24	at Virginia	4/--	W	10-0
3/29	KENTUCKY*	4/--	W	5-0
3/29	KENTUCKY*	4/--	L	1-2 (8)
3/30	KENTUCKY*	4/--	W	3-1
4/3	ARKANSAS*	4/--	W	6-0
4/3	ARKANSAS*	4/--	W	2-1
4/5	at Tennessee Tech	4/--	W	1-0
4/5	at Tennessee Tech	4/--	W	3-0
4/9	at #22 Auburn*	4/22	W	5-0
4/9	at #22 Auburn*	4/22	L	1-3
4/10	at #22 Auburn*	4/22	L	1-6
4/16	at #17 Florida*	6/17	L	1-2
4/16	at #17 Florida*	6/17	L	0-1 (8)
4/17	at #17 Florida*	6/17	W	6-2
4/19	at Austin Peay	6/--	W	4-0
4/19	at Austin Peay	6/--	W	5-1
4/23	#13 GEORGIA*	9/13	L	1-4
4/23	#13 GEORGIA*	9/13	W	3-1
4/24	#13 GEORGIA*	9/13	L	6-9
4/27	MARSHALL	11/--	W	3-0
4/27	MARSHALL	11/--	W	5-1
4/30	at Ole Miss*	11/--	W	4-0
4/30	at Ole Miss*	11/--	W	3-1
5/1	at Ole Miss*	11/--	W	9-0 (5)
5/7	at LSU*	10/--	W	1-0
5/7	at LSU*	10/--	W	3-0
5/8	at LSU*	10/--	W	2-0
5/12	vs. #23 Florida+	11/23	W	4-0
5/13	vs. #8 Georgia+	11/8	L	3-5
5/14	vs. Mississippi State+	11/--	W	3-0
5/14	vs. #9 Alabama+	11/9	W	3-1
5/15	vs. #9 Alabama+	11/9	L	0-3
5/20	MIAMI (OHIO)&	11/--	W	9-0 (5)
5/21	COLL. OF CHARLESTON&	11/--	W	4-0
5/22	COLL. OF CHARLESTON&	11/--	W	2-0
5/27	at #4 Stanford-	11/4	W	2-0
5/28	at #4 Stanford-	11/4	W	6-0
6/2	vs. #3 Arizona?	11/3	W	1-0
6/3	vs. #12 UCLA?	11/12	L	1-3
6/5	vs. #9 Alabama?	11/9	W	4-0
6/5	vs. #1 Michigan?	11/1	W	2-0 (11)
6/6	vs. #1 Michigan?	11/1	L	2-3

Final Rank NFCA/USAB: #3/3

* Southeastern Conference game

! Clearwater Invitational, Clearwater, Fla.

@ Louisville Slugger Desert Classic, Las Vegas, Nev.

% Georgia Southern Tournament, Statesboro, Ga.

\$ Palm Springs Classic, Cathedral City, Calif.

^ Charleston Southern Tournament, Summerville, S.C.

+ SEC Tournament, Gainesville, Fla.

& NCAA Regional No. 11, Knoxville, Tenn.

- NCAA Super Regional No. 6, Palo Alto, Calif.

? Women's College World Series, Oklahoma City, Okla.

2006 61-12 • 21-9 SEC

**2ND SEC EASTERN DIVISION
SEC TOURNAMENT CHAMPION
POSTSEASON: SEC TOURNAMENT, NCAA REGIONAL,
NCAA SUPER REGIONAL, WCWS**

Date	Opponent	NFC Rank		
		UT/Opp	Result	Score
2/10	vs. Illinois State!	3/--	W	1-0 (8)
2/10	vs. Coastal Carolina!	3/--	W	10-4
2/11	vs. Coastal Carolina!	3/--	W	8-0 (5)
2/17	vs. #18 Oregon@	4/18	W	1-0
2/17	vs. Cal-Poly@	4/--	W	10-0 (5)
2/18	vs. Purdue@	4/--	W	12-3 (5)
2/18	vs. Kansas@	4/--	W	13-1 (5)
2/19	vs. Hawai'i@	4/--	W	13-1
2/24	vs. #25 Iowa#	2/25	W	11-2 (5)
2/24	vs. Florida State#	2/--	W	1-0
3/3	vs. UC-Davis%	3/--	W	7-0
3/4	vs. #16 Northwestern%	3/16	W	3-2
3/4	vs. Texas Tech%	3/--	W	4-0
3/9	vs. North Carolina State*	3/--	W	9-0
3/9	vs. Buffalo*	3/--	W	9-0 (5)
3/10	vs. Temple*	3/--	W	14-0 (5)
3/10	vs. Illinois-Chicago*	3/--	W	2-0
3/11	vs. Hofstra*	3/--	W	5-0
3/11	vs. South Florida*	3/--	W	8-0 (6)
3/12	vs. Tennessee Tech*	3/--	W	8-0 (6)
3/12	vs. Massachusetts*	3/--	W	20-0 (5)
3/14	BELMONT	3/--	W	8-0 (5)
3/14	BELMONT	3/--	W	15-1 (5)
3/18	#18 AUBURN*	2/18	W	2-0
3/18	#18 AUBURN*	2/18	L	1-3
3/19	#18 AUBURN*	2/18	W	8-0 (5)
3/23	LIBERTY	2/--	W	8-0 (6)
3/23	LIBERTY	2/--	W	9-1 (5)
3/25	at #6 Alabama*	2/6	L	2-3
3/25	at #6 Alabama*	2/6	L	4-5 (9)
3/26	at #6 Alabama*	2/6	L	3-6
3/29	at Kentucky*	5/--	W	8-0 (5)
3/29	at Kentucky*	5/--	W	4-0
3/30	at Kentucky*	5/--	W	8-0
4/1	at Arkansas*	5/--	W	5-0
4/1	at Arkansas*	5/--	W	8-1
4/2	at Arkansas*	5/--	W	6-0
4/5	EAST TENNESSEE STATE	5/--	W	10-2 (5)
4/5	EAST TENNESSEE STATE	5/--	W	10-0 (5)
4/8	#24 FLORIDA*	5/24	L	4-6
4/9	#24 FLORIDA*	5/24	L	0-2
4/9	#24 FLORIDA*	5/24	W	8-0 (6)
4/11	AUSTIN PEAY	5/--	W	2-0
4/11	AUSTIN PEAY	5/--	W	5-2
4/15	OLE MISS*	6/--	W	4-0
4/15	OLE MISS*	6/--	W	9-3
4/16	OLE MISS*	6/--	W	3-1
4/18	SOUTH CAROLINA*	6/--	W	7-0
4/18	SOUTH CAROLINA*	6/--	W	5-3
4/19	SOUTH CAROLINA*	4/--	W	3-0
4/22	at Mississippi State*	4/--	W	2-1
4/22	at Mississippi State*	4/--	W	3-1
4/23	at Mississippi State*	4/--	W	10-0 (5)
4/29	at #9 Georgia*	4/9	L	3-5
4/29	at #9 Georgia*	4/9	W	12-0 (5)
4/30	at #9 Georgia*	4/9	L	6-7
5/6	#11 LSU*	6/11	W	4-0
5/6	#11 LSU*	6/11	W	10-1 (5)
5/7	#11 LSU*	6/11	L	0-4
5/11	vs. Florida&	5/--	W	6-0
5/12	vs. #4 Alabama&	5/4	W	2-1
5/13	vs. #12 LSU&	5/12	W	3-0
5/19	TENNESSEE TECH*	5/--	W	6-4
5/20	VIRGINIA TECH*	5/--	W	9-1 (5)

5/21	#18 LOUISVILLE+	5/18	W	8-1
5/27	#13 MICHIGAN=	5/13	W	5-3
5/28	#13 MICHIGAN=	5/13	L	1-5
5/28	#13 MICHIGAN=	5/13	W	1-0
6/1	vs. #1 UCLA\$	5/1	W	4-3
6/2	vs. #11 Northwestern\$	5/11	L	0-2
6/3	vs. #9 Arizona State\$	5/9	W	3-1 (9)
6/4	vs. #3 Arizona\$	5/3	W	1-0
6/4	vs. #3 Arizona\$	5/3	L	0-6

Final Rank NFC/USAB: #3/4

* Southeastern Conference game
! Coastal Carolina Tournament, Conway, S.C.
@ Louisville Slugger Desert Classic, Las Vegas, Nev.
NFCA Leadoff Classic, Columbus, Ga.
% Worth Invitational, Fullerton, Calif.
^ USF adidas Tournament, Clearwater, Fla.
& SEC Tournament, Gainesville, Fla.
+ NCAA Regional, Knoxville, Tenn.
= NCAA Super Regional, Knoxville, Tenn.
\$ Women's College World Series, Oklahoma City, Okla.

2007 63-8 • 23-4 SEC

**SEC EASTERN DIVISION CHAMPIONS
SEC REGULAR SEASON CHAMPION
POSTSEASON: SEC TOURNAMENT, NCAA REGIONAL,
NCAA SUPER REGIONAL, WCWS**

Date	Opponent	NFC Rank		
		UT/Opp	Result	Score
2/9	vs. Coastal Carolina!	2/--	W	8-0 (5)
2/10	vs. Penn State!	2/--	W	9-1 (5)
2/10	at North Carolina!	2/--	W	2-1 (8)
2/11	vs. College of Charleston!	2/--	W	11-1 (5)
2/16	vs. Florida International@	1/--	W	8-0 (5)
2/17	vs. Sacramento State@	1/--	W	9-2
2/17	vs. Illinois@	1/--	W	5-0
2/18	vs. Cal State Northridge@	1/--	W	9-0
2/18	vs. UC Davis@	1/--	W	10-0 (5)
2/21	at Cal State Fullerton	1/--	W	8-0 (5)
2/22	vs. Loyola Marymount#	1/--	W	8-0 (5)
2/23	vs. #22 Fresno State#	1/22	W	5-0
2/23	vs. #12 UCLA#	1/12	W	6-1
2/24	vs. Michigan State#	1/--	W	3-0
2/24	vs. Oklahoma State#	1/--	W	8-0 (5)
3/2	vs. Illinois-Chicago%	1/--	W	2-0
3/2	vs. Oakland%	1/--	W	7-0
3/3	vs. Tennessee Tech%	1/--	W	4-0
3/3	vs. Toledo%	1/--	W	9-1 (6)
3/4	vs. Austin Peay%	1/--	W	2-0
3/6	APPALACHIAN STATE	1/--	W	1-0
3/6	APPALACHIAN STATE	1/--	W	7-1
3/10	at #19 Florida*	1/19	W	1-0 (10)
3/10	at #19 Florida*	1/19	L	0-4
3/11	at #19 Florida*	1/19	W	3-1
3/14	at Ole Miss*	1/--	W	1-0
3/14	at Ole Miss*	1/--	L	4-5
3/17	MISSISSIPPI STATE*	1/--	W	3-0
3/17	MISSISSIPPI STATE*	1/--	W	2-1 (8)
3/18	MISSISSIPPI STATE*	1/--	W	5-1
3/21	SOUTH CAROLINA*	1/--	W	2-0
3/21	SOUTH CAROLINA*	1/--	W	1-0
3/24	ARKANSAS*	1/--	W	4-0
3/24	ARKANSAS*	1/--	W	1-0
3/25	ARKANSAS*	1/--	W	5-0
3/26	LIBERTY	1/--	W	5-1
3/26	LIBERTY	1/--	W	4-0
3/28	WESTERN KENTUCKY	1/--	W	6-0
3/28	WESTERN KENTUCKY	1/--	W	2-0
3/30	EAST TENNESSEE STATE	1/--	W	13-3 (5)
3/30	EAST TENNESSEE STATE	1/--	W	8-0 (5)
4/3	TENNESSEE TECH	1/--	W	12-0 (5)
4/7	at Georgia*	1/--	W	10-0 (5)

HISTORY & RECORDS

4/7	at Georgia*	1/--	W	3-1
4/8	at Georgia*	1/--	W	5-1
4/10	MEMPHIS	1/--	W	4-1
4/14	at Kentucky*	1/--	W	12-0
4/15	at Kentucky*	1/--	W	8-2
4/15	at Kentucky*	1/--	W	9-4
4/21	AUBURN*	1/--	W	10-0 (5)
4/21	AUBURN*	1/--	W	2-1 (8)
4/22	AUBURN*	1/--	W	5-1
4/28	at #6 LSU*	1/6	W	2-1
4/28	at #6 LSU*	1/6	L	1-5
4/29	at #6 LSU*	1/6	L	2-3
5/6	#1 ALABAMA*	2/1	W	9-2
5/6	#1 ALABAMA*	2/1	W	4-0
5/10	vs. Ole Miss+	1/--	W	6-0
5/11	vs. #19 Florida+	1/19	L	0-1
5/18	FURMAN*	1/--	W	8-0 (6)
5/19	NORTH CAROLINA*	1/--	W	2-0
5/20	WINTHROP*	1/--	W	7-0
5/25	#12 HAWAII*	1/12	W	9-0 (5)
5/26	#12 HAWAII*	1/12	L	6-9
5/26	#12 HAWAII*	1/12	W	7-1
5/31	vs. #7 Texas A&M\$	1/7	W	2-0
6/1	vs. #4 Arizona\$	1/4	W	1-0
6/3	vs. #6 Northwestern\$	1/6	W	3-0
6/4	vs. #4 Arizona\$	1/4	W	3-0
6/5	vs. #4 Arizona\$	1/4	L	0-1 (10)
6/6	vs. #4 Arizona\$	1/4	L	0-5

Final Rank NFCA/USASB: #2/2

* Southeastern Conference game

! Carolina Classic, Chapel Hill, N.C.

@ Louisville Slugger Desert Classic, Las Vegas, Nev.

Palm Springs Classic, Cathedral City, Calif.

% Jim Frost Classic, Chattanooga, Tenn.

+ SEC Tournament

* NCAA Regional, Knoxville, Tenn.

% NCAA Super Regional, Knoxville, Tenn.

\$ Women's College World Series, Oklahoma City, Okla.

YEAR-BY-YEAR RESULTS

3/16	KENTUCKY*	6/--	W	2-0
3/19	at South Carolina*	8/--	W	2-0 (9)
3/21	at Arkansas*	8/--	L	2-5
3/21	at Arkansas*	8/--	W	11-2
3/22	at Arkansas*	8/--	W	4-2
3/25	LIPSCOMB	9/--	W	8-0 (5)
3/25	LIPSCOMB	9/--	W	4-1
3/29	at Auburn*	9/--	W	8-4
3/29	at Auburn*	9/--	L	0-1
3/30	at Auburn*	9/--	L	1-2 (8)
4/2	EAST TENNESSEE STATE	12/--	W	4-3
4/2	EAST TENNESSEE STATE	12/--	W	7-0
4/5	#14 GEORGIA*	12/14	W	6-4
4/5	#14 GEORGIA*	12/14	W	9-0 (6)
4/6	#14 GEORGIA*	12/14	W	5-1
4/8	LIBERTY	11/--	W	8-2
4/8	LIBERTY	11/--	W	7-1
4/9	WESTERN CAROLINA	11/--	W	11-0 (5)
4/9	WESTERN CAROLINA	11/--	W	11-3 (5)
4/16	OLE MISS*	11/--	L	0-1
4/16	OLE MISS*	11/--	W	6-2
4/19	#14 LSU*	11/14	W	8-0 (5)
4/19	#14 LSU*	11/14	L	2-8
4/20	#14 LSU*	11/14	W	5-4
4/22	AUSTIN PEAY	13/--	W	9-1 (5)
4/22	AUSTIN PEAY	13/--	W	14-1 (5)
4/26	at Mississippi State*	13/--	L	1-2
4/26	at Mississippi State*	13/--	W	8-6
5/3	#3 FLORIDA*	13/3	L	2-4
5/3	#3 FLORIDA*	13/3	L	5-6 (11)
5/4	#3 FLORIDA*	13/3	L	3-5
5/8	vs. #25 Georgia+	14/25	W	5-2
5/9	vs. #1 Florida+	14/1	L	1-6
5/16	WINTHROP*	14/--	W	3-0
5/17	#17 VIRGINIA TECH*	14/17	L	0-4
5/17	LOUISVILLE*	14/--	W	8-1
5/18	#17 VIRGINIA TECH*	14/17	W	7-1
5/18	#17 VIRGINIA TECH*	14/17	L	2-4

Final Rank NFCA/USASB: #14/17

* Southeastern Conference game

! Cathedral City Kickoff, Cathedral City, Calif.

@ USF Best Western Tournament, Tampa, Fla.

Tennessee Classic, Knoxville, Tenn.

% NFCA Leadoff Classic, Columbus, Ga.

+ SEC Tournament

* NCAA Regional, Knoxville, Tenn.

2008 50-16 • 14-12 SEC

2ND SEC EASTERN DIVISION

POSTSEASON: SEC TOURNAMENT, NCAA REGIONAL

Date	Opponent	NFCA Rank UT/Opp	Result	Score
2/8	vs. Utah State!	6/--	W	8-0 (5)
2/8	vs. UC Davis!	6/--	W	5-2
2/9	vs. #20 Oregon!	6/20	W	5-0
2/9	vs. Cal Poly!	6/--	W	8-0 (5)
2/10	vs. #18 Oregon State!	6/18	W	8-1
2/16	vs. Florida Gulf Coast@	4/--	W	6-2
2/16	vs. Hofstra@	4/--	W	6-1
2/17	vs. Ole Miss@	4/--	W	2-0
2/17	vs. USF@	4/--	L	1-4
2/18	vs. Florida A&M@	4/--	W	5-1
2/21	BYU#	5/--	W	8-2
2/22	VIRGINIA#	5/--	W	8-0 (5)
2/23	WAGNER#	5/--	W	14-0 (5)
2/23	LOUISIANA-MONROE#	5/--	W	4-0
2/24	VIRGINIA#	5/--	W	5-1
2/29	vs. Charlotte%	4/--	W	8-4
2/29	vs. Hofstra%	4/--	W	5-2
3/1	vs. Florida State%	4/--	W	8-5
3/1	vs. Illinois State%	4/--	W	5-2
3/2	vs. Nebraska%	4/--	W	9-0 (6)
3/5	TENNESSEE TECH	4/--	W	1-0
3/8	at #2 Alabama*	4/2	L	0-8 (6)
3/9	at #2 Alabama*	4/2	L	2-13 (5)
3/9	at #2 Alabama*	4/2	W	7-3
3/12	TENNESSEE STATE	6/--	W	9-1 (5)
3/12	TENNESSEE STATE	6/--	W	4-1
3/15	KENTUCKY*	6/--	L	0-2 (8)
3/16	KENTUCKY*	6/--	W	5-1

2009 40-18-1 • 12-12-1 SEC

3RD SEC EASTERN DIVISION

POSTSEASON: SEC TOURNAMENT, NCAA REGIONAL

Date	Opponent	NFCA Rank UT/Opp	Result	Score
2/5	vs. Northern Colorado!	12/--	W	10-0 (5)
2/6	vs. Utah State!	12/--	W	11-3 (6)
2/6	vs. #21 Washington!	12/21	L	1-2
2/7	vs. San Jose State!	12/--	W	16-0 (5)
2/7	vs. BYU!	12/--	W	4-0 (10)
2/13	vs. North Florida@	11/--	W	3-0
2/13	vs. UT-Arlington@	11/--	W	6-1
2/14	at UCF@	11/--	W	1-0 (8)
2/14	vs. Kansas@	11/--	W	4-2 (8)
2/15	vs. Villanova@	11/--	W	9-4
2/19	vs. Loyola Marymount#	9/--	W	5-0
2/20	vs. #23 Massachusetts#	9/23	W	6-1
2/20	vs. Hawaii#	9/--	W	3-2
2/21	vs. Cal Poly#	9/--	W	8-6 (8)
2/21	vs. Oregon State#	9/--	W	4-0
2/24	LIBERTY	9/--	W	11-1 (5)
2/27	BOWLING GREEN%	9/--	W	18-0 (5)
2/27	JAMES MADISON%	9/--	W	3-1
3/3	BOSTON COLLEGE	8/--	W	7-1
3/6	at #6 Oklahoma	8/6	W	4-1

YEAR-BY-YEAR RESULTS

3/7	vs. #16 Northwestern&	8/16	L	3-7
3/7	at #6 Oklahoma&	8/6	W	6-5 (8)
3/8	vs. #16 Northwestern&	8/16	L	3-11 (6)
3/11	BELMONT	7/--	W	15-0 (5)
3/15	SOUTH CAROLINA*	7/--	W	8-1
3/15	SOUTH CAROLINA*	7/--	W	9-2
3/18	MIDDLE TENNESSEE	6/--	W	6-5
3/21	at #1 Florida*	6/1	L	0-7
3/21	at #1 Florida*	6/1	L	0-7
3/22	at #1 Florida*	6/1	L	1-4
3/25	ARKANSAS*	9/--	W	9-0 (5)
3/28	MISSISSIPPI STATE*	9/--	L	4-5
3/28	MISSISSIPPI STATE*	9/--	W	8-0 (5)
3/29	MISSISSIPPI STATE*	9/--	L	6-10
4/1	UTEP	13/--	W	3-2
4/4	at #18 LSU*	13/18	W	2-1
4/4	at #18 LSU*	13/18	W	7-4
4/5	at #18 LSU*	13/18	T	3-3
4/8	at Kentucky*	12/--	W	14-2 (5)
4/8	at Kentucky*	12/--	L	5-6
4/10	AUBURN*	12/--	W	5-2
4/11	AUBURN*	12/--	W	2-1 (11)
4/11	AUBURN*	12/--	W	3-2
4/14	EAST TENNESSEE STATE	12/--	W	5-0
4/18	at Ole Miss*	12/--	W	5-2
4/18	at Ole Miss*	12/--	L	1-4
4/19	at Ole Miss*	12/--	L	6-7
4/22	APPALACHIAN STATE	16/--	W	8-0 (5)
4/25	at #8 Georgia*	16/8	L	0-1
4/25	at #8 Georgia*	16/8	L	2-6
4/26	at #8 Georgia*	16/8	W	6-3
5/2	#5 ALABAMA*	16/5	L	2-5
5/2	#5 ALABAMA*	16/5	L	0-12 (5)
5/7	#20 LSU+	18/20	W	6-5
5/8	#1 FLORIDA+	18/1	L	3-11 (5)
5/15	JAMES MADISON*	18/--	W	4-3
5/16	NEBRASKA*	18/--	W	5-2
5/17	JACKSONVILLE STATE*	18/--	L	1-6
5/17	JACKSONVILLE STATE*	18/--	L	1-2

Final Rank NFCA/USAB: #20/16

* Southeastern Conference game

! BYU Red Desert Classic, St. George, Utah

@ UCF Early Bird Tournament, Orlando, Fla.

Cathedral City Classic, Cathedral City, Calif.

% Tennessee Classic, Knoxville, Tenn.

& "The Preview" presented by WORTH, Oklahoma City, Okla.

+ SEC Tournament, Knoxville, Tenn.

^ NCAA Regional, Knoxville, Tenn.

2010

49-15 • 17-8 SEC

3RD SEC EASTERN DIVISION

POSTSEASON: SEC TOURNAMENT, NCAA REGIONAL,
NCAA SUPER REGIONAL, WCWS

Date	Opponent	NFCA Rank UT/Opp	Result	Score
2/13	vs. #8 UCLA!	16/8	L	1-11 (6)
2/13	vs. UCF!	16/--	L	3-6
2/14	vs. #11 Oklahoma!	16/11	W	4-2
2/20	vs. Weber State@	22/--	W	21-2 (5)
2/20	vs. Bradley@	22/--	W	12-2 (5)
2/21	vs. Cleveland State@	22/--	W	12-8
2/21	vs. St. Mary's@	22/--	W	11-2 (5)
2/23	vs. New Mexico State@	21/--	W	10-1 (5)
2/25	vs. Pacific#	21/--	L	3-4
2/25	vs. #10 Stanford#	21/10	L	7-8
2/26	vs. Syracuse#	21/--	W	8-6
2/27	vs. #16 Ohio State#	21/16	W	3-0
3/5	OHIO%	20/--	W	6-0
3/6	#15 TEXAS%	20/15	W	3-2
3/6	ILLINOIS STATE%	20/--	W	6-5
3/7	OHIO%	20/--	W	5-1
3/7	ILLINOIS STATE%	20/--	W	8-4
3/9	at Mississippi State*	19/--	W	8-4
3/9	at Mississippi State*	19/--	L	4-5

3/10	at Mississippi State*	19/--	W	10-4
3/13	TENNESSEE TECH*	19/--	W	11-2 (5)
3/13	CAMPBELL^	19/--	W	9-0 (5)
3/14	LIBERTY^	19/--	W	10-0 (5)
3/14	CAMPBELL^	19/--	W	9-6
3/17	AUSTIN PEAY	17/--	W	10-0 (5)
3/20	#9 GEORGIA*	17/9	W	5-4
3/20	#9 GEORGIA*	17/9	L	6-10
3/21	#9 GEORGIA*	17/9	L	6-7 (8)
3/23	KENTUCKY*	17/--	W	4-3 (10)
3/23	KENTUCKY*	17/--	W	7-1
3/27	OLE MISS*	17/--	W	4-2
3/27	OLE MISS*	17/--	W	6-3
3/31	MIDDLE TENNESSEE	16/--	W	9-1 (5)
4/2	at South Carolina*	16/--	W	9-1 (5)
4/3	at South Carolina*	16/--	W	3-1
4/3	at South Carolina*	16/--	W	8-0 (5)
4/8	WESTERN CAROLINA	17/--	W	14-0 (5)
4/8	WESTERN CAROLINA	17/--	W	11-0 (5)
4/10	at Auburn*	17/--	L	1-2
4/10	at Auburn*	17/--	W	2-1
4/11	at Auburn*	17/--	W	5-3
4/14	at Arkansas*	16/--	W	3-1
4/14	at Arkansas*	16/--	W	5-3
4/17	PRESBYTERIAN	16/--	W	9-1 (5)
4/17	PRESBYTERIAN	16/--	W	9-1 (6)
4/20	at Tennessee Tech	17/--	W	10-0 (6)
4/23	#4 FLORIDA*	17/4	L	0-6
4/23	#4 FLORIDA*	17/4	W	4-3
5/1	at #4 Alabama*	16/4	L	2-4
5/1	at #4 Alabama*	16/4	L	6-7
5/8	#16 LSU*	18/16	W	6-5
5/8	#16 LSU*	18/16	L	0-3
5/9	#16 LSU*	18/16	W	6-1
5/13	vs. #9 Georgia+	16/9	W	6-4
5/14	vs. #4 Alabama+	16/4	L	3-4
5/21	BALL STATE-	16/--	W	5-0
5/22	VIRGINIA-	16/--	W	11-2
5/23	LOUISVILLE-	16/--	W	3-1 (9)
5/27	at #2 Michigan=	16/2	W	5-0
5/28	at #2 Michigan=	16/2	W	4-3
6/3	vs. #3 Arizona\$	16/3	W	9-0 (5)
6/4	vs. #9 Georgia\$	16/9	W	7-5
6/6	vs. #3 Arizona\$	16/3	L	0-8 (5)
6/6	vs. #3 Arizona\$	16/3	L	2-5

Final Rank NFCA/USAB: #4/3

* Southeastern Conference game

! NTC Division I Elite Invitational, Clermont, Fla.

@ Troy Cox Classic, Las Cruces, N.M.

Cathedral City Classic, Cathedral City, Calif.

% Tennessee Classic, Knoxville, Tenn.

^ Tennessee Invitational, Knoxville, Tenn.

+ SEC Tournament

= NCAA Regional, Knoxville, Tenn.

- NCAA Super Regional, Ann Arbor, Mich.

\$ Women's College World Series, Oklahoma City, Okla.

2011

49-12 • 20-8 SEC

2ND SEC EASTERN DIVISION

SEC TOURNAMENT CHAMPIONS

POSTSEASON: SEC TOURNAMENT, NCAA REGIONAL

Date	Opponent	NFCA Rank UT/Opp	Result	Score
2/11	vs. Michigan State!	4/--	W	11-2 (5)
2/12	at Stetson!	4/--	W	11-0 (5)
2/13	vs. Boston College!	4/--	W	8-0 (5)
2/13	vs. Michigan State!	4/--	W	14-0 (5)
2/15	ETSU	3/--	W	18-0 (5)
2/18	vs. Cal Poly@	3/--	W	11-2 (6)
2/18	vs. Boise State@	3/--	W	15-1 (5)
2/19	at UNLV@	3/--	L	3-4
2/19	vs. SIUE@	3/--	W	12-2 (5)
2/20	vs. #19 Stanford@	3/19	L	0-5
2/22	vs. Southern Utah	8/--	W	10-1 (5)

HISTORY & RECORDS

2/24	vs. UCSB#	8/--	W	2-0
2/24	vs. San Diego State#	8/--	W	11-3 (6)
2/25	vs. #25 BYU#	8/25	W	4-1
2/25	vs. Loyola Marymount#	8/--	W	7-2
2/26	vs. #2 UCLA#	8/2	W	7-1
3/3	EVANSVILLE	7/--	W	6-0
3/4	LOUISIANA MONROE%	7/--	W	3-1
3/5	FURMAN%	7/--	W	6-4
3/5	GEORGIA SOUTHERN%	7/--	W	8-0 (5)
3/6	GEORGIA SOUTHERN%	7/--	W	10-2 (5)
3/11	at Kentucky*	7/RV	L	6-9
3/12	at Kentucky*	7/RV	W	10-0
3/13	at Kentucky*	7/RV	L	4-5 (10)
3/15	at Tennessee State	11/--	W	16-2 (6)
3/17	IOWA	11/--	W	7-3
3/18	IOWA	11/--	W	2-0
3/22	#1 ALABAMA*	11/1	L	5-9
3/22	#1 ALABAMA*	11/1	W	4-1
3/25	SOUTH CAROLINA*	11/--	W	4-2 (8)
3/26	SOUTH CAROLINA*	11/--	W	10-3
3/27	SOUTH CAROLINA*	11/--	W	5-4
4/1	#22 AUBURN*	11/22	W	2-1 (10)
4/2	#22 AUBURN*	11/22	L	1-9
4/3	#22 AUBURN*	11/22	W	8-0 (6)
4/6	at #2 Georgia*	9/2	W	5-1
4/6	at #2 Georgia*	9/2	W	9-4
4/8	at Ole Miss*	9/--	W	7-1
4/9	at Ole Miss*	9/--	W	10-3
4/10	at Ole Miss*	9/--	W	9-0 (5)
4/13	APPALACHIAN STATE	6/--	W	7-0
4/15	at #21 LSU*	6/21	W	6-0
4/16	at #21 LSU*	6/21	W	11-0
4/17	at #21 LSU*	6/21	W	7-2
4/19	RADFORD	6/--	W	9-1 (5)
4/21	MISSISSIPPI STATE*	6/--	W	2-0
4/22	MISSISSIPPI STATE*	6/--	W	8-0 (6)
4/23	MISSISSIPPI STATE*	6/--	L	2-3
4/29	ARKANSAS*	6/--	W	11-1 (6)
4/30	ARKANSAS*	6/--	W	8-0 (5)
5/1	ARKANSAS*	6/--	W	9-1 (5)
5/6	at #4 Florida*	5/4	L	3-4
5/7	at #4 Florida*	5/4	L	0-2
5/8	at #4 Florida*	5/4	L	2-7
5/12	vs. #22 Kentucky+	7/22	W	4-1
5/13	vs. #23 Auburn+	7/23	W	2-1
5/14	vs. #8 Georgia+	7/8	W	6-5 (8)
5/20	LIBERTY*	5/--	W	8-0 (5)
5/21	#22 OKLAHOMA STATE^	5/22	L	1-6
5/21	#19 GEORGIA TECH^	5/19	W	7-0
5/22	#22 OKLAHOMA STATE^	5/22	L	5-6

Final Rank NFCA/USASB: #18/16

* Southeastern Conference game

! Stetson Leadoff Classic, DeLand, Fla.

@ Louisville Slugger Desert Classic, Las Vegas, Nev.

Cathedral City Classic, Cathedral City, Calif.

% Tennessee Classic, Knoxville, Tenn.

+ SEC Tournament

^ NCAA Regional, Knoxville, Tenn.

2012

52-14 • 22-6 SEC

SEC EASTERN DIVISION CHAMPIONS

POSTSEASON: SEC TOURNAMENT, NCAA REGIONAL, NCAA SUPER REGIONAL, WCWS

Date	Opponent	NFCA Rank UT/Opp	Result	Score
2/9	vs. UCSB!	14/--	W	7-0
2/10	vs. #4 Cal!	14/4	L	5-13
2/10	vs. Texas Tech!	14/RV	W	1-0
2/11	vs. San Diego State!	14/--	W	6-5
2/11	at #1 Arizona State!	14/1	W	3-0
2/12	vs. Western Michigan!	14/--	W	9-6
2/17	vs. Illinois@	10/--	W	10-7
2/19	at #13 Texas@	10/13	L	2-3 (9)

YEAR-BY-YEAR RESULTS

2/24	vs. Winthrop#	10/--	L	1-2
2/24	vs. #20 Georgia Tech#	10/20	W	9-0
2/25	vs. Illinois State#	10/--	W	6-0
2/25	vs. Hofstra#	10/--	W	3-2
2/26	vs. UMass#	10/RV	W	5-0
3/3	MEMPHIS%	9/--	W	7-0
3/3	ETSU%	9/--	W	8-0 (6)
3/4	MURRAY STATE%	9/--	W	8-0 (5)
3/4	MIDDLE TENNESSEE%	9/--	W	6-3
3/9	#3 FLORIDA*	9/3	W	1-0
3/10	#3 FLORIDA*	9/3	L	2-5
3/11	#3 FLORIDA*	9/3	L	0-1
3/13	GEORGIA SOUTHERN	11/--	W	7-0
3/13	GEORGIA SOUTHERN	11/--	W	9-0 (5)
3/16	at Arkansas*	11/--	W	8-0 (5)
3/17	at Arkansas*	11/--	L	1-4
3/18	at Arkansas*	11/--	W	2-0
3/21	at #1 Alabama*	12/1	L	2-3 (11)
3/21	at #1 Alabama*	12/1	W	5-2
3/23	at Mississippi State*	12/1	W	8-0 (5)
3/24	at Mississippi State*	12/1	W	10-3
3/25	at Mississippi State*	12/1	W	8-0 (5)
3/27	FURMAN	10/--	W	1-0
3/27	FURMAN	10/--	W	8-0 (6)
3/30	KENTUCKY*	10/--	L	3-5
3/31	KENTUCKY*	10/--	W	8-0 (5)
4/1	KENTUCKY*	10/--	W	4-2
4/4	#9 GEORGIA*	10/9	L	1-3 (11)
4/4	#9 GEORGIA*	10/9	W	2-1
4/6	at Auburn*	10/RV	W	9-1 (5)
4/7	at Auburn*	10/RV	W	5-3 (10)
4/8	at Auburn*	10/RV	W	6-2
4/10	RADFORD	10/--	W	8-2
4/13	#22 LSU	10/22	W	2-0
4/14	#22 LSU	10/22	W	4-2
4/15	#22 LSU	10/22	W	10-2 (6)
4/17	MEMPHIS	8/--	W	5-0
4/17	MEMPHIS	8/--	W	3-2
4/20	at South Carolina*	8/--	W	8-0 (5)
4/21	at South Carolina*	8/--	W	4-2
4/22	at South Carolina*	8/--	W	6-3
4/25	TENNESSEE STATE	7/--	W	5-0
4/27	OLE MISS*	7/--	W	5-1
4/28	OLE MISS*	7/--	W	9-0 (5)
4/29	OLE MISS*	7/--	W	2-1
5/2	#9 LOUISVILLE	7/9	W	8-1
5/10	vs. Auburn+	5/--	W	2-1
5/11	vs. #7 Florida+	5/7	L	1-2 (8)
5/18	MIAMI (OHIO)^	5/--	L	0-1
5/19	UAB^	5/--	W	8-0 (5)
5/19	MIAMI (OHIO)^	5/--	W	8-0 (6)
5/20	VIRGINIA TECH^	5/--	W	2-1
5/20	VIRGINIA TECH^	5/--	W	10-2
5/26	#11 GEORGIA=	5/11	W	3-2
5/27	#11 GEORGIA=	5/11	L	0-1
5/27	#11 GEORGIA=	5/11	W	2-1
5/31	vs. #3 Alabama\$	5/3	L	3-5
6/2	vs. #12 Oregon\$	5/12	L	1-3

Final Rank NFCA/USASB: #6/5

* Southeastern Conference game

! Kajikawa Classic, Tempe, Ariz.

@ Time Warner Invitational, Austin, Texas

NFCA Leadoff Classic in Clearwater, Fla.

% Tennessee Classic, Knoxville, Tenn.

+ SEC Tournament

^ NCAA Regional, Knoxville, Tenn.

= NCAA Super Regional, Knoxville, Tenn.

\$ Women's College World Series, Oklahoma City, Okla.

**All rankings listed are NFCA poll at time of game

Home Games listed in ALL CAPS

2013 52-12 • 16-6 SEC

2ND SEC EASTERN DIVISION POSTSEASON: SEC TOURNAMENT, NCAA REGIONAL, NCAA SUPER REGIONAL, WCWS

Date	Opponent	NFCA Rank			
		UT/Opp	Result	Score	
2/7	vs. Southern Utah!	6/--	W	18-3 (5)	
2/8	vs. Idaho State!	6/--	W	14-2 (5)	
2/8	vs. Utah State!	6/--	W	10-0 (5)	
2/9	vs. South Dakota!	6/--	W	5-0	
2/9	vs. BYU!	6/RV	W	6-3	
2/15	vs. NC State@	4/--	W	7-0	
2/15	vs. Coastal Carolina@	4/--	W	8-0 (6)	
2/16	vs. #12 USF@	4/12	W	11-0	
2/16	vs. Coastal Carolina@	4/--	W	10-3	
2/17	vs. NC State@	4/--	W	8-2	
2/21	vs. Long Beach State#	4/--	W	7-0	
2/21	vs. Cal State Fullerton#	4/--	W	5-0	
2/22	vs. Northwestern#	4/--	L	2-3	
2/22	vs. #16 UCLA#	4/16	L	0-2	
2/23	vs. UC Santa Barbara#	4/--	W	5-0	
2/26	LIPSCOMB	7/--	W	6-0	
2/28	at College of Charleston	7/--	L	1-3	
3/1	vs. UNC-Wilmington%	7/--	W	9-1 (5)	
3/1	at Charleston Southern%	7/--	W	8-1	
3/2	vs. UNC-Wilmington%	7/--	W	9-0 (5)	
3/2	vs. Valparaiso%	7/--	W	5-0	
3/3	at Charleston Southern%	7/--	W	10-3	
3/8	#1 ALABAMA*	8/1	W	4-3	
3/9	#1 ALABAMA*	8/1	W	2-1	
3/10	#1 ALABAMA*	8/1	L	1-7	
3/12	WINTHROP	6/--	W	8-0 (5)	
3/15	at #3 Florida*	6/3	L	5-6 (8)	
3/16	at #3 Florida*	6/3	W	3-1 (8)	
3/17	at #3 Florida*	6/3	L	3-5 (8)	
3/19	MURRAY STATE	8/--	W	7-0	
3/22	#5 TEXAS A&M*	8/5	W	8-6	
3/23	#5 TEXAS A&M*	8/5	W	8-6	
3/24	#5 TEXAS A&M*	8/5	W	5-4	
3/27	EASTERN KENTUCKY	6/--	W	8-0 (5)	
3/29	at #21 Kentucky	6/21	W	6-0	
4/1	WESTERN CAROLINA	6/--	W	11-2 (5)	
4/2	TENNESSEE STATE	6/--	W	19-1 (5)	
4/5	at Georgia*	6/RV	W	10-3	
4/6	at Georgia*	6/RV	W	9-2	
4/7	at Georgia*	6/RV	W	6-1	
4/10	TENNESSEE TECH	5/--	W	12-3 (5)	
4/12	AUBURN*	5/--	W	5-3	
4/13	AUBURN*	5/--	W	6-1	
4/14	AUBURN*	5/--	W	6-0	
4/16	APPALACHIAN STATE	5/--	W	9-0 (5)	
4/19	at Ole Miss*	5/--	W	12-4 (5)	
4/20	at Ole Miss*	5/--	W	15-5 (6)	
4/21	at Ole Miss*	5/--	W	9-1 (5)	
4/26	ARKANSAS*	3/RV	L	1-2	
5/4	at #11 Missouri*	4/11	L	0-2	
5/4	at #11 Missouri*	4/11	W	10-1 (5)	
5/5	at #11 Missouri*	4/11	L	8-12 (6)	
5/9	vs. South Carolina+	4/--	W	5-0	
5/11	vs. #8 Missouri+	4/8	L	0-3	
5/17	LONGWOOD*	5/--	W	9-0 (5)	
5/18	NC STATE*	5/RV	W	1-0 (11)	
5/19	NC STATE*	5/RV	W	7-0	
5/24	#9 ALABAMA=	5/9	W	3-2	
5/26	#9 ALABAMA=	5/9	W	5-3	
5/30	vs. #2 Florida\$	5/2	W	9-2	
6/1	vs. #11 Washington\$	5/11	W	1-0	
6/2	vs. #6 Texas\$	5/6	W	2-1	
6/3	vs. #1 Oklahoma\$	5/1	L	3-5 (12)	
6/4	vs. #1 Oklahoma\$	5/1	L	0-4	

Final Rank NFCA/USASB: #2/2

* Southeastern Conference game
! Red Desert Classic, St. George, Utah
@ USF Softball Classic, Tampa, Fla.
Mary Nutter Collegiate Classic, Cathedral City, Calif.
% Buccaneer Invitational, North Charleston, S.C.
+ SEC Tournament
^ NCAA Regional, Knoxville, Tenn.
= NCAA Super Regional, Knoxville, Tenn.
\$ Women's College World Series, Oklahoma City, Okla.

2014 46-12 • 17-7 SEC

2ND IN SEC (NO MORE DIVISIONS) POSTSEASON: SEC TOURNAMENT, NCAA REGIONAL, NCAA SUPER REGIONAL

Date	Opponent	NFCA Rank			
		UT/Opp	Result	Score	
2/7	vs. Northern Colorado!	1/--	W	8-0 (5)	
2/8	vs. Northern Colorado!	1/--	W	8-3	
2/8	at Georgia Southern!	1/--	W	1-0	
2/9	vs. Oakland!	1/--	W	14-3	
2/14	vs. Pittsburgh@	1/--	W	5-0	
2/14	vs. Binghamton@	1/--	W	10-0 (5)	
2/15	at USF@	1/RV	W	3-2	
2/15	vs. Illinois@	1/--	W	10-0	
2/16	vs. Wright State@	1/--	W	10-2 (5)	
2/22	vs. #11 Nebraska#	2/11	W	5-3	
2/22	vs. Oregon State#	2/--	W	5-1	
2/23	vs. #13 Stanford#	2/13	W	3-1	
2/23	vs. Fresno State#	2/--	W	5-4	
2/25	at Cal State Fullerton	2/RV	W	8-4	
2/27	vs. Brigham Young	2/--	L	3-6	
2/27	at San Diego State*	2/--	W	3-1	
3/5	WRIGHT STATE	3/--	W	9-0 (6)	
3/5	WRIGHT STATE	3/--	W	8-0 (6)	
3/7	HOLY CROSS&	3/--	W	5-0	
3/7	CAMPBELL&	3/--	W	1-0	
3/8	WESTERN KENTUCKY&	3/--	L	2-3	
3/9	GEORGIA SOUTHERN&	3/--	W	2-0	
3/9	COLLEGE OF CHARLESTON&	3/--	W	3-0	
3/11	WESTERN CAROLINA	4/--	W	15-0 (5)	
3/14	at Arkansas*	4/RV	W	9-2	
3/15	at Arkansas*	4/RV	L	4-5	
3/15	at Arkansas*	4/RV	W	8-0 (6)	
3/18	vs. Middle Tennessee State\$	4/--	W	9-8	
3/21	SOUTH CAROLINA*	4/--	W	11-2 (5)	
3/22	SOUTH CAROLINA*	4/--	W	5-4	
3/23	SOUTH CAROLINA*	4/--	W	6-5	
3/28	#4 FLORIDA*	3/4	W	9-2	
3/30	#4 FLORIDA*	3/4	W	7-6	
3/30	#4 FLORIDA*	3/4	W	5-2	
4/4	at LSU*	2/RV	L	4-7	
4/5	at LSU*	2/RV	L	4-8	
4/6	at LSU*	2/RV	W	9-0 (6)	
4/8	TENNESSEE TECH	4/--	W	13-5 (5)	
4/11	at #21 Texas A&M*	4/21	L	1-4	
4/12	at #21 Texas A&M*	4/21	W	15-2 (5)	
4/13	at #21 Texas A&M*	4/21	W	5-3	
4/18	MISSISSIPPI STATE*	4/RV	L	0-2	
4/19	MISSISSIPPI STATE*	4/RV	W	11-5	
4/20	MISSISSIPPI STATE*	4/RV	L	7-11	
4/22	FURMAN	8/--	W	8-0 (6)	
4/25	at #9 Kentucky*	8/9	W	6-3	
4/26	at #9 Kentucky*	8/9	L	2-5	
4/27	at #9 Kentucky*	8/9	W	9-2	
5/2	OLE MISS*	8/--	W	11-6	
5/3	OLE MISS*	8/--	W	5-3	
5/4	OLE MISS*	8/--	W	5-1	
5/8	vs. #16 Kentucky+	7/16	L	0-2	
5/16	CHARLESTON SOUTHERN*	9/--	W	12-3 (5)	
5/17	VIRGINIA TECH*	9/--	W	12-0 (5)	
5/18	LIPSCOMB*	9/--	W	2-0	

GENERAL

2015 PREVIEW

STAFF

PLAYERS

OPPONENTS

2014 REVIEW

HISTORY & RECORDS



HISTORY & RECORDS

5/23	at #12 Oklahoma=	9/12	L	1-8
5/24	at #12 Oklahoma=	9/12	W	4-0
5/25	at #12 Oklahoma=	9/12	L	2-8

Final Rank NFCA/USAB: #12/11

* Southeastern Conference game

! Eagle Round Robin, Statesboro, Ga.

@ USF Tournament, Tampa, Fla.

Mary Nutter Collegiate Classic, Cathedral City, Calif.

% San Diego Classic, San Diego, Calif.

& Tennessee Tournament

\$ played at Ridley Park in Columbia, Tenn.

+ SEC Tournament

* NCAA Regional, Knoxville, Tenn.

= NCAA Super Regional, Norman, Okla.

\$ Women's College World Series, Oklahoma City, Okla.

TENNESSEE AS A RANKED TEAM

Longest stretch in Top 25: 2/17/04-pres., 722 games (573-149)

Longest stretch in Top 10: 1/25/06-4/1/08, 182 games (155-27)

Current stretch in Top 10: 3/27/12-pres., 158 games (127-31)

Longest stretch in Top 5: 5/9/06-6/6/07, 85 games (74-11)

Longest stretch in Top 3: 1/24/07-6/6/07, 71 games (63-8)

Longest stretch at No. 1: 2/14/07-5/2/07, 51 games (47-4)

Note: All of the above based off NFCA rankings

TENNESSEE'S RECORD WHEN RANKED

Season	In Top 25	in Top 10	in Top 5	in Top 3	as #1
1996	--	--	--	--	--
1997	--	--	--	--	--
1998	4-9	--	--	--	--
1999	2-4	--	--	--	--
2000	--	--	--	--	--
2001	--	--	--	--	--
2002	--	--	--	--	--
2003	--	--	--	--	--
2004	44-15	--	--	--	--
2005	67-15	43-11	26-7	--	--
2006	61-12	61-12	54-11	22-4	--
2007	63-8	63-8	63-8	63-8	57-8
2008	50-16	31-7	16-3	--	--
2009	40-18-1	17-7	--	--	--
2010	49-15	--	--	--	--
2011	49-12	40-10	10-7	4-2	--
2012	52-14	41-9	7-5	--	--
2013	52-12	52-12	26-8	0-1	--
2014	46-12	46-12	36-8	25-4	9-0
TOTAL	579-162-1	394-88	238-57	114-19	66-8

Note: All of the above based off NFCA rankings

RECORD VS. TOP 25, TOP 10, TOP 5

Season	vs. Top 25	vs. Top 10	vs. Top 5	vs. #1
1996	0-5	0-5	0-4	--
1997	3-7	2-4	1-3	--
1998	2-9	1-6	1-2	0-1
1999	11-8	8-6	2-2	--
2000	4-13	0-5	0-3	0-3
2001	1-11	1-6	1-3	--
2002	3-7-1	1-1	1-1	--
2003	5-15	2-7	0-2	--
2004	10-9	3-7	2-1	--
2005	17-12	8-5	4-2	1-2
2006	17-12	5-6	3-1	1-0
2007	13-7	7-4	4-2	2-0
2008	10-9	1-6	1-6	0-1
2009	7-11-1	3-8	0-6	0-4
2010	12-11	7-10	4-6	--
2011	14-8	5-4	4-4	1-1
2012	14-10	8-7	6-5	5-1
2013	14-9	10-6	7-5	2-3
2014	10-5	5-1	3-0	--
TOTAL	167-178-2	77-104	44-58	12-16

Note: All of the above based off NFCA rankings

YEAR-BY-YEAR RESULTS

11-STRAIGHT YEARS IN FINAL POLLS

Season	Final Record	USA Today/NFCA	ESPN.com/USA SB
2004	55-16	18	16
2005	67-15	3	3
2006	61-12	3	4
2007	63-8	2	2
2008	50-16	14	17
2009	40-18-1	20	16
2010	49-15	4	3
2011	49-12	18	16
2012	52-14	6	7
2013	52-12	2	2
2014	46-12	12	11

107 WINS BY 10 RUNS OR MORE

Season	10+	Biggest W	2005	9	19 runs, 3/5
1996	14	30 runs, 3/18	2006	9	20 runs, 3/12
1997	8	23 runs, 3/1	2007	7	12 runs, 4/3, 4/14
1998	4	17 runs, 2/28	2008	3	14 runs, 2/23
1999	4	17 runs, 3/16, 4/2	2009	6	18 runs, 2/27
2000	2	12 runs, 4/1	2010	7	19 runs, 2/20
2001	2	12 runs, 2/16	2011	9	18 runs, 2/15
2002	5	22 runs, 3/6	2012	--	--
2003	4	14 runs, 3/5, 3/23	2013	6	18 runs, 4/2
2004	2	13 runs, 2/14	2014	6	15 runs, 3/11

WINS BY RUN RULE (8+ RUNS AFTER 5)

Season	5 Innings	6 Innings	TOTAL
1996	17	2	19
1997	11	4	15
1998	4	3	7
1999	11	3	14
2000	3	1	4
2001	2	0	2
2002	6	5	11
2003	9	1	10
2004	7	2	9
2005	13	4	17
2006	19	4	23
2007	14	2	16
2008	11	2	13
2009	9	1	10
2010	15	2	17
2011	15	6	21
2012	10	4	14
2013	15	2	17
2014	9	5	14
TOTAL	200	53	253

TENNESSEE IN EXTRA INNINGS

Season	8 inn.	9 inn.	10 inn.	11 inn.	12 inn.	13 inn.	TOTAL
1996	1-0	--	--	--	--	--	1-0
1997	0-2	1-0	0-1	--	--	--	1-3
1998	3-3	1-0	0-2	--	--	--	4-5
1999	1-0	--	0-1	--	--	--	1-1
2000	--	1-0	--	--	--	--	1-0
2001	0-4	--	0-1	--	--	--	0-5
2002	2-1-1	0-1	--	--	--	--	2-2-1
2003	4-1	0-1	--	0-1	--	--	4-3
2004	1-0	3-0	1-2	--	--	--	5-2
2005	0-2	--	--	1-0	--	--	1-2
2006	1-0	1-1	--	--	--	--	2-1
2007	3-0	--	1-1	--	--	--	4-1
2008	0-2	1-0	--	0-1	--	--	1-3
2009	4-0	--	--	1-0	--	--	5-0
2010	0-1	1-0	1-0	--	--	--	2-1
2011	2-0	--	1-1	--	--	--	3-1
2012	0-1	0-1	1-0	0-2	--	--	1-4
2013	1-2	--	--	1-0	0-1	--	2-3
2014	--	--	--	--	--	--	--
TOTAL	23-19-1	9-4	5-9	3-4	0-1	--	40-37-1

SERIES RECORDS VS. OPPONENTS

Opponent	Scoring				Last Game	Opponent	Scoring				Last Game
	W	L	UT	Opp.			W	L	UT	Opp.	
Akron	1	0	7	6	1996 (7-6)	Jacksonville State	1	2	6	10	2009 (1-2)
Alabama	20	33	154	232	2013 (5-3)	James Madison	2	0	7	4	2009 (4-3)
Alabama State	2	0	20	2	2002 (9-2)	Kansas	3	2	25	12	2009 (4-2)
Appalachian State	10	0	63	1	2013 (9-0)	Kentucky	37	14	271	126	2014 (0-2)
Arizona	5	11	29	67	2010 (2-5)	Kent State	0	2	4	6	1999 (0-1)
Arizona State	2	1	8	8	2012 (3-0)	LeMoyne (N.Y.)	1	0	30	0	1996 (30-0)
Arkansas	34	13	217	84	2014 (8-0)	Liberty	16	0	107	10	2011 (8-0)
Auburn	33	18	191	155	2013 (6-0)	Lipscomb	9	0	51	3	2014 (2-0)
Austin Peay	17	0	108	10	2010 (10-0)	Long Beach State	3	1	16	2	2013 (7-0)
Ball State	2	0	9	2	2010 (5-0)	Long Island	2	0	6	4	2002 (4-3)
Baylor	4	4	25	31	2005 (4-0)	Longwood	2	0	17	0	2013 (9-0)
Belmont	14	0	140	9	2009 (15-0)	UL-Lafayette	3	3	26	42	1999 (1-0)
Bethune-Cookman	0	1	2	3	2002 (2-3)	UL-Monroe	4	1	20	14	2011 (3-1)
Binghamton	1	0	10	0	2014 (10-0)	LSU*	26	22	159	157	2014 (9-0)
Boise State	1	0	15	1	2011 (15-1)	Louisiana Tech	2	1	12	5	2004 (1-0)
Boston College	3	0	16	1	2011 (8-0)	Louisville	5	0	31	4	2012 (8-1)
Boston University	1	0	9	0	2004 (9-0)	Loyola Marymount	3	2	22	6	2011 (7-2)
Bowling Green	1	0	18	0	2009 (18-0)	Maine	1	0	5	1	1996 (5-1)
Bradley	1	0	12	2	2010 (12-2)	Marist	2	0	16	3	1996 (8-3)
Buffalo	1	1	11	8	2006 (9-0)	Marshall	4	1	26	8	2005 (5-1)
BYU	5	1	36	18	2014 (3-6)	Maryland	1	1	6	7	2000 (0-4)
California	0	4	13	39	2012 (5-13)	Massachusetts	3	0	31	1	2012 (5-0)
Cal State Fullerton	3	3	34	35	2014 (8-4)	Memphis	4	0	19	3	2012 (3-2)
Cal State Northridge	3	1	25	10	2007 (9-0)	Mercer	1	1	15	5	2005 (12-0)
Cal Poly	4	0	37	8	2011 (11-2)	Miami (Ohio)	5	1	29	1	2012 (8-0)
Campbell	3	0	19	6	2014 (1-0)	Michigan	5	3	20	18	2010 (4-3)
Centenary	3	0	25	7	2001 (13-3)	Michigan State	3	0	28	2	2011 (14-0)
Charleston Southern	4	0	39	7	2014 (12-3)	Middle Tennessee	18	1	156	44	2014 (9-8)
Charlotte	1	0	8	4	2008 (8-4)	Minnesota	0	1	1	2	2002 (1-2)
Chattanooga	3	2	18	7	1999 (8-0)	Mississippi	42	7	300	98	2014 (5-1)
Cleveland State	2	0	14	8	2010 (12-8)	Mississippi State	31	17	252	157	2014 (7-11)
Coastal Carolina	7	0	70	4	2013 (10-3)	Missouri	1	3	18	18	2013 (0-3)
College of Charleston	5	1	25	4	2014 (3-0)	Missouri St.	3	1	26	16	2004 (8-0)
Dartmouth	1	0	13	1	1996 (13-1)	Morehead State	4	0	28	7	2005 (8-0)
DePaul	2	0	10	1	2005 (6-1)	Murray State	2	0	15	0	2013 (7-0)
Detroit Mercy	1	0	10	2	1998 (10-2)	Nebraska	4	0	24	5	2014 (5-3)
Drexel	1	0	10	2	2002 (10-2)	New Mexico State	3	0	33	5	2010 (10-1)
East Carolina	2	1	17	4	2002 (8-1)	Niagara	1	0	11	0	1996 (11-0)
East Tennessee State	15	0	119	13	2012 (8-0)	Nicholls State	0	2	2	6	1996 (2-4)
Eastern Kentucky	7	0	45	12	2013 (8-0)	North Carolina	3	1	5	14	2007 (2-0)
Elon	1	0	13	2	2000 (13-2)	North Carolina A&T	4	0	60	4	2005 (19-0)
Evansville	1	0	6	0	2011 (6-0)	North Carolina State	5	0	32	2	2013 (7-0)
Florida A&M	5	0	32	4	2008 (5-1)	North Florida	1	0	3	0	2009 (3-0)
Florida Atlantic	3	2	19	4	2002 (0-1)	UNC Greensboro	2	0	24	2	1997 (15-1)
Florida	24	43	208	260	2014 (5-2)	UNC Wilmington	3	0	30	1	2013 (9-0)
Florida Gulf Coast	1	0	6	2	2008 (6-2)	Northern Colorado	4	0	38	3	2014 (8-3)
Florida International	2	0	11	2	2007 (8-0)	Northwestern	4	6	27	41	2013 (2-3)
Florida State	2	0	9	5	2008 (8-5)	Northwestern St. (La.)	2	1	19	5	1996 (0-2)
Fresno State	2	1	15	15	2014 (5-4)	Notre Dame	0	3	2	14	2005 (2-5)
Furman	9	0	67	11	2014 (8-0)	Oakland (Mich.)	2	0	21	3	2014 (14-3)
Gardner-Webb	3	0	14	0	2005 (8-0)	Ohio	3	0	19	1	2010 (5-1)
Georgia	34	29	285	234	2013 (6-1)	Ohio State	1	0	3	0	2010 (3-0)
Georgia Southern	10	0	59	4	2014 (2-0)	Oklahoma	4	4	24	33	2014 (2-8)
Georgia State	1	0	4	3	2002 (4-3)	Oklahoma State	1	2	14	12	2011 (5-6)
Georgia Tech	4	1	38	13	2012 (9-0)	Oregon	2	2	9	7	2012 (1-3)
Hawai'i	7	2	49	21	2009 (3-2)	Oregon State	5	4	20	17	2014 (5-5)
Hofstra	4	0	19	5	2012 (3-2)	Pacific	1	3	18	16	2010 (3-4)
Holy Cross	1	0	5	0	2014 (1-0)	Penn State	1	0	9	1	2007 (9-1)
Idaho State	1	0	14	2	2013 (14-2)	Pittsburgh	2	0	10	2	2014 (5-0)
Illinois	4	0	29	7	2014 (10-0)	Presbyterian	2	0	18	2	2010 (9-1)
Illinois-Chicago	5	1	29	6	2007 (2-0)	Princeton	1	1	11	11	2003 (11-5)
Illinois State	5	0	26	11	2012 (6-0)	Providence	0	1	0	1	2005 (0-1)
Indiana	4	0	18	4	1999 (4-1)	Purdue	2	1	26	15	2006 (12-3)
Indiana State	0	1	0	1	1996 (0-1)	Radford	7	0	65	16	2012 (8-2)
Iowa	3	1	21	18	2011 (2-0)	Rhode Island	1	0	12	0	2001 (12-0)
Jacksonville	2	0	16	3	2003 (6-1)	Rider	1	0	10	0	2002 (10-0)

GENERAL

2015 PREVIEW

STAFF

PLAYERS

OPPONENTS

2014 REVIEW

HISTORY & RECORDS



Opponent	W L		Scoring UT Opp.		Last Game
Sacramento State	2	0	13	4	2007 (9-2)
Saint Louis	4	0	32	7	1996 (4-0)
Saint Mary's	3	1	21	3	2010 (11-2)
Samford	8	2	78	33	2002 (1-0)
Sam Houston State	1	0	11	1	1997 (11-1)
San Diego State	3	0	20	9	2014 (3-1)
San Jose State	3	1	31	7	2009 (16-0)
Santa Clara	0	2	0	2	2001 (0-1)
Seton Hall	2	0	10	4	1996 (3-1)
South Carolina	35	15	217	107	2014 (6-5)
South Dakota	1	0	5	0	2013 (5-0)
Southern Illinois	0	1	6	7	1998 (6-7)
So. Illinois-Edwardsville	1	0	12	2	2011 (12-2)
Southern Mississippi	1	1	8	9	1999 (7-5)
Southern Utah	2	0	28	4	2013 (18-3)
Stanford	3	5	19	35	2014 (3-1)
Stephen F. Austin	2	0	13	10	2001 (5-4)
Stetson	6	0	28	1	2011 (11-0)
Syracuse	2	1	12	11	2010 (8-6)
Temple	1	0	14	0	2006 (14-0)
Tennessee-Martin	1	0	8	0	1998 (8-0)
Tennessee State	11	0	131	6	2013 (19-1)
Tennessee Tech	18	0	112	22	2014 (13-5)
Texas	2	2	9	9	2013 (2-1)
Texas A&M	7	1	49	25	2014 (5-3)
Texas A&M-Corpus Christi	2	0	14	3	2001 (7-2)
Texas-Arlington	2	0	8	2	2009 (6-1)
Texas-San Antonio	1	0	2	1	1996 (2-1)
Texas State	1	2	9	9	2001 (0-2)
Texas Tech	3	0	1	0	2012 (1-0)
Toledo	1	0	9	1	2007 (9-1)
Troy State	1	0	3	1	1996 (3-1)
Tulsa	0	1	2	5	1998 (2-5)
UAB	2	0	17	1	2012 (8-0)
UC Davis	3	0	22	2	2008 (5-2)
UCF	2	2	10	10	2010 (3-6)
UCLA	4	7	23	54	2013 (0-2)
UCSB	3	0	14	0	2013 (12-0)
UMKC	0	1	1	5	2003 (1-5)
UNLV	1	1	6	4	2011 (3-4)
USF*	9	8	63	68	2014 (3-2)
Utah	1	1	7	7	2004 (4-1)
Utah State	3	0	29	3	2013 (10-0)
UTEP	2	0	8	2	2009 (3-2)
Valparaiso	1	0	5	0	2013 (5-0)
Villanova	3	0	19	9	2009 (9-4)
Virginia	7	2	45	10	2010 (11-2)
Virginia Tech	10	7	94	30	2014 (12-0)
Wagner	1	0	14	0	2008 (14-0)
Washington	3	2	7	16	2013 (1-0)
Weber State	1	0	21	2	2010 (21-2)
Western Carolina	6	0	73	5	2014 (15-0)
Western Kentucky	5	1	30	7	2014 (2-3)
Western Michigan	1	0	9	6	2012 (9-6)
Wingate (N.C.)	2	0	28	2	1996 (18-2)
Winthrop	4	1	22	4	2013 (8-0)
Wisconsin-Green Bay	1	0	5	0	1998 (5-0)
Wright State	8	0	77	20	2014 (8-0)
Youngstown State	1	0	17	0	1998 (17-0)
Totals	897	363	2	6672	3096

*includes two ties - one vs. LSU, one vs. USF

Bold - 2015 Opponents



Tennessee has won its last 28 games against South Carolina. It is UT's longest-ever winning streak against a single opponent.



Lauren Gibson set a UT single-game record with three home runs at Ole Miss on April 20, 2013. Over the years Tennessee has totaled 42 wins against Ole Miss -- its most against any single opponent.



UT's 18 wins against Middle Tennessee and Tennessee Tech are its most wins against non-conference opponents.

*Rankings listed before site are (#UT/Opponent) known rank in NFCA Coaches poll at time of game

AKRON (1-0)

3/9/96 Knoxville W 7-6

ALABAMA (20-33)

at Knoxville: 12-12

at Tuscaloosa: 5-16

Biggest Win: 10 runs - 11-1 (5) on 3/22/97

Biggest Loss: 12 runs - 12-0 (5) on 5/2/09

Longest Winning Streak: 3 games (2004-05, 2006-07)

Longest Losing Streak: 6 games (1998-2001, 2009-11)

Current Streak: Tennessee 2 games

3/22/97	Tuscaloosa, Ala.	W	11-1 (5)
3/22/97	Tuscaloosa, Ala.	W	6-3
3/22/98	Knoxville	L	1-6
3/22/98	Knoxville	W	8-7
5/8/98	Columbus, Ga.	L	1-2
3/28/99	Tuscaloosa, Ala.	L	0-4
3/28/99	Tuscaloosa, Ala.	L	2-9
3/24/00	(NR/#14)Knoxville	L	1-2
3/24/00	(NR/#14)Knoxville	L	2-8
3/24/01	(NR/#4)Knoxville	L	1-7
3/24/01	(NR/#4)Knoxville	W	6-4
3/25/01	(NR/#4)Knoxville	L	0-11 (5)
3/23/02	(NR/#17)Tuscaloosa, Ala.	L	0-6
3/23/02	(NR/#17)Tuscaloosa, Ala.	L	2-3
3/24/02	(NR/#17)Tuscaloosa, Ala.	L	1-4
3/15/03	(NR/#19)Knoxville	L	1-9 (5)
3/15/03	(NR/#19)Knoxville	W	2-1
3/16/03	(NR/#19)Knoxville	L	0-8 (5)
5/10/03	(NR/#16)Plant City, Fla.	L	2-3 (8)
3/13/04	(#13/9)Tuscaloosa, Ala.	L	3-4
3/13/04	(#13/9)Tuscaloosa, Ala.	L	4-5
3/14/04	(#13/9)Tuscaloosa, Ala.	L	1-2
5/15/04	(#11/15)Tuscaloosa, Ala.	W	1-0
3/12/05	(#4/8)Knoxville	W	3-1
3/12/05	(#4/8)Knoxville	W	7-1
3/13/05	(#4/8)Knoxville	L	1-8
5/14/05	(#11/9)Gainesville, Fla.	W	3-1
5/15/05	(#11/9)Gainesville, Fla.	L	0-3
6/5/05	(#11/9)Oklahoma City, Okla.	W	4-0
3/25/06	(#2/6)Tuscaloosa, Ala.	L	2-3
3/25/06	(#2/6)Tuscaloosa, Ala.	L	4-5 (9)
3/26/06	(#2/6)Tuscaloosa, Ala.	L	3-6
5/12/06	(#5/4)Athens, Ga.	W	2-1
5/6/07	(#2/1)Knoxville	W	9-2
5/6/07	(#2/1)Knoxville	W	4-0
3/8/08	(#4/2)Tuscaloosa, Ala.	L	0-8 (6)
3/9/08	(#4/2)Tuscaloosa, Ala.	L	2-13 (5)
3/9/08	(#4/2)Tuscaloosa, Ala.	W	7-3
5/2/09	(#16/5)Knoxville	L	2-5
5/2/09	(#16/5)Knoxville	L	0-12 (5)
5/1/10	(#16/4)Tuscaloosa, Ala.	L	2-4
5/1/10	(#16/4)Tuscaloosa, Ala.	L	6-7
5/14/10	(#16/4)Fayetteville, Ark.	L	3-4
3/22/11	(#11/1)Knoxville	L	5-9
3/22/11	(#11/1)Knoxville	W	4-1
3/21/12	(#12/1)Tuscaloosa, Ala.	L	2-3 (11)
3/21/12	(#12/1)Tuscaloosa, Ala.	W	5-2
5/31/12	(#6/3)Oklahoma City, Okla.	L	3-5
3/8/13	(#8/1)Knoxville	W	4-3
3/9/13	(#8/1)Knoxville	W	2-1
3/10/13	(#8/1)Knoxville	L	1-7
5/24/13	(#5/9)Knoxville	W	3-2
5/25/13	(#5/9)Knoxville	W	5-3

ALABAMA STATE (2-0)

3/25/02 Montgomery, Ala. W 11-0 (5)
3/25/02 Montgomery, Ala. W 9-2

APPALACHIAN STATE (10-0)

3/1/02	Charlottesville, Va.	W	8-0 (6)
2/19/03	Knoxville	W	3-0
2/19/03	Knoxville	W	7-0
5/11/04	(#11/NR)Knoxville	W	5-0
5/11/04	(#11/NR)Knoxville	W	8-0 (5)
3/6/07	(#1/NR)Knoxville	W	1-0
3/6/07	(#1/NR)Knoxville	W	7-1
4/22/09	(#16/NR)Knoxville	W	8-0 (5)
4/13/11	(#6/NR)Knoxville	W	7-0
4/16/13	(#5/NR)Knoxville	W	9-0 (5)

ARIZONA (5-11)

3/1/96	(NR/#2)Lafayette, La.	L	3-12
3/2/96	(NR/#2)Lafayette, La.	L	3-6
2/13/98	(#25/1)Phoenix, Ariz.	L	0-7
2/26/99	(NR/#2)Tucson, Ariz.	L	5-6
2/28/99	(NR/#2)Tucson, Ariz.	L	1-3
2/2/01	(NR/#3)Tampa, Fla.	L	0-8
6/2/05	(#11/3)Oklahoma City, Okla.	W	1-0
6/4/06	(#5/3)Oklahoma City, Okla.	W	1-0
6/4/06	(#5/3)Oklahoma City, Okla.	L	0-6
6/1/07	(#1/4)Oklahoma City, Okla.	W	1-0
6/4/07	(#1/4)Oklahoma City, Okla.	W	3-0
6/5/07	(#1/4)Oklahoma City, Okla.	L	0-1 (10)
6/6/07	(#1/4)Oklahoma City, Okla.	L	0-5
6/3/10	(#16/3)Oklahoma City, Okla.	W	9-0 (5)
6/6/10	(#16/3)Oklahoma City, Okla.	L	0-8 (5)
6/6/10	(#16/3)Oklahoma City, Okla.	L	2-5

ARIZONA STATE (2-1)

2/12/98	(#25/23)Tempe, Ariz.	L	2-7
6/3/06	(#5/9)Oklahoma City, Okla.	W	3-1 (9)
2/11/12	(#14/1)Tempe, Ariz.	W	3-0

ARKANSAS (34-13)

at Knoxville: 18-2

at Fayetteville: 15-10

Biggest Win: 10 runs - 11-1 (6) on 4/29/11

Biggest Loss: 6 runs - 6-0 on 4/13/02

Longest Winning Streak: 9 games (2004-07, 2008-12)

Longest Losing Streak: 4 games (1999-2000)

Current Streak: Tennessee 1 game

4/27/97	Knoxville	W	8-0 (5)
4/27/97	Knoxville	W	9-2
4/26/98	Fayetteville, Ark.	L	3-5
4/26/98	Fayetteville, Ark.	L	0-2
5/8/98	Columbus, Ga.	W	2-1
4/27/99	Knoxville	W	3-0
4/27/99	Knoxville	W	9-1 (5)
5/15/99	(#24/NR)Columbus, Ga.	L	2-3 (10)
5/16/99	(#24/NR)Columbus, Ga.	L	1-3
4/28/00	Fayetteville, Ark.	L	1-2
4/28/00	Fayetteville, Ark.	L	3-5
4/14/01	Knoxville	W	4-2
4/14/01	Knoxville	L	0-3
4/15/01	Knoxville	W	4-2
4/13/02	Fayetteville, Ark.	L	0-6
4/13/02	Fayetteville, Ark.	W	8-2
4/14/02	Fayetteville, Ark.	L	0-4
4/5/03	Knoxville	W	1-0
4/5/03	Knoxville	W	9-2
4/6/03	Knoxville	W	2-0
4/3/04	(#12/NR)Fayetteville, Ark.	W	7-3

4/3/04	(#12/NR)Fayetteville, Ark.	L	3-6
4/4/04	(#12/NR)Fayetteville, Ark.	W	6-0
4/3/05	(#4/NR)Knoxville	W	6-0
4/3/05	(#4/NR)Knoxville	W	2-1
4/1/06	(#5/NR)Fayetteville, Ark.	W	5-0
4/1/06	(#5/NR)Fayetteville, Ark.	W	8-1
4/2/06	(#5/NR)Fayetteville, Ark.	W	6-0
3/24/07	(#1/NR)Knoxville	W	4-0
3/24/07	(#1/NR)Knoxville	W	1-0
3/25/07	(#1/NR)Knoxville	W	5-0
3/21/08	(#8/NR)Fayetteville, Ark.	L	2-5
3/21/08	(#8/NR)Fayetteville, Ark.	W	11-2
3/22/08	(#8/NR)Fayetteville, Ark.	W	4-2
3/25/09	(#9/NR)Knoxville	W	9-0 (5)
4/14/10	(#16/NR)Fayetteville, Ark.	W	3-1
4/14/10	(#16/NR)Fayetteville, Ark.	W	5-3
4/29/11	(#6/NR)Knoxville	W	11-1 (6)
4/30/11	(#6/NR)Knoxville	W	8-0 (5)
5/1/11	(#6/NR)Knoxville	W	9-1 (5)
3/16/12	(#11/NR)Fayetteville, Ark.	W	8-0 (5)
3/17/12	(#11/NR)Fayetteville, Ark.	L	1-4
3/18/12	(#11/NR)Fayetteville, Ark.	W	2-0
4/26/13	(#3/RV)Knoxville	L	1-2
3/14/14	(#4/RV)Fayetteville, Ark.	W	9-2
3/15/14	(#4/RV)Fayetteville, Ark.	L	4-5
3/16/14	(#4/RV)Fayetteville, Ark.	W	8-0 (6)

AUBURN**(33-18)****at Knoxville:** 18-7**at Auburn:** 12-10**Biggest Win:** 10 runs - 10-0 (5) on 4/21/07**Biggest Loss:** 13 - 18-5 on 3/25/00**Longest Winning Streak:** 9 games (2011-13)**Longest Losing Streak:** 2 games (2001, 2002, 2003, 2005, 2008)**Current Streak:** Tennessee 9 games

3/21/97	Auburn, Ala.	W	6-2
3/21/97	Auburn, Ala.	W	8-2
5/9/97	Columbus, Ga.	L	0-2
3/21/98	Knoxville	W	6-3
3/21/98	Knoxville	L	2-3
3/26/99	Auburn, Ala.	W	7-4
3/26/99	Auburn, Ala.	L	0-4
3/25/00	Knoxville	W	8-7 (9)
3/25/00	Knoxville	L	5-18
4/21/01	Auburn, Ala.	W	7-2
4/21/01	Auburn, Ala.	L	3-5
4/22/01	Auburn, Ala.	L	1-12 (5)
4/20/02	Knoxville	W	9-6
4/20/02	Knoxville	L	0-9
4/21/02	Knoxville	L	0-8
4/12/03	Auburn, Ala.	W	2-0
4/12/03	Auburn, Ala.	L	0-1 (11)
4/13/03	Auburn, Ala.	L	1-4
5/9/03	Plant City, Fla.	W	4-3 (9)
4/9/04	(#12/23)Knoxville	W	3-0
4/9/04	(#12/23)Knoxville	L	1-6
4/10/04	(#12/23)Knoxville	W	4-0
4/9/05	(#4/22)Auburn, Ala.	W	5-0
4/9/05	(#4/22)Auburn, Ala.	L	1-3
4/10/05	(#4/22)Auburn, Ala.	L	1-6
3/18/06	(#2/18)Knoxville	W	2-0
3/18/06	(#2/18)Knoxville	L	1-3
3/19/06	(#2/18)Knoxville	W	8-0 (5)
4/21/07	(#1/NR)Knoxville	W	10-0 (5)
4/21/07	(#1/NR)Knoxville	W	2-1 (8)
4/22/07	(#1/NR)Knoxville	W	5-1
3/29/08	(#9/NR)Auburn, Ala.	W	8-4

3/29/08	(#9/NR)Auburn, Ala.	L	0-1
3/30/08	(#9/NR)Auburn, Ala.	L	1-2 (8)
4/10/09	(#12/NR)Knoxville	W	5-2
4/11/09	(#12/NR)Knoxville	W	2-1 (11)
4/11/09	(#12/NR)Knoxville	W	3-2
4/10/10	(#17/NR)Auburn, Ala.	L	1-2
4/10/10	(#17/NR)Auburn, Ala.	W	2-1
4/11/10	(#17/NR)Auburn, Ala.	W	5-3
4/1/11	(#11/22)Knoxville	W	2-1 (10)
4/2/11	(#11/22)Knoxville	L	1-9
4/3/11	(#11/22)Knoxville	W	8-0 (6)
5/13/11	(#7/23)Oxford, Miss.	W	2-1
4/6/12	(#10/NR)Auburn, Ala.	W	9-1 (5)
4/7/12	(#10/NR)Auburn, Ala.	W	5-3 (10)
4/8/12	(#10/NR)Auburn, Ala.	W	6-2
5/10/12	(#5/NR)Tuscaloosa, Ala.	W	2-1
4/12/13	(#5/NR)Knoxville	W	5-3
4/13/13	(#5/NR)Knoxville	W	6-1
4/14/13	(#5/NR)Knoxville	W	6-0

AUSTIN PEAY**(17-0)**

3/24/96	Knoxville	W	5-1
2/13/02	Clarksville, Tenn.	W	9-0
2/13/02	Clarksville, Tenn.	W	4-0
3/26/03	Knoxville	W	7-3
3/26/03	Knoxville	W	4-0
3/24/04	(#12/NR)Knoxville	W	5-1
3/24/04	(#12/NR)Knoxville	W	2-0
3/8/05	(#5/NR)Knoxville	W	9-0 (5)
3/8/05	(#5/NR)Knoxville	W	13-0 (5)
4/19/05	(#6/NR)Clarksville, Tenn.	W	4-0
4/19/05	(#6/NR)Clarksville, Tenn.	W	5-1
4/11/06	(#5/NR)Knoxville	W	2-0
4/11/06	(#5/NR)Knoxville	W	5-2
3/4/07	(#1/NR)Chattanooga, Tenn.	W	2-0
4/22/08	(#13/NR)Knoxville	W	9-1 (5)
4/22/08	(#13/NR)Knoxville	W	14-1 (5)
3/17/10	(#17/NR)Knoxville	W	10-0 (5)

BALL STATE**(2-0)**

2/24/02	Atlanta, Ga.	W	4-2
5/21/10	(#16/NR)Knoxville	W	5-0

BAYLOR**(4-4)**

2/23/96	Lafayette, La.	L	0-1
2/24/96	Lafayette, La.	W	5-4
2/25/96	Lafayette, La.	W	9-8 (8)
2/16/97	Arlington, Texas	L	3-5
2/20/04	(#18/NR)Cathedral City, Calif.	W	2-0
2/27/04	(#13/NR)Waco, Texas	L	1-8
2/28/04	(#13/NR)Waco, Texas	L	1-5
2/12/05	(#14/17)Las Vegas, Nev.	W	4-0

BELMONT**(14-0)**

4/7/98	Nashville, Tenn.	W	10-0
4/7/98	Nashville, Tenn.	W	6-1
3/12/99	Knoxville	W	12-1 (5)
3/16/99	Knoxville	W	17-0 (5)
3/16/99	Knoxville	W	8-0 (5)
4/28/99	Nashville, Tenn.	W	6-0
4/28/99	Nashville, Tenn.	W	6-0
4/18/00	Knoxville	W	3-0
4/18/00	Knoxville	W	9-3
3/5/03	Knoxville	W	11-3 (6)
3/5/03	Knoxville	W	14-0 (5)
3/14/06	(#3/NR)Knoxville	W	8-0 (5)
3/14/06	(#3/NR)Knoxville	W	15-1 (5)
3/11/09	(#7/NR)Knoxville	W	15-0 (5)

ALL-TIME SERIES RESULTS

BETHUNE-COOKMAN (0-1)

2/9/02 St. Augustine, Fla. L 2-3

BINGHAMTON (1-0)

2/14/14 (#1/NR)Tampa, Fla. W 10-0 (5)

BOISE STATE (1-0)

2/18/11 (#3/NR)Las Vegas, Nev. W 15-1 (5)

BOSTON COLLEGE (3-0)

2/23/02 Atlanta, Ga. W 1-0

3/3/09 (#8/NR)Knoxville W 7-1

2/13/11 (#4/NR)DeLand, Fla. W 8-0 (5)

BOSTON UNIVERSITY (1-0)

2/14/04 Las Cruces, N.M. W 9-0 (5)

BOWLING GREEN (1-0)

2/27/09 (#9/NR)Knoxville W 18-0 (5)

BRADLEY (1-0)

2/20/10 (#22/NR)Las Cruces, N.M. W 12-2 (5)

BUFFALO (1-1)

2/28/03 Miami, Fla. L 2-8

3/9/06 (#3/NR)Clearwater, Fla. W 9-0 (5)

BYU (5-1)

2/6/04 Honolulu, Hawai'i W 11-6 (9)

2/21/08 (#5/NR)Knoxville W 8-2

2/7/09 (#12/NR)St. George, Utah W 4-0 (10)

2/25/11 (#8/25)Cathedral City, Calif. W 4-1

2/9/13 (#6/RV)St. George, Utah W 6-3

2/27/14 (#2/RV)San Diego, Calif. L 3-6

CALIFORNIA (0-4)

1/31/03 (NR/#3)Berkeley, Calif. L 4-8

2/1/03 (NR/#3)Berkeley, Calif. L 1-11 (5)

2/26/05 (#5/1)Cathedral City, Calif. L 3-7

2/10/12 (#14/4)Tempe, Ariz. L 5-13

CAL POLY (4-0)

2/17/06 (#4/NR)Las Vegas, Nev. W 10-0 (5)

2/9/08 (#6/NR)Cathedral City, Calif. W 8-0 (5)

2/21/09 (#9/NR)Cathedral City, Calif. W 8-6 (8)

2/18/11 (#3/NR)Las Vegas, Nev. W 11-2 (6)

CAL STATE FULLERTON (3-3)

3/27/97 Fullerton, Calif. L 4-8

3/27/97 Fullerton, Calif. L 8-11

5/20/99 (#24/NR)Seattle, Wash. L 1-12 (5)

2/21/07 (#1/NR)Fullerton, Calif. W 8-0 (5)

2/21/13 (#4/NR)Cathedral City, Calif. W 5-0

2/25/14 (#2/RV)Fullerton, Calif. W 8-4

CAL STATE NORTHRIDGE (3-1)

3/29/97 Northridge, Calif. W 4-0

3/29/97 Northridge, Calif. L 5-6

2/19/00 San Diego, Calif. W 7-4

2/18/07 (#1/NR)Las Vegas, Nev. W 9-0

CAMPBELL (3-0)

3/13/10 (#19/NR)Knoxville W 9-0 (5)

3/14/10 (#19/NR)Knoxville W 9-6

3/7/14 (#3/NR)Knoxville W 1-0

CENTENARY (3-0)

2/20/98 (#25/NR) Monroe, La. W 3-2 (9)

4/7/01 Knoxville W 9-2

4/8/01 Knoxville W 13-3 (5)

CHARLESTON SOUTHERN (4-0)

2/18/05 (#7/NR)Statesboro, Ga. W 9-0 (5)

3/1/13 (#7/NR)North Charleston, S.C. W 8-1

3/2/13 (#7/NR)North Charleston, S.C. W 10-3

5/16/14 (#9/NR)Knoxville W 12-3 (5)

CHARLOTTE (1-0)

2/29/08 (#4/NR)Columbus, Ga. W 8-4

CHATTANOOGA (3-2)

4/20/98 Chattanooga, Tenn. W 3-1 (8)

4/7/99 Chattanooga, Tenn. W 3-0

4/7/99 Chattanooga, Tenn. L 2-3

4/20/99 Knoxville L 2-3

4/20/99 Knoxville W 8-0 (5)

CLEVELAND STATE (2-0)

3/24/96 Knoxville W 2-0

2/21/10 (#22/NR)Las Cruces, N.M. W 12-8

COASTAL CAROLINA (7-0)

3/16/96 Knoxville W 23-0

2/26/00 Statesboro, Ga. W 3-0

2/10/06 (#3/NR)Conway, S.C. W 10-4

2/11/06 (#3/NR)Conway, S.C. W 8-0 (5)

2/9/07 (#2/NR)Chapel Hill, N.C. W 8-0 (5)

2/15/13 (#4/NR)Tampa, Fla. W 8-0 (6)

2/16/13 (#4/NR)Tampa, Fla. W 10-3

COLLEGE OF CHARLESTON (5-1)

3/6/05 (#5/NR)Summerville, S.C. W 4-0

5/21/05 (#11/NR)Knoxville W 4-0

5/22/05 (#11/NR)Knoxville W 2-0

2/11/07 (#2/NR)Chapel Hill, N.C. W 11-1 (5)

2/28/13 (#7/NR)Charleston, S.C. L 1-3

3/9/14 (#3/NR)Knoxville W 3-0

DARTMOUTH (1-0)

3/18/96 Ft. Myers, Fla. W 13-1

DEPAUL (2-0)

5/22/04 (#11/NR)Ann Arbor, Mich. W 4-0

2/4/05 (#14/NR)Clearwater, Fla. W 6-1

DETROIT MERCY (1-0)

2/15/98 (#25/NR)Phoenix, Ariz. W 10-2

DREXEL (1-0)

2/24/02 Atlanta, Ga. W 10-2 (6)

EAST CAROLINA (2-1)

3/10/00 Knoxville W 7-0

3/12/00 Knoxville L 2-3

2/16/02 Raleigh, N.C. W 8-1

EAST TENNESSEE STATE (15-0)

3/12/03 Knoxville W 8-0 (5)

3/12/03 Knoxville W 8-3

2/25/04 (#13/NR)Knoxville W 7-0

2/25/04 (#13/NR)Knoxville W 3-2

3/9/05 (#4/NR)Knoxville W 7-0

3/9/05 (#4/NR)Knoxville W 3-0

4/5/06 (#5/NR)Knoxville W 10-2 (5)

GENERAL

2015 PREVIEW

STAFF

PLAYERS

OPPONENTS

2014 REVIEW

HISTORY & RECORDS



4/5/06	(#5/NR)Knoxville	W	10-0 (5)
3/30/07	(#1/NR)Knoxville	W	13-3 (5)
3/30/07	(#1/NR)Knoxville	W	8-0 (5)
4/2/08	(#12/NR)Knoxville	W	4-3
4/2/08	(#12/NR)Knoxville	W	7-0
4/14/09	(#12/NR)Knoxville	W	5-0
2/15/11	(#3/NR)Knoxville	W	18-0 (5)
3/3/12	(#9/NR)Knoxville	W	8-0 (6)

EASTERN KENTUCKY (7-0)

3/10/96	Knoxville	W	2-1
3/27/96	Richmond, Ky.	W	4-2
3/27/96	Richmond, Ky.	W	9-0 (5)
4/19/97	Knoxville	W	1-0
3/7/99	Richmond, Ky.	W	10-2 (6)
3/12/00	Knoxville	W	11-7
3/27/13	(#6/NR)Knoxville	W	8-0 (5)

ELON (1-0)

2/25/00	Statesboro, Ga.	W	13-2
---------	-----------------	---	------

EVANSVILLE (1-0)

3/3/11	(#7/NR)Knoxville	W	6-0
--------	------------------	---	-----

FLORIDA (24-43)

at Knoxville: 14-15

at Gainesville: 6-24

Biggest Win: 17 runs - 18-1 (5) on 4/2/99**Biggest Loss:** 12 runs - 15-3 on 4/25/02**Longest Winning Streak:** 4 games (2004, 2013-14)**Longest Losing Streak:** 10 games (2007-10)**Current Streak:** Tennessee 4 games

3/11/97	Knoxville	W	1-0
3/11/97	Knoxville	L	2-3
3/12/97	Knoxville	W	3-2
3/12/97	Knoxville	L	5-6
5/10/97	Columbus, Ga.	L	1-2 (8)
3/27/98	Gainesville, Fla.	L	0-1 (10)
3/27/98	Gainesville, Fla.	L	5-9
3/28/98	Gainesville, Fla.	L	0-7
3/28/98	Gainesville, Fla.	L	3-5
4/2/99	Knoxville	W	8-0 (6)
4/2/99	Knoxville	W	18-1 (5)
4/3/99	Knoxville	L	2-8
4/3/99	Knoxville	W	8-7
5/13/99	(#24/NR)Columbus, Ga.	W	11-3 (5)
2/7/00	Gainesville, Fla.	L	0-2
4/7/00	Gainesville, Fla.	L	1-11 (5)
4/8/00	Gainesville, Fla.	L	4-9
4/8/00	Gainesville, Fla.	L	2-3
4/28/01	Gainesville, Fla.	L	0-3
4/28/01	Gainesville, Fla.	L	0-7
4/29/01	Gainesville, Fla.	W	6-3
4/25/02	Knoxville	L	3-15
4/25/02	Knoxville	L	6-7
4/26/02	Knoxville	L	2-13 (5)
4/18/03	(NR/#25)Gainesville, Fla.	L	0-1
4/18/03	(NR/#25)Gainesville, Fla.	L	0-2
4/19/03	(NR/#25)Gainesville, Fla.	L	0-1
4/17/04	(#11/15)Knoxville	W	4-1
4/17/04	(#11/15)Knoxville	W	3-0
4/18/04	(#11/15)Knoxville	W	1-0 (10)
5/14/04	(#11/23)Tuscaloosa, Ala.	W	7-5
4/16/05	(#6/17)Gainesville, Fla.	L	1-2
4/16/05	(#6/17)Gainesville, Fla.	L	0-1 (8)
4/17/05	(#6/17)Gainesville, Fla.	W	6-2
5/12/05	(#11/23)Gainesville, Fla.	W	4-0
4/8/06	(#5/24)Knoxville	L	4-6

4/9/06	(#5/24)Knoxville	L	0-2
4/9/06	(#5/24)Knoxville	W	8-0 (6)
5/11/06	(#5/NR)Athens, Ga.	W	6-0
3/10/07	(#1/19)Gainesville, Fla.	W	1-0 (10)
3/10/07	(#1/19)Gainesville, Fla.	L	0-4
3/11/07	(#1/19)Gainesville, Fla.	W	3-1
5/11/07	(#1/19)Auburn, Ala.	L	0-1
5/3/08	(#13/3)Knoxville	L	2-4
5/3/08	(#13/3)Knoxville	L	5-6 (11)
5/4/08	(#13/3)Knoxville	L	3-5
5/9/08	(#14/1)Baton Rouge, La.	L	1-6
3/21/09	(#6/1)Gainesville, Fla.	L	0-7
3/21/09	(#6/1)Gainesville, Fla.	L	0-7
3/22/09	(#6/1)Gainesville, Fla.	L	1-4
5/8/09	(#18/1)Knoxville	L	3-11 (5)
4/23/10	(#17/4)Knoxville	L	0-6
4/23/10	(#17/4)Knoxville	W	4-3
5/6/11	(#5/4)Gainesville, Fla.	L	3-4
5/7/11	(#5/4)Gainesville, Fla.	L	0-2
5/8/11	(#5/4)Gainesville, Fla.	L	2-7
3/9/12	(#9/3)Knoxville	W	1-0
3/10/12	(#9/3)Knoxville	L	2-5
3/11/12	(#9/3)Knoxville	L	0-1
5/11/12	(#5/7)Tuscaloosa, Ala.	L	1-2 (8)
3/15/13	(#6/3)Gainesville, Fla.	L	5-6 (8)
3/16/13	(#6/3)Gainesville, Fla.	W	3-1 (8)
3/17/13	(#6/3)Gainesville, Fla.	L	3-5 (8)
5/30/13	(#5/2)Oklahoma City, Okla.	W	9-2
3/28/14	(#3/4)Knoxville	W	9-2
3/30/14	(#3/4)Knoxville	W	7-6
3/30/14	(#3/4)Knoxville	W	5-2

FLORIDA GULF COAST (1-0)

2/16/08	(#4/NR)Tampa, Fla.	W	6-2
---------	--------------------	---	-----

FLORIDA A&M (5-0)

3/2/01	Statesboro, Ga.	W	6-2
2/8/02	St. Augustine, Fla.	W	8-0
3/1/03	Miami, Fla.	W	8-1
2/5/05	(#14/NR)Clearwater, Fla.	W	5-0
2/18/08	(#4/NR)Tampa, Fla.	W	5-1

FLORIDA ATLANTIC (3-2)

4/5/96	Birmingham, Ala.	W	9-0 (5)
2/21/97	Tampa, Fla.	W	5-0
2/23/97	Tampa, Fla.	W	5-0
2/4/01	Tampa, Fla.	L	0-3
2/1/02	Tampa, Fla.	L	0-1

FLORIDA INTERNATIONAL (2-0)

2/28/03	Miami, Fla.	W	3-2
2/16/07	(#1/NR)Las Vegas, Nev.	W	8-0 (5)

FLORIDA STATE (2-0)

2/24/06	(#2/NR)Columbus, Ga.	W	1-0
3/1/08	(#4/NR)Columbus, Ga.	W	8-5

FRESNO STATE (2-1)

3/7/98	(NR/#5)Fresno, Calif.	L	5-11
2/23/07	(#1/22)Cathedral City, Calif.	W	5-0
2/23/14	(#5/NR)Cathedral City, Calif.	W	5-4

FURMAN (9-0)

4/18/98	Knoxville	W	8-2
3/1/03	Miami, Fla.	W	12-5
3/2/03	Miami, Fla.	W	5-0
3/5/05	(#5/NR)Summerville, S.C.	W	11-0 (5)
5/18/07	(#1/NR)Knoxville	W	8-0 (6)

ALL-TIME SERIES RESULTS

3/5/11	(#7/NR)Knoxville	W	6-4
3/27/12	(#10/NR)Knoxville	W	1-0
3/27/12	(#10/NR)Knoxville	W	8-0 (6)
4/22/14	(#8/NR)Knoxville	W	8-0 (6)

GARDNER-WEBB (3-0)

3/27/04	(#12/NR)Knoxville	W	5-0
3/28/04	(#12/NR)Knoxville	W	1-0
2/5/05	(#14/NR)Clearwater, Fla.	W	8-0 (6)

GEORGIA (34-29)

at Knoxville: 13-15

at Athens: 16-12

Biggest Win: 12 runs - 12-0 (5) on 4/29/06

Biggest Loss: 9 runs - 12-3 on 4/27/03

Longest Winning Streak: 7 games (2007-08)

Longest Losing Streak: 5 games (1999-2000, 2002-03)

Current Streak: Tennessee 4 games

3/15/97	Athens, Ga.	W	7-0
3/15/97	Athens, Ga.	W	4-0
3/16/97	Athens, Ga.	W	11-2 (5)
3/16/97	Athens, Ga.	W	3-1
3/13/98	Knoxville	W	5-3
3/13/98	Knoxville	L	4-5 (8)
3/14/98	Knoxville	L	1-3 (8)
3/14/98	Knoxville	W	4-1
3/19/99	Athens, Ga.	L	2-3
3/19/99	Athens, Ga.	L	2-3
3/20/99	Athens, Ga.	L	4-5
3/20/99	Athens, Ga.	L	8-9
3/17/00	Knoxville	L	6-8
3/17/00	Knoxville	W	6-2
3/18/00	Knoxville	W	8-1
3/18/00	Knoxville	L	2-10
5/5/01	Knoxville	L	2-9
5/5/01	Knoxville	W	6-3
5/6/01	Knoxville	L	0-2
3/13/02	(NR/#21)Athens, Ga.	W	4-0
3/13/02	(NR/#21)Athens, Ga.	L	1-9 (5)
3/14/02	(NR/#21)Athens, Ga.	L	3-6
4/26/03	(NR/#10)Knoxville	L	2-6
4/26/03	(NR/#10)Knoxville	L	3-4
4/27/03	(NR/#10)Knoxville	L	3-12
5/10/03	(NR/#7)Plant City, Fla.	W	5-3 (8)
4/24/04	(#11/9)Athens, Ga.	L	4-5 (10)
4/24/04	(#11/9)Athens, Ga.	L	1-8
4/25/04	(#11/9)Athens, Ga.	W	6-3
5/15/04	(#11/10)Tuscaloosa, Ala.	L	0-4 (10)
4/23/05	(#9/13)Knoxville	L	1-4
4/23/05	(#9/13)Knoxville	W	3-1
4/24/05	(#9/13)Knoxville	L	6-9
5/13/05	(#11/8)Gainesville, Fla.	L	3-5
4/29/06	(#4/9)Athens, Ga.	L	3-5
4/29/06	(#4/9)Athens, Ga.	W	12-0 (5)
4/30/06	(#4/9)Athens, Ga.	L	6-7
4/7/07	(#1/NR)Athens, Ga.	W	10-0 (5)
4/7/07	(#1/NR)Athens, Ga.	W	3-1
4/8/07	(#1/NR)Athens, Ga.	W	5-1
4/5/08	(#12/14)Knoxville	W	6-4
4/5/08	(#12/14)Knoxville	W	9-0 (6)
4/6/08	(#12/14)Knoxville	W	5-1
5/8/08	(#14/25)Baton Rouge, La.	W	5-2
4/25/09	(#16/8)Athens, Ga.	L	0-1
4/25/09	(#16/8)Athens, Ga.	L	2-6
4/26/09	(#16/8)Athens, Ga.	W	6-3
3/20/10	(#17/9)Knoxville	W	5-4
3/20/10	(#17/9)Knoxville	L	6-10
3/21/10	(#17/9)Knoxville	L	6-7 (8)

5/13/10	(#16/9)Fayetteville, Ark.	W	6-4
6/4/10	(#16/9)Oklahoma City, Okla.	W	7-5
4/6/11	(#9/2)Athens, Ga.	W	5-1
4/6/11	(#9/2)Athens, Ga.	W	9-4
5/14/11	(#7/8)Oxford, Miss.	W	6-5 (8)
4/4/12	(#10/9)Knoxville	L	1-3 (11)
4/4/12	(#10/9)Knoxville	W	2-1
5/26/12	(#6/10)Knoxville	W	3-2
5/27/12	(#6/10)Knoxville	L	0-1
5/27/12	(#6/10)Knoxville	W	2-1
4/5/13	(#6/RV)Athens, Ga.	W	10-3
4/6/13	(#6/RV)Athens, Ga.	W	9-2
4/7/13	(#6/RV)Athens, Ga.	W	6-1

GEORGIA SOUTHERN (10-0)

4/19/96	Chattanooga, Tenn.	W	8-2
2/26/00	Statesboro, Ga.	W	2-0
3/16/04	(#13/NR)Knoxville	W	7-0
2/19/05	(#7/NR)Statesboro, Ga.	W	5-0
3/5/11	(#7/NR)Knoxville	W	8-0 (5)
3/6/11	(#7/NR)Knoxville	W	10-2 (5)
3/13/12	(#11/NR)Knoxville	W	7-0
3/13/12	(#11/NR)Knoxville	W	9-0 (5)
2/8/14	(#1/NR)Statesboro, Ga.	W	1-0
3/9/14	(#3/NR)Knoxville	W	2-0

GEORGIA STATE (1-0)

2/23/02	Atlanta, Ga.	W	4-3 (8)
---------	--------------	---	---------

GEORGIA TECH (4-1)

4/6/96	Birmingham, Ala.	L	4-5
4/7/96	Birmingham, Ala.	W	5-0
2/20/99	Tampa, Fla.	W	13-8
5/21/11	(#5/19)Knoxville	W	7-0
2/24/12	(#14/20)Clearwater, Fla.	W	9-0

HAWAII' (7-2)

2/26/99	(NR/#17)Tucson, Ariz.	W	5-2
2/2/01	Tampa, Fla.	L	0-5
2/7/04	Honolulu, Hawaii'i	W	2-0
2/8/04	Honolulu, Hawaii'i	W	4-1
2/19/06	(#4/NR)Las Vegas, Nev.	W	13-1
5/25/07	(#1/12)Knoxville	W	9-0 (5)
5/26/07	(#1/12)Knoxville	L	6-9
5/26/07	(#1/12)Knoxville	W	7-1
2/20/09	(#9/NR)Cathedral City, Calif.	W	3-2

HOFSTRA (4-0)

3/11/06	(#3/NR)Clearwater, Fla.	W	5-0
2/16/08	(#4/NR)Tampa, Fla.	W	6-1
2/29/08	(#4/NR)Columbus, Ga.	W	5-2
2/25/12	(#10/NR)Clearwater, Fla.	W	3-2

HOLY CROSS (1-0)

3/7/14	(#3/NR)Knoxville	W	5-0
--------	------------------	---	-----

IDAHO (1-0)

2/8/13	(#6/NR)St. George, Utah	W	14-2 (5)
--------	-------------------------	---	----------

ILLINOIS (4-0)

2/16/01	Raleigh, N.C.	W	4-0
2/17/07	(#1/NR)Las Vegas, Nev.	W	5-0
2/17/12	(#14/NR)Austin, Texas	W	10-7
2/15/14	(#1/NR)Tampa, Fla.	W	10-0

ILLINOIS-CHICAGO (5-1)

5/20/04	(#11/NR)Ann Arbor, Mich.	W	10-0 (5)
5/22/04	(#11/NR)Ann Arbor, Mich.	L	5-6

GENERAL

2015 PREVIEW

STAFF

PLAYERS

OPPONENTS

2014 REVIEW

HISTORY & RECORDS



2/18/05	(#7/NR)Statesboro, Ga.	W	2-0
2/20/05	(#7/NR)Statesboro, Ga.	W	8-0 (5)
3/10/06	(#3/NR)Clearwater, Fla.	W	2-0
3/2/07	(#1/NR)Chattanooga, Tenn.	W	2-0

ILLINOIS STATE (5-0)

2/10/06	(#3/NR)Conway, S.C.	W	1-0 (8)
3/1/08	(#4/NR)Columbus, Ga.	W	5-2
3/6/10	(#20/NR)Knoxville	W	6-5
3/7/10	(#20/NR)Knoxville	W	8-4
2/25/12	(#10/NR)Clearwater, Fla.	W	6-0

INDIANA (4-0)

3/7/98	Fresno, Calif.	W	4-2
3/14/99	Knoxville	W	7-1 (6)
3/15/99	Knoxville	W	3-0
3/15/99	Knoxville	W	4-1

INDIANA STATE (0-1)

3/23/96	Knoxville	L	0-1
---------	-----------	---	-----

IOWA (3-1)

2/24/02	(NR/#16)Atlanta, Ga.	L	1-13 (5)
2/24/06	(#2/25)Columbus, Ga.	W	11-2 (5)
3/17/11	(#11/NR)Knoxville	W	7-3
3/18/11	(#11/NR)Knoxville	W	2-0

JACKSONVILLE (2-0)

2/8/03	St. Augustine, Fla.	W	10-2 (5)
2/8/03	St. Augustine, Fla.	W	6-1

JACKSONVILLE STATE (1-2)

4/19/97	Knoxville	W	4-2
5/17/09	(#18/NR)Knoxville	L	1-6
5/17/09	(#18/NR)Knoxville	L	1-2

JAMES MADISON (2-0)

2/27/09	(#9/NR)Knoxville	W	3-1
5/15/09	(#18/NR)Knoxville	W	4-3

KANSAS (3-2)

3/6/98	(NR/#22)Fresno, Calif.	W	2-0
2/19/99	Tampa, Fla.	L	1-3
3/10/00	Knoxville	L	5-6
2/18/06	(#4/NR)Las Vegas, Nev.	W	13-1 (5)
2/14/09	(#11/NR)Orlando, Fla.	W	4-2 (8)

KENTUCKY (37-14)

at Knoxville: 17-5

at Lexington: 18-8

Biggest Win: 12 runs - 12-0 on 4/14/07, 14-2 (5) on 4/8/09**Biggest Loss:** 9 runs - 10-1 (5) on 5/2/00**Longest Winning Streak:** 10 games (1997-99)**Longest Losing Streak:** 4 games (2000)**Current Streak:** Kentucky 1 game

5/2/97	Knoxville	W	3-1
5/3/97	Knoxville	W	8-0 (6)
5/3/97	Knoxville	W	9-4
5/1/98	Lexington, Ky.	W	6-1
5/1/98	Lexington, Ky.	W	11-1 (5)
5/2/98	Lexington, Ky.	W	5-3
5/2/98	Lexington, Ky.	W	11-2 (5)
5/8/99	Knoxville	W	4-0
5/8/99	Knoxville	W	3-2
5/9/99	(#24/NR)Knoxville	W	7-0
5/9/99	(#24/NR)Knoxville	L	7-9
3/4/00	Bristol, Tenn.	W	7-3
5/2/00	Lexington, Ky.	L	0-2

5/2/00	Lexington, Ky.	L	1-10 (5)
5/3/00	Lexington, Ky.	L	2-10 (6)
5/3/00	Lexington, Ky.	L	0-4
3/21/01	Knoxville	W	4-2
3/21/01	Knoxville	L	4-7
4/9/03	Knoxville	W	8-0 (5)
4/9/03	Knoxville	W	6-4
3/9/04	(#13/NR)Lexington, Ky.	W	3-2
3/10/04	(#13/NR)Lexington, Ky.	W	4-1
3/10/04	(#13/NR)Lexington, Ky.	W	1-0
3/29/05	(#4/NR)Knoxville	W	5-0
3/29/05	(#4/NR)Knoxville	L	1-2 (8)
3/30/05	(#4/NR)Knoxville	W	3-1
3/29/06	(#5/NR)Lexington, Ky.	W	8-0 (5)
3/29/06	(#5/NR)Lexington, Ky.	W	4-0
3/30/06	(#5/NR)Lexington, Ky.	W	8-0
4/14/07	(#1/NR)Lexington, Ky.	W	12-0
4/15/07	(#1/NR)Lexington, Ky.	W	8-2
4/15/07	(#1/NR)Lexington, Ky.	W	9-4
3/15/08	(#6/NR)Knoxville	L	0-2 (8)
3/16/08	(#6/NR)Knoxville	W	5-1
3/16/08	(#6/NR)Knoxville	W	2-0
4/8/09	(#12/NR)Lexington, Ky.	W	14-2 (5)
4/8/09	(#12/NR)Lexington, Ky.	L	5-6
3/23/10	(#17/NR)Knoxville	W	4-3 (10)
3/23/10	(#17/NR)Knoxville	W	7-1
3/11/11	(#7/NR)Lexington, Ky.	L	6-9
3/12/11	(#7/NR)Lexington, Ky.	W	10-0
3/13/11	(#7/NR)Lexington, Ky.	L	4-5 (10)
5/12/11	(#7/22)Oxford, Miss.	W	4-1
3/30/12	(#10/NR)Knoxville	L	3-5
3/31/12	(#10/NR)Knoxville	W	8-0 (5)
4/1/12	(#10/NR)Knoxville	W	4-2
3/29/13	(#6/21)Lexington, Ky.	W	6-0
4/25/14	(#8/9)Lexington, Ky.	W	6-3
4/26/14	(#8/9)Lexington, Ky.	L	2-5
4/27/14	(#8/9)Lexington, Ky.	W	9-2
5/8/14	(#7/16)Columbia, S.C.	L	0-2

KENT STATE (0-2)

3/6/99	Richmond, Ky.	L	4-5
3/7/99	Richmond, Ky.	L	0-1

LEMOYNE (N.Y.) (1-0)

3/18/96	Ft. Myers, Fla.	W	30-0
---------	-----------------	---	------

LIBERTY (16-0)

2/17/01	Raleigh, N.C.	W	2-0
3/28/03	Knoxville	W	3-1 (8)
3/29/03	Knoxville	W	2-1
3/29/03	Knoxville	W	9-1 (5)
3/26/04	(#12/NR)Knoxville	W	1-0
3/22/05	(#6/NR)Lynchburg, Va.	W	8-1
3/22/05	(#6/NR)Lynchburg, Va.	W	12-0 (5)
3/23/06	(#2/NR)Knoxville	W	8-0 (6)
3/23/06	(#2/NR)Knoxville	W	9-1 (5)
3/26/07	(#1/NR)Knoxville	W	5-1
3/26/07	(#1/NR)Knoxville	W	4-0
4/8/08	(#11/NR)Knoxville	W	8-2
4/8/08	(#11/NR)Knoxville	W	7-1
2/24/09	(#9/NR)Knoxville	W	11-1 (5)
3/14/10	(#19/NR)Knoxville	W	10-0 (5)
5/20/11	(#5/NR)Knoxville	W	8-0 (5)

LIPSCOMB (9-0)

3/11/03	Knoxville	W	11-0 (5)
3/11/03	Knoxville	W	3-0
4/29/03	Nashville, Tenn.	W	5-0
4/29/03	Nashville, Tenn.	W	6-2 (5)

ALL-TIME SERIES RESULTS

2/28/04	(#13/NR)Waco, Texas	W	6-0
3/25/08	(#9/NR)Knoxville	W	8-0 (5)
3/25/08	(#9/NR)Knoxville	W	4-1
2/26/13	(#7/NR)Knoxville	W	6-0
5/17/14	(#9/NR)Knoxville	W	2-0

LONG BEACH STATE (3-1)

3/26/97	(NR/#10)Long Beach, Calif.	L	0-2
3/26/97	(NR/#10)Long Beach, Calif.	W	1-0
2/26/05	(#5/23)Cathedral City, Calif.	W	8-0
2/21/13	(#4/NR)Cathedral City, Calif.	W	7-0

LONG ISLAND (2-0)

2/15/02	Raleigh, N.C.	W	2-1
2/17/02	Raleigh, N.C.	W	4-3

LONGWOOD (2-0)

3/6/05	(#5/NR)Summerville, S.C.	W	8-0 (5)
5/17/13	(#5/NR)Knoxville	W	9-0 (5)

LOUISIANA-LAFAYETTE (3-3)

2/24/96	(NR/#4)Lafayette, La.	L	3-7
2/25/96	(NR/#4)Lafayette, La.	L	0-11 (5)
4/23/98	Lafayette, La.	L	1-9 (5)
4/23/98	Lafayette, La.	W	12-7
4/23/99	(NR/#4)Knoxville	W	9-8
4/24/99	(NR/#4)Knoxville	W	1-0

LOUISIANA-MONROE (4-1)

2/21/98	(#25/NR)Monroe, La.	L	5-8
2/21/03	Las Vegas, Nev.	W	5-3
2/22/03	Las Vegas, Nev.	W	3-2
2/23/08	(#5/NR)Knoxville	W	4-0
3/4/11	(#7/NR)Knoxville	W	3-1

LSU (26-22-1)

at Knoxville: 14-7

at Baton Rouge: 11-13-1

Biggest Win: 11 runs - 11-0 on 4/16/11

Biggest Loss: 9 runs - 10-1 (6) on 4/24/98, 9-0 (5) on 3/18/01

Longest Winning Streak: 7 games (2010-12)

Longest Losing Streak: 7 games (1999-2002)

Current Streak: Tennessee 1 game

4/25/97	Knoxville	W	6-2
4/25/97	Knoxville	L	2-3
4/24/98	(NR/#10)Baton Rouge, La.	L	0-8 (5)
4/24/98	(NR/#10)Baton Rouge, La.	L	1-10 (6)
5/9/98	(NR/#12)Columbus, Ga.	L	1-8
4/30/99	(NR/#7)Knoxville	W	3-2
4/30/99	(NR/#7)Knoxville	L	0-5
4/30/00	(NR/#7)Baton Rouge, La.	L	0-4
4/30/00	(NR/#7)Baton Rouge, La.	L	2-8
3/17/01	(NR/#8)Baton Rouge, La.	L	0-5
3/17/01	(NR/#8)Baton Rouge, La.	L	1-2 (8)
3/18/01	(NR/#8)Baton Rouge, La.	L	0-9 (5)
3/16/02	(NR/#4)Knoxville	L	0-5
3/16/02	(NR/#4)Knoxville	W	4-2
3/8/03	(NR/#7)Baton Rouge, La.	L	0-4
3/8/03	(NR/#7)Baton Rouge, La.	W	3-2
3/9/03	(NR/#7)Baton Rouge, La.	L	1-6
5/8/03	(NR/#12)Plant City, Fla.	L	0-1 (9)
3/7/04	(#13/3)Knoxville	L	1-2
3/7/04	(#13/3)Knoxville	W	4-0
5/7/05	(#10/NR)Baton Rouge, La.	W	1-0 (9)
5/7/05	(#10/NR)Baton Rouge, La.	W	3-0
5/8/05	(#10/NR)Baton Rouge, La.	W	2-0 (9)
5/6/06	(#6/11)Knoxville	W	4-0
5/6/06	(#6/11)Knoxville	W	10-1 (5)

5/7/06	(#6/11)Knoxville	L	0-4
5/13/06	(#5/12)Athens, Ga.	W	3-0
4/28/07	(#1/6)Baton Rouge, La.	W	2-1
4/28/07	(#1/6)Baton Rouge, La.	L	1-5
4/29/07	(#1/6)Baton Rouge, La.	L	2-3
4/19/08	(#11/14)Knoxville	W	8-0 (5)
4/19/08	(#11/14)Knoxville	L	2-8
4/20/08	(#11/14)Knoxville	W	5-4
4/4/09	(#13/18)Baton Rouge, La.	W	2-1
4/4/09	(#13/18)Baton Rouge, La.	W	7-4
4/5/09	(#13/18)Baton Rouge, La.	T	3-3
5/7/09	(#18/20)Knoxville	W	6-5
5/8/10	(#18/16)Knoxville	W	6-5
5/8/10	(#18/16)Knoxville	L	0-3
5/9/10	(#18/16)Knoxville	W	6-1
4/15/11	(#6/21)Baton Rouge, La.	W	6-0
4/16/11	(#6/21)Baton Rouge, La.	W	11-0
4/17/11	(#6/21)Baton Rouge, La.	W	7-2
4/13/12	(#10/22)Knoxville	W	2-0
4/14/12	(#10/22)Knoxville	W	4-2
4/15/12	(#10/22)Knoxville	W	10-2 (6)
4/4/14	(#2/RV)Baton Rouge, La.	L	4-7
4/5/14	(#2/RV)Baton Rouge, La.	L	4-8
4/6/14	(#2/RV)Baton Rouge, La.	W	9-0 (6)

LOUISIANA TECH (2-1)

2/21/98	(#25/NR)Monroe, La.	L	2-4
2/27/04	(#13/NR)Waco, Texas	W	9-1 (6)
2/28/04	(#13/NR)Waco, Texas	W	1-0 (9)

LOUISVILLE (5-0)

2/6/05	(#14/NR)Clearwater, Fla.	W	4-0
5/21/06	(#5/18)Knoxville	W	8-1
5/17/08	(#14/NR)Knoxville	W	8-1
5/23/10	(#16/NR)Knoxville	W	3-1 (9)
5/2/12	(#7/9)Knoxville	W	8-1

LOYOLA MARYMOUNT (3-2)

3/25/97	Los Angeles, Calif.	L	1-2
3/25/97	Los Angeles, Calif.	L	1-2
2/22/07	(#1/NR)Cathedral City, Calif.	W	8-0 (5)
2/19/09	(#9/NR)Cathedral City, Calif.	W	5-0
2/25/11	(#8/NR)Cathedral City, Calif.	W	7-2

MAINE (1-0)

3/29/96	Marietta, Ga.	W	5-1
---------	---------------	---	-----

MARIST (2-0)

3/15/96	Ft. Myers, Fla.	W	8-0
3/16/96	Ft. Myers, Fla.	W	8-3 (6)

MARSHALL (4-1)

3/1/97	Knoxville	W	9-2
3/2/97	Knoxville	L	2-3
2/28/98	Knoxville	W	7-2
4/27/05	(#11/NR)Knoxville	W	3-0
4/27/05	(#11/NR)Knoxville	W	5-1

MARYLAND (1-1)

3/29/96	Marietta, Ga.	W	6-3
2/5/00	Tampa, Fla.	L	0-4

MASSACHUSETTS (3-0)

3/12/06	(#3/NR)Clearwater, Fla.	W	20-0 (5)
2/20/09	(#9/23)Cathedral City, Calif.	W	6-1
2/26/12	(#10/NR)Clearwater, Fla.	W	5-0

GENERAL

2015 PREVIEW

STAFF

PLAYERS

OPPONENTS

2014 REVIEW

HISTORY & RECORDS



MEMPHIS**(4-0)**

4/10/07	(#1/NR)Knoxville	W	4-1
3/3/12	(#9/NR)Knoxville	W	7-0
4/17/12	(#8/NR)Knoxville	W	5-0
4/17/12	(#8/NR)Knoxville	W	3-2

MERCER**(1-1)**

3/30/96	Marietta, Ga.	L	3-5
2/19/05	(#7/NR)Statesboro, Ga.	W	12-0 (5)

MIAMI (OHIO)**(5-1)**

2/21/97	Tampa, Fla.	W	1-0
2/22/97	Tampa, Fla.	W	3-0
2/19/99	Tampa, Fla.	W	8-0 (5)
5/20/05	(#11/NR)Knoxville	W	9-0 (5)
5/18/12	(#5/NR)Knoxville	L	0-1
5/19/12	(#5/NR)Knoxville	W	8-0 (6)

MICHIGAN**(5-3)**

3/23/96	(NR/#10)Knoxville	L	0-4
6/5/05	(#11/1)Oklahoma City, Okla.	W	2-0 (11)
6/6/05	(#11/1)Oklahoma City, Okla.	L	2-3
5/27/06	(#5/13)Knoxville	W	5-3
5/28/06	(#5/13)Knoxville	L	1-5
5/28/06	(#5/13)Knoxville	W	1-0
5/27/10	(#16/2)Ann Arbor, Mich.	W	5-0
5/28/10	(#16/2)Ann Arbor, Mich.	W	4-3

MICHIGAN STATE**(3-0)**

2/24/07	(#1/NR)Cathedral City, Calif.	W	3-0
2/11/11	(#4/NR)DeLand, Fla.	W	11-2 (5)
2/13/11	(#4/NR)DeLand, Fla.	W	14-0 (5)

MIDDLE TENNESSEE**(18-1)**

4/10/96	Murfreesboro, Tenn.	W	9-0 (6)
4/10/96	Murfreesboro, Tenn.	W	9-1 (5)
4/27/96	Knoxville	W	10-6 (6)
4/28/96	Knoxville	W	9-1 (5)
3/1/97	Knoxville	W	23-0 (5)
3/2/97	Knoxville	W	17-1 (5)
3/8/97	Murfreesboro, Tenn.	W	5-0
3/8/97	Murfreesboro, Tenn.	W	10-3
4/14/98	Murfreesboro, Tenn.	W	6-5 (8)
4/14/98	Murfreesboro, Tenn.	W	7-3
3/23/99	Knoxville	W	4-2
3/23/99	Knoxville	W	7-0
2/25/00	Statesboro, Ga.	W	4-1
3/22/00	Murfreesboro, Tenn.	W	5-2
3/22/00	Murfreesboro, Tenn.	L	1-2
3/18/09	(#6/NR)Knoxville	W	6-5
3/31/10	(#16/NR)Knoxville	W	9-1 (5)
3/4/12	(#9/NR)Knoxville	W	6-3
3/18/14	(#4/NR)Columbia, Tenn.	W	9-8

MINNESOTA**(0-1)**

2/17/02	Raleigh, N.C.	L	1-2
---------	---------------	---	-----

MISSISSIPPI**(42-7)****at Knoxville:** 21-1**at Oxford:** 18-6**Biggest Win:** 10 runs - 10-0 (5) on 4/10/98, 15-5 (5) on 4/16/99, 15-5 (6) on 4/20/13**Biggest Loss:** 4 runs - 4-0 (10) on 3/11/01**Longest Winning Streak:** 14 games (2010-14)**Longest Losing Streak:** 2 games (2009)**Current Streak:** Tennessee 14 games

4/12/97	Knoxville	W	6-1
4/12/97	Knoxville	W	11-3 (5)

2/20/98	(#25/NR)Monroe, La.	W	8-0
4/10/98	Oxford, Miss.	W	7-4
4/10/98	Oxford, Miss.	W	10-0 (5)
4/16/99	Knoxville	W	15-5 (5)
4/16/99	Knoxville	W	4-1
4/15/00	Oxford, Miss.	L	1-4
4/15/00	Oxford, Miss.	W	1-0
3/10/01	Oxford, Miss.	W	3-1
3/10/01	Oxford, Miss.	W	4-2
3/11/01	Oxford, Miss.	L	0-4 (10)
3/9/02	Knoxville	W	7-4
3/10/02	Knoxville	W	5-1
3/10/02	Knoxville	W	9-0 (6)
5/3/03	Oxford, Miss.	L	6-7
5/3/03	Oxford, Miss.	W	12-2
5/4/03	Oxford, Miss.	W	7-2
5/1/04	(#12/NR)Knoxville	W	8-0 (5)
5/1/04	(#12/NR)Knoxville	W	4-0
4/30/05	(#11/NR)Oxford, Miss.	W	4-0
4/30/05	(#11/NR)Oxford, Miss.	W	3-1
5/1/05	(#11/NR)Oxford, Miss.	W	9-0 (5)
4/15/06	(#6/NR)Knoxville	W	4-0
4/15/06	(#6/NR)Knoxville	W	9-3
4/16/06	(#6/NR)Knoxville	W	3-1
3/14/07	(#1/NR)Oxford, Miss.	W	1-0
3/14/07	(#1/NR)Oxford, Miss.	L	4-5
5/10/07	(#1/NR)Auburn, Ala.	W	6-0
2/17/08	(#4/NR)Tampa, Fla.	W	2-0
4/16/08	(#11/NR)Knoxville	L	0-1
4/16/08	(#11/NR)Knoxville	W	6-2
4/18/09	(#12/NR)Oxford, Miss.	W	5-2
4/18/09	(#12/NR)Oxford, Miss.	L	1-4
4/19/09	(#12/NR)Oxford, Miss.	L	6-7
3/27/10	(#17/NR)Knoxville	W	4-2
3/27/10	(#17/NR)Knoxville	W	6-3
4/8/11	(#9/NR)Oxford, Miss.	W	7-1
4/9/11	(#9/NR)Oxford, Miss.	W	10-3
4/10/11	(#9/NR)Oxford, Miss.	W	9-0 (5)
4/27/12	(#7/NR)Knoxville	W	5-1
4/28/12	(#7/NR)Knoxville	W	9-0 (5)
4/29/12	(#7/NR)Knoxville	W	2-1
4/19/13	(#5/NR)Oxford, Miss.	W	12-4 (5)
4/20/13	(#5/NR)Oxford, Miss.	W	15-5 (6)
4/21/13	(#5/NR)Oxford, Miss.	W	9-1 (5)
5/2/14	(#8/NR)Knoxville	W	11-6
5/3/14	(#8/NR)Knoxville	W	5-3
5/4/14	(#8/NR)Knoxville	W	5-1

MISSISSIPPI STATE**(31-17)****at Knoxville:** 15-10**at Starkville:** 14-6**Biggest Win:** 14 runs - 16-2 (5) on 3/23/03**Biggest Loss:** 9 runs - 13-4 on 3/31/01**Longest Winning Streak:** 10 games (2005-07)**Longest Losing Streak:** 5 games (2000-01)**Current Streak:** Mississippi State 1 game

4/13/97	Knoxville	L	4-5 (8)
4/13/97	Knoxville	W	11-0 (5)
4/11/98	Starkville, Miss.	L	0-3
4/11/98	Starkville, Miss.	W	3-2
4/18/99	Knoxville	W	9-1 (6)
4/18/99	Knoxville	W	11-7
5/14/99	(#24/NR)Columbus, Ga.	W	4-2
4/14/00	(NR/#20)Starkville, Miss.	L	1-6
4/14/00	(NR/#20)Starkville, Miss.	L	1-3
3/31/01	Knoxville	L	4-13
3/31/01	Knoxville	L	1-3
4/1/01	Knoxville	L	1-7

ALL-TIME SERIES RESULTS

3/29/02	Starkville, Miss.	W	2-0
3/29/02	Starkville, Miss.	L	1-8
3/22/03	Knoxville	W	8-0 (5)
3/22/03	Knoxville	L	7-11
3/23/03	Knoxville	W	16-2 (5)
3/20/04	(#14/NR)Starkville, Miss.	W	10-1
3/20/04	(#14/NR)Starkville, Miss.	W	6-3
3/21/04	(#14/NR)Starkville, Miss.	W	5-3 (8)
5/13/04	(#11/NR)Tuscaloosa, Ala.	L	2-8
3/19/05	(#6/NR)Knoxville	W	1-0
3/19/05	(#6/NR)Knoxville	W	8-4
3/20/05	(#6/NR)Knoxville	W	3-1
5/14/05	(#11/NR)Gainesville, Fla.	W	3-0
4/22/06	(#4/NR)Starkville, Miss.	W	2-1
4/22/06	(#4/NR)Starkville, Miss.	W	3-1
4/23/06	(#4/NR)Starkville, Miss.	W	10-0 (5)
3/17/07	(#1/NR)Knoxville	W	3-0
3/17/07	(#1/NR)Knoxville	W	2-1
3/18/07	(#1/NR)Knoxville	W	5-1
4/26/08	(#13/NR)Starkville, Miss.	L	1-2
4/26/08	(#13/NR)Starkville, Miss.	W	8-6
3/28/09	(#9/NR)Knoxville	L	4-5
3/28/09	(#9/NR)Knoxville	W	8-0 (5)
3/29/09	(#9/NR)Knoxville	L	6-10
3/9/10	(#19/NR)Starkville, Miss.	W	8-4
3/9/10	(#19/NR)Starkville, Miss.	L	4-5
3/10/10	(#19/NR)Starkville, Miss.	W	10-4
4/21/11	(#6/NR)Knoxville	W	2-0
4/22/11	(#6/NR)Knoxville	W	8-0 (6)
4/23/11	(#6/NR)Knoxville	L	2-3
3/23/12	(#12/NR)Starkville, Miss.	W	8-0 (5)
3/24/12	(#12/NR)Starkville, Miss.	W	10-3
3/25/12	(#12/NR)Starkville, Miss.	W	8-0 (5)
4/18/14	(#4/RV)Knoxville	L	0-2
4/19/14	(#4/RV)Knoxville	W	11-5
4/20/14	(#4/RV)Knoxville	L	7-11

MISSOURI (1-3)

at Knoxville: N/A

at Columbia: 1-2

Biggest Win: 9 runs - 10-1 (5) on 5/4/13

Biggest Loss: 4 runs - 12-8 (6) on 5/5/13

Longest Winning Streak: 1 game (2013)

Longest Losing Streak: 2 games (2013)

Current Streak: Missouri 2 games

5/4/13	(#4/11)Columbia, Mo.	L	0-2
5/4/13	(#4/11)Columbia, Mo.	W	10-1 (5)
5/5/13	(#4/11)Columbia, Mo.	L	8-12 (6)
5/11/13	(#4/8)Lexington, Ky.	L	0-3

MISSOURI STATE (3-1)

3/21/96	Knoxville	L	3-13
3/21/96	Knoxville	W	9-1
3/23/96	Knoxville	W	6-2
2/14/04	Las Cruces, N.M.	W	8-0 (5)

MOREHEAD STATE (4-0)

3/22/96	Knoxville	W	9-7 (5)
4/18/97	Knoxville	W	8-0
3/2/02	Charlottesville, Va.	W	3-0
3/5/05	(#5/NR)Summerville, S.C.	W	8-0 (6)

MURRAY STATE (2-0)

3/4/12	(#9/NR)Knoxville	W	8-0 (5)
3/13/13	(#6/NR)Knoxville	W	7-0

NEBRASKA (4-0)

2/12/05	(#14/18)Las Vegas, Nev.	W	5-0
3/2/08	(#4/NR)Columbus, Ga.	W	9-0 (6)

5/16/09	(#18/NR)Knoxville	W	5-2
2/22/14	(#2/11)Cathedral City, Calif.	W	5-3

NEW MEXICO STATE (3-0)

2/14/04	Las Cruces, N.M.	W	16-3
2/15/04	Las Cruces, N.M.	W	7-1
2/23/10	(#21/NR)Las Cruces, N.M.	W	10-1 (5)

NIAGARA (1-0)

3/16/96	Ft. Myers, Fla.	W	11-0
---------	-----------------	---	------

NICHOLLS STATE (0-2)

4/6/96	Birmingham, Ala.	L	0-2
4/7/96	Birmingham, Ala.	L	2-4

NORTH CAROLINA (3-1)

2/17/01	Raleigh, N.C.	L	0-13 (6)
2/18/01	Raleigh, N.C.	W	1-0
2/10/07	(#2/NR)Chapel Hill, N.C.	W	2-1 (8)
5/19/07	(#1/NR)Knoxville	W	2-0

NORTH CAROLINA A&T (4-0)

4/12/96	Knoxville	W	8-0
4/12/96	Knoxville	W	14-2 (5)
4/13/96	Knoxville	W	19-2 (5)
3/5/05	(#5/NR)Summerville, S.C.	W	19-0 (5)

NORTH CAROLINA STATE (5-0)

3/9/06	(#3/NR)Clearwater, Fla.	W	9-0
2/15/13	(#4/NR)Tampa, Fla.	W	7-0
2/17/13	(#4/NR)Tampa, Fla.	W	8-2
5/18/13	(#5/NR)Knoxville	W	1-0 (11)
5/19/13	(#5/NR)Knoxville	W	7-0

UNC GREENSBORO (2-0)

4/18/97	Knoxville	W	9-1 (6)
4/20/97	Knoxville	W	15-1 (5)

UNC WILMINGTON (3-0)

2/15/02	Raleigh, N.C.	W	12-0 (5)
3/1/13	(#7/NR)North Charleston, S.C.	W	9-1 (5)
3/2/13	(#7/NR)North Charleston, S.C.	W	9-0 (5)

NORTHERN COLORADO (4-0)

3/4/05	(#5/NR)Summerville, S.C.	W	12-0 (6)
2/5/09	(#12/NR)St. George, Utah	W	10-0 (5)
2/7/14	(#1/NR)Statesboro, Ga.	W	8-0 (5)
2/8/14	(#1/NR)Statesboro, Ga.	W	8-3

NORTH FLORIDA (1-0)

2/13/09	(#11/NR)Orlando, Fla.	W	3-0
---------	-----------------------	---	-----

NORTHWESTERN (4-6)

3/1/98	Knoxville	L	1-3
2/5/00	Tampa, Fla.	W	7-6
2/2/02	Tampa, Fla.	W	3-2 (8)
2/2/02	Tampa, Fla.	L	2-5
3/4/06	(#3/16)Fullerton, Calif.	W	3-2
6/2/06	(#5/11)Oklahoma City, Okla.	L	0-2
6/3/07	(#1/6)Oklahoma City, Okla.	W	3-0
3/7/09	(#8/16)Oklahoma City, Okla.	L	3-7
3/8/09	(#8/16)Oklahoma City, Okla.	L	3-11 (6)
2/22/13	(#4/NR)Cathedral City, Calif.	L	2-3

NORTHWESTERN STATE (LA.) (2-1)

3/1/96	Lafayette, La.	W	11-3
3/2/96	Tucson, Ariz.	W	8-0
3/3/96	Tucson, Ariz.	L	0-2

GENERAL

2015 PREVIEW

STAFF

PLAYERS

OPPONENTS

2014 REVIEW

HISTORY & RECORDS



NOTRE DAME		(0-3)	
2/20/99	Tampa, Fla.	L	0-5
3/4/00	Bristol, Tenn.	L	0-4
2/27/05	(#5/NR)Cathedral City, Calif.	L	2-5

OAKLAND (MICH.)		(2-0)	
3/2/07	(#1/NR)Chattanooga, Tenn.	W	7-0
2/9/14	(#1/NR)Statesboro, Ga.	W	14-3

OHIO		(3-0)	
3/1/97	Knoxville	W	8-0 (6)
3/5/10	(#20/NR)Knoxville	W	6-0
3/7/10	(#20/NR)Knoxville	W	5-1

OHIO STATE		(1-0)	
2/27/10	(#21/16)Cathedral City, Calif.	W	3-0

OKLAHOMA		(4-4)	
3/6/09	(#8/6)Norman, Okla.	W	4-1
3/7/09	(#8/6)Oklahoma City, Okla.	W	6-5 (8)
2/14/10	(#16/11)Clermont, Fla.	W	4-2
6/4/13	(#5/1)Oklahoma City, Okla.	L	3-5 (12)
6/5/13	(#5/1)Oklahoma City, Okla.	L	0-4
5/23/14	(#9/12) Norman, Okla.	L	1-8
5/24/14	(#9/12) Norman, Okla.	W	4-0
5/25/14	(#9/12) Norman, Okla.	L	2-8

OKLAHOMA STATE		(1-2)	
2/24/07	(#1/NR)Cathedral City, Calif.	W	8-0 (5)
5/21/11	(#5/22)Knoxville	L	1-6
5/22/11	(#5/22)Knoxville	L	5-6

OREGON		(2-2)	
2/14/98	(#25/NR)Phoenix, Ariz.	L	2-4
2/17/06	(#4/18)Las Vegas, Nev.	W	1-0
2/9/08	(#6/20)Cathedral City, Calif.	W	5-0
6/2/12	(#6/5)Oklahoma City, Okla.	L	1-3

OREGON STATE		(5-4)	
2/10/01	(NR/#16)Corpus Christi, Texas	L	0-6
2/11/01	(NR/#16)Corpus Christi, Texas	L	0-3
2/7/04	Honolulu, Hawaii	L	0-2
2/8/04	Honolulu, Hawaii	W	2-0
5/21/04	(#11/20)Ann Arbor, Mich.	L	0-4
2/25/05	(#5/22)Cathedral City, Calif.	W	1-0
2/10/08	(#6/18)Cathedral City, Calif.	W	8-1
2/21/09	(#9/NR)Cathedral City, Calif.	W	4-0
2/22/14	(#2/NR)Cathedral City, Calif.	W	5-1

PACIFIC		(1-3)	
2/25/01	Stockton, Calif.	L	0-5
2/25/01	Stockton, Calif.	L	1-7
2/25/05	(#5/NR)Cathedral City, Calif.	W	14-0 (5)
2/25/10	(#21/NR)Cathedral City, Calif.	L	3-4

PENN STATE		(1-0)	
2/10/07	(#2/NR)Chapel Hill, N.C.	W	9-1 (5)

PITTSBURGH		(2-0)	
3/2/01	Statesboro, Ga.	W	5-2
2/14/14	(#1/NR)Tampa, Fla.	W	5-0

PRESBYTERIAN		(2-0)	
4/17/10	(#16/NR)Knoxville	W	9-1 (5)
4/17/10	(#16/NR)Knoxville	W	9-1 (6)

PRINCETON		(1-1)	
3/20/03	Knoxville	L	0-6
3/20/03	Knoxville	W	11-5

PROVIDENCE		(0-1)	
3/4/05	(#5/NR)Summerville, S.C.	L	0-1

PURDUE		(2-1)	
3/7/96	Knoxville	W	10-7
3/10/96	Knoxville	L	4-5 (6)
2/18/06	(#4/NR)Las Vegas, Nev.	W	12-3 (5)

RADFORD		(7-0)	
4/20/00	Knoxville	W	10-1 (5)
4/20/00	Knoxville	W	13-5 (6)
4/21/00	Knoxville	W	10-2 (5)
4/23/00	Knoxville	W	4-3
4/21/04	(#11/NR)Bristol, Tenn.	W	11-2 (5)
4/19/11	(#6/NR)Knoxville	W	9-1 (5)
4/10/12	(#10/NR)Knoxville	W	8-2

RHODE ISLAND		(1-0)	
2/16/01	Raleigh, N.C.	W	12-0 (5)

RIDER		(1-0)	
3/1/02	Charlottesville, Va.	W	10-0 (5)

SACRAMENTO STATE		(2-0)	
2/18/00	San Diego, Calif.	W	4-2
2/17/07	(#1/NR)Las Vegas, Nev.	W	9-2

SAINT LOUIS		(4-0)	
4/26/96	Knoxville	W	12-2 (5)
4/26/96	Knoxville	W	4-0
4/27/96	Knoxville	W	12-5 (6)
4/28/96	Knoxville	W	4-0

SAINT MARY'S		(3-1)	
2/22/01	Moraga, Calif.	L	0-1
2/22/01	Moraga, Calif.	W	2-0
2/5/04	Honolulu, Hawaii	W	8-0 (6)
2/21/10	(#22/NR)Las Cruces, N.M.	W	11-2 (5)

SAMFORD		(8-2)	
4/4/96	Birmingham, Ala.	W	2-0
4/4/96	Birmingham, Ala.	W	15-3 (6)
4/6/96	Birmingham, Ala.	W	10-2
4/7/96	Birmingham, Ala.	W	8-3
4/16/96	Knoxville	W	15-2 (5)
4/16/96	Knoxville	W	18-7 (5)
4/22/00	Knoxville	L	2-10 (6)
4/23/00	Knoxville	L	2-3
4/28/02	Knoxville	W	5-3
4/28/02	Knoxville	W	1-0

SAM HOUSTON STATE		(1-0)	
2/15/97	Arlington, Texas	W	11-1

SAN DIEGO STATE		(3-0)	
2/24/11	(#8/NR)Cathedral City, Calif.	W	11-3 (6)
2/11/12	(#14/NR)Tempe, Ariz.	W	6-5
2/27/14	(#2/NR)San Diego, Calif.	W	3-1

SAN JOSE STATE		(3-1)	
1/31/03	Berkeley, Calif.	L	1-3
2/1/03	Berkeley, Calif.	W	5-3
2/13/04	Las Cruces, N.M.	W	9-3
2/7/09	(#12/NR)St. George, Utah	W	16-0 (5)

SANTA CLARA		(0-2)	
2/21/01	Santa Clara, Calif.	L	0-1 (8)
2/21/01	Santa Clara, Calif.	L	0-1

ALL-TIME SERIES RESULTS

SETON HALL (2-0)

3/15/96	Ft. Myers, Fla.	W	7-3
3/16/96	Ft. Myers, Fla.	W	3-1

SOUTH CAROLINA (35-15)

at Knoxville: 19-7

at Columbia: 15-8

Biggest Win: 12 runs - 16-4 (5) on 4/1/00, 12-0 (5) on 3/15/05

Biggest Loss: 8 runs - 9-1 (5) on 4/1/03

Longest Winning Streak: 28 games (2003-2014)

Longest Losing Streak: 7 games (2001-03)

Current Streak: Tennessee 28 games

4/5/97	(NR/#4) Columbia, S.C.	L	0-1
4/5/97	(NR/#4) Columbia, S.C.	L	0-1 (10)
4/6/97	(NR/#4) Columbia, S.C.	W	6-1
4/6/97	(NR/#4) Columbia, S.C.	L	0-1
4/4/98	Knoxville	L	2-3
4/4/98	Knoxville	W	2-1
4/5/98	Knoxville	L	2-6
4/5/98	Knoxville	W	3-2
4/9/99	(NR/#9) Columbia, S.C.	L	1-2
4/9/99	(NR/#9) Columbia, S.C.	W	5-4
4/10/99	(NR/#9) Columbia, S.C.	W	8-0 (5)
4/10/99	(NR/#9) Columbia, S.C.	W	4-1
3/31/00	(NR/#18) Knoxville	L	2-7
4/1/00	(NR/#18) Knoxville	L	2-4
4/1/00	(NR/#18) Knoxville	W	16-4 (5)
4/3/01	(NR/#19) Columbia, S.C.	L	0-1 (8)
4/3/01	(NR/#19) Columbia, S.C.	L	0-4
4/4/01	(NR/#19) Columbia, S.C.	L	0-1 (8)
4/2/02	Knoxville	L	4-5
4/2/02	Knoxville	L	2-8 (9)
4/3/02	Knoxville	L	3-4
4/1/03	(NR/#15) Columbia, S.C.	L	1-9 (5)
4/1/03	(NR/#15) Columbia, S.C.	W	2-0 (8)
4/2/03	(NR/#15) Columbia, S.C.	W	1-0
3/30/04	(#12/15) Knoxville	W	1-0
3/30/04	(#12/15) Knoxville	W	3-2
3/31/04	(#12/23) Knoxville	W	5-1
3/15/05	(#14/NR) Columbia, S.C.	W	9-1 (6)
3/15/05	(#14/NR) Columbia, S.C.	W	12-0 (5)
4/18/06	(#6/NR) Knoxville	W	7-0
4/18/06	(#6/NR) Knoxville	W	5-3
4/19/06	(#6/NR) Knoxville	W	3-0
3/21/07	(#1/NR) Knoxville	W	2-0
3/21/07	(#1/NR) Knoxville	W	1-0
3/19/08	(#8/NR) Columbia, S.C.	W	2-0 (9)
3/15/09	(#7/NR) Knoxville	W	8-1
3/15/09	(#7/NR) Knoxville	W	9-2
4/2/10	(#16/NR) Columbia, S.C.	W	9-1 (5)
4/3/10	(#16/NR) Columbia, S.C.	W	3-1
4/3/10	(#16/NR) Columbia, S.C.	W	8-0 (5)
3/25/11	(#11/NR) Knoxville	W	4-2 (8)
3/26/11	(#11/NR) Knoxville	W	10-3
3/27/11	(#11/NR) Knoxville	W	5-4
4/20/12	(8/NR) Columbia, S.C.	W	8-0 (5)
4/21/12	(8/NR) Columbia, S.C.	W	4-2
4/22/12	(8/NR) Columbia, S.C.	W	6-3
5/9/13	(#4/NR) Lexington, Ky.	W	5-0
3/21/14	(#4/NR) Knoxville	W	11-2 (5)
3/22/14	(#4/NR) Knoxville	W	5-4
3/23/14	(#4/NR) Knoxville	W	6-5

SOUTH DAKOTA (1-0)

2/9/13	(#6/NR) St. George, Utah	W	5-0
--------	--------------------------	---	-----

SOUTHERN ILLINOIS (0-1)

2/20/98	(#25/NR) Monroe, La.	L	6-7
---------	----------------------	---	-----

SOUTHERN ILLINOIS-EDWARDSVILLE (1-0)

2/19/11	(#3/NR) Las Vegas, Nev.	W	12-2 (5)
---------	-------------------------	---	----------

SOUTHERN MISSISSIPPI (1-1)

4/24/99	(NR/#15) Knoxville	L	1-4
4/25/99	(NR/#15) Knoxville	W	7-5

SOUTHERN UTAH (2-0)

2/22/11	(#8/NR) Las Vegas, Nev.	W	10-1 (5)
2/7/13	(#6/NR) St. George, Utah	W	18-3 (5)

STANFORD (3-5)

3/24/97	Cypress, Calif.	L	1-4
3/24/97	Cypress, Calif.	L	0-8 (5)
2/18/00	(NR/#21) San Diego, Calif.	L	0-9 (5)
5/27/05	(#11/4) Palo Alto, Calif.	W	2-0
5/28/05	(#11/4) Palo Alto, Calif.	W	6-0
2/25/10	(#21/10) Cathedral City, Calif.	L	7-8
2/20/11	(#3/19) Las Vegas, Nev.	L	0-5
2/23/14	(#2/13) Cathedral City, Calif.	W	3-1

STEPHEN F. AUSTIN (2-0)

4/6/01	Knoxville	W	8-6
4/7/01	Knoxville	W	5-4

STETSON (6-0)

3/26/98	DeLand, Fla.	W	5-0
3/26/98	DeLand, Fla.	W	6-0
2/8/02	St. Augustine, Fla.	W	2-0
2/10/02	St. Augustine, Fla.	W	2-0
2/7/03	St. Augustine, Fla.	W	2-1
2/12/11	(#4/NR) DeLand, Fla.	W	11-0 (5)

SYRACUSE (2-1)

2/22/03	Las Vegas, Nev.	L	0-3
2/23/03	Las Vegas, Nev.	W	4-2
2/26/10	(#21/NR) Cathedral City, Calif.	W	8-6

TEMPLE (1-0)

3/10/06	(#3/NR) Clearwater, Fla.	W	14-0 (5)
---------	--------------------------	---	----------

TENNESSEE-MARTIN (1-0)

4/17/98	Knoxville	W	8-0
---------	-----------	---	-----

TENNESSEE STATE (11-0)

4/23/96	Knoxville	W	16-0 (5)
4/23/96	Knoxville	W	10-0 (5)
2/19/02	Nashville, Tenn.	W	13-0 (5)
2/19/02	Nashville, Tenn.	W	9-1 (5)
3/6/02	Knoxville	W	22-0 (5)
3/6/02	Knoxville	W	8-0 (6)
3/12/08	(#6/NR) Knoxville	W	9-1 (5)
3/12/08	(#6/NR) Knoxville	W	4-1
3/15/11	(#11/NR) Nashville, Tenn.	W	16-2 (6)
4/25/12	(#7/NR) Knoxville	W	5-0
4/2/13	(#6/NR) Knoxville	W	19-1 (5)

TENNESSEE TECH (18-0)

4/14/96	Knoxville	W	9-2 (6)
4/26/00	Cookeville, Tenn.	W	4-0
4/26/00	Cookeville, Tenn.	W	4-1
5/6/00	Knoxville	W	3-2
5/6/00	Knoxville	W	7-3
3/27/04	(#12/NR) Knoxville	W	2-0
3/28/04	(#12/NR) Knoxville	W	2-0
4/5/05	(#4/NR) Cookeville, Tenn.	W	1-0
4/5/05	(#4/NR) Cookeville, Tenn.	W	3-0
3/12/06	(#3/NR) Clearwater, Fla.	W	8-0 (6)

GENERAL

2015 PREVIEW

STAFF

PLAYERS

OPPONENTS

2014 REVIEW

HISTORY & RECORDS



HISTORY & RECORDS

5/19/06	(#5/NR)Knoxville	W	6-4
3/3/07	(#1/NR)Chattanooga, Tenn.	W	4-0
4/3/07	(#1/NR)Knoxville	W	12-0 (5)
3/5/08	(#4/NR)Knoxville	W	1-0
3/13/10	(#19/NR)Knoxville	W	11-2 (5)
4/20/10	(#17/NR)Cookeville, Tenn.	W	10-0 (6)
4/10/13	(#5/NR)Knoxville	W	12-3 (5)
4/8/14	(#4/NR)Knoxville	W	13-5 (5)

TEXAS (2-2)

2/14/98	(#25/NR)Phoenix, Ariz.	L	2-3
3/6/10	(#20/15)Knoxville	W	3-2
2/19/12	(#14/#13)Austin, Texas	L	2-3 (9)
6/3/13	(#5/6)Oklahoma City, Okla.	W	2-1

TEXAS A&M (5-0)

at Knoxville: 3-0

at College Station: 2-1

Biggest Win: 13 runs - 15-2 (5) on 4/12/14

Biggest Loss: 3 runs - 4-1 on 4/11/14

Longest Winning Streak: 5 games (1997-2013)

Longest Losing Streak: 1 game (2014)

Current Streak: Tennessee 2 games

2/16/97	Arlington, Texas	W	5-0
5/31/07	(#1/7)Oklahoma City, Okla.	W	2-0
3/22/13	(#8/5)Knoxville	W	8-6
3/23/13	(#8/5)Knoxville	W	8-6
3/24/13	(#8/5)Knoxville	W	5-4
4/11/14	(#4/21)College Station, Texas	L	1-4
4/12/14	(#4/21)College Station, Texas	W	15-2 (5)
4/13/14	(#4/21)College Station, Texas	W	5-3

TEXAS A&M-CORPUS CHRISTI (2-0)

2/9/01	Corpus Christi, Texas	W	7-1
2/11/01	Corpus Christi, Texas	W	7-2

TEXAS-ARLINGTON (2-0)

2/14/97	Arlington, Texas	W	2-1 (9)
2/13/09	(#11/NR)Orlando, Fla.	W	6-1

TEXAS-SAN ANTONIO (1-0)

2/24/96	Lafayette, La.	W	2-1
---------	----------------	---	-----

TEXAS STATE (1-2)

2/15/97	Arlington, Texas	W	6-3
2/9/01	Corpus Christi, Texas	L	3-4
2/10/01	Corpus Christi, Texas	L	0-2

TEXAS TECH (3-0)

2/15/97	Arlington, Texas	W	3-0
3/4/06	(#3/NR)Fullerton, Calif.	W	4-0
2/10/12	(#14/NR)Tempe, Ariz.	W	1-0

TOLEDO (1-0)

3/3/07	(#1/NR)Chattanooga, Tenn.	W	9-1 (6)
--------	---------------------------	---	---------

TROY (1-0)

4/5/96	Birmingham, Ala.	W	3-1
--------	------------------	---	-----

TULSA (0-1)

2/21/98	(#25/NR)Monroe, La.	L	2-5
---------	---------------------	---	-----

UAB (2-0)

2/6/04	Honolulu, Hawaii	W	9-1 (5)
5/19/12	(#5/NR)Knoxville	W	8-0 (5)

UC DAVIS (3-0)

3/3/06	(#3/NR)Fullerton, Calif.	W	7-0
--------	--------------------------	---	-----

ALL-TIME SERIES RESULTS

2/18/07	(#1/NR)Las Vegas, Nev.	W	10-0 (5)
2/8/08	(#6/NR)Cathedral City, Calif.	W	5-2

UCF (2-2)

2/9/02	St. Augustine, Fla.	L	2-4 (8)
2/4/05	(#14/NR)Clearwater, Fla.	W	4-0
2/14/09	(#11/NR)Orlando, Fla.	W	1-0 (8)
2/13/10	(#16/NR)Clermont, Fla.	L	3-6

UCLA (4-7)

3/6/98	Fresno, Calif.	W	3-2 (8)
2/4/00	(NR/#1)Tampa, Fla.	L	0-10 (5)
2/6/00	(NR/#1)Tampa, Fla.	L	0-6
2/19/00	(NR/#1)San Diego, Calif.	L	1-12 (5)
2/20/04	(#18/1)Cathedral City, Calif.	L	0-3
6/3/05	(#11/12)Oklahoma City, Okla.	L	1-3
6/1/06	(#5/1)Oklahoma City, Okla.	W	4-3
2/23/07	(#1/12)Cathedral City, Calif.	W	6-1
2/13/10	(#16/8)Clermont, Fla.	L	1-11 (6)
2/26/11	(#8/2)Cathedral City, Calif.	W	7-1
2/22/13	(#4/16)Cathedral City, Calif.	L	0-2

UCSB (3-0)

2/24/11	(#8/NR)Cathedral City, Calif.	W	2-0
2/9/12	(#14/NR)Tempe, Ariz.	W	7-0
2/23/13	(#4/NR)Cathedral City, Calif.	W	5-0

UMKC (0-1)

2/7/03	St. Augustine, Fla.	L	1-5
--------	---------------------	---	-----

UNLV (1-1)

2/21/03	Las Vegas, Nev.	W	3-0
2/19/11	(#3/NR)Las Vegas, Nev.	L	3-4

USF (9-8-1)

2/22/97	(NR/#16)Tampa, Fla.	L	0-7
2/23/97	(NR/#16)Tampa, Fla.	L	0-2
4/19/97	(NR/#14)Knoxville	L	2-3
4/20/97	(NR/#14)Knoxville	W	3-2
3/25/98	(NR/#9)Tampa, Fla.	L	0-6
3/25/98	(NR/#9)Tampa, Fla.	L	0-8 (5)
2/21/99	(NR/#6)Tampa, Fla.	L	0-3
2/27/99	(NR/#6)Tucson, Ariz.	W	1-0
2/27/99	(NR/#6)Tucson, Ariz.	W	10-7
4/23/99	(NR/#21)Knoxville	W	9-8 (8)
4/25/99	(NR/#21)Knoxville	L	2-5
2/4/00	Tampa, Fla.	W	5-4
2/1/02	(NR/#25)Tampa, Fla.	W	4-3
2/3/02	(NR/#25)Tampa, Fla.	T	4-4 (8)
3/11/06	(#3/NR)Clearwater, Fla.	W	8-0 (6)
2/17/08	(#4/NR)Tampa, Fla.	L	1-4
2/16/13	(#4/12)Tampa, Fla.	W	11-0
2/15/14	(#1/RV)Tampa, Fla.	W	3-2

UTAH (1-1)

2/13/98	(#25/18)Phoenix, Ariz.	L	3-6 (8)
2/21/04	(#18/NR)Cathedral City, Calif.	W	4-1

UTAH STATE (3-0)

2/8/08	(#6/NR)Cathedral City, Calif.	W	8-0 (5)
2/6/09	(#12/NR)St. George, Utah	W	11-3 (6)
2/8/13	(#6/NR)St. George, Utah	W	10-0 (5)

UTEP (2-0)

3/26/04	(#12/NR)Knoxville	W	5-0
4/1/09	(#13/NR)Knoxville	W	3-2



VALPARAISO (1-0)

3/2/13 (#7/NR)North Charleston, S.C. W 5-0

VILLANOVA (3-0)

3/15/96 Ft. Myers, Fla. W 6-5
3/6/05 (#5/NR)Summerville, S.C. W 4-0
2/15/09 Orlando, Fla. W 9-4

VIRGINIA (7-2)

2/18/01 Raleigh, N.C. W 4-1
4/6/01 Knoxville L 1-2
4/8/01 Knoxville W 3-1
2/17/02 Raleigh, N.C. W 3-1
3/2/02 Charlottesville, Va. L 0-2
3/24/05 (#4/NR)Charlottesville, Va. W 10-0
2/22/08 (#5/NR)Knoxville W 8-0 (5)
2/24/08 (#5/NR)Knoxville W 5-1
5/22/10 (#16/NR)Knoxville W 11-2

VIRGINIA TECH (10-7)

4/30/97 Bristol, Tenn. W 17-0 (5)
4/30/97 Bristol, Tenn. W 12-2 (5)
4/15/98 Bristol, Tenn. W 8-0 (6)
4/15/98 Bristol, Tenn. W 11-0
4/14/99 Bristol, Tenn. L 1-3
3/5/00 Bristol, Tenn. L 0-1
4/18/01 Bristol, Tenn. L 2-4
4/17/02 Bristol, Tenn. L 0-6
4/23/03 Bristol, Tenn. L 0-1
4/21/04 (#11/NR)Bristol, Tenn. W 1-0 (9)
5/20/06 (#5/NR)Knoxville W 9-1 (5)
5/17/08 (#14/17)Knoxville L 0-4
5/18/08 (#14/17)Knoxville W 7-1
5/18/08 (#14/17)Knoxville L 2-4
5/20/12 (#5/NR)Knoxville W 2-1
5/20/12 (#5/NR)Knoxville W 10-2
5/17/13 (#9/NR)Knoxville W 12-3 (5)

WAGNER (1-0)

2/23/08 Knoxville W 14-0 (5)

WASHINGTON (3-2)

2/15/98 (#25/3)Phoenix, Ariz. W 2-1
5/21/99 (#24/6)Seattle, Wash. L 1-12 (5)
2/13/05 (#14/11)Las Vegas, Nev. W 2-1
2/6/09 (#12/21)St. George, Utah L 1-2
6/1/13 (#5/11)Oklahoma City, Okla. W 1-0

WEBER STATE (1-0)

2/20/10 (#22/NR)Las Cruces, N.M. W 21-2 (5)

WESTERN CAROLINA (6-0)

4/9/08 (#11/NR)Knoxville W 11-0 (5)
4/9/08 (#11/NR)Knoxville W 11-3 (5)
4/8/10 (#17/NR)Knoxville W 14-0 (5)
4/8/10 (#17/NR)Knoxville W 11-0 (5)
4/1/13 (#6/NR)Knoxville W 11-2 (5)
3/11/14 (#4/NR)Knoxville W 15-0 (5)

WESTERN KENTUCKY (5-1)

4/21/00 Knoxville W 3-1
4/22/00 Knoxville W 9-3
3/28/03 Knoxville W 8-0 (5)
3/28/07 (#1/NR)Knoxville W 6-0
3/28/07 (#1/NR)Knoxville W 2-0
3/8/14 (#3/NR)Knoxville L 2-3

WESTERN MICHIGAN (1-0)

2/12/12 (#14/NR)Tempe, Ariz. W 9-6

WINGATE (N.C.) (2-0)

4/2/96 Knoxville W 10-0 (5)
4/2/96 Knoxville W 18-2 (5)

WINTHROP (4-1)

4/13/96 Knoxville W 3-2
5/20/07 (#1/NR)Knoxville W 7-0
5/16/08 (#14/NR)Knoxville W 3-0
2/24/12 (#10/NR)Clearwater, Fla. L 1-2
3/12/13 (#6/NR)Knoxville W 8-0 (5)

WISCONSIN-GREEN BAY (1-0)

2/27/98 Knoxville W 5-0

WRIGHT STATE (8-0)

3/9/96 Knoxville W 8-3 (5)
3/1/98 Knoxville W 4-3
3/7/99 Richmond, Ky. W 14-2 (5)
3/12/99 Knoxville W 12-6 (5)
3/14/99 Knoxville W 12-4 (6)
2/16/14 (#1/NR)Tampa, Fla. W 10-2 (5)
3/5/14 (#3/NR)Knoxville W 9-0 (6)
3/5/14 (#3/NR)Knoxville W 8-0 (6)

YOUNGSTOWN STATE (1-0)







2/28/98 Knoxville W 17-0



1996-2015

YEARS OF
TENNESSEE SOFTBALL





2015

TENNESSEE SOFTBALL SCHEDULE

DATE	OPPONENT	SITE	TIME	TV/VIDEO
Feb. 7	1-vs. Ohio	Kennesaw, Ga.	10 a.m.	
Feb. 7	1-vs. Dayton	Kennesaw, Ga.	5:30 p.m.	
Feb. 8	1-at Kennesaw State	Kennesaw, Ga.	3 p.m.	
Feb. 8	1-vs. Northern Kentucky	Kennesaw, Ga.	3 p.m.	
Feb. 13	2-vs. Fordham	Tampa, Fla.	11:15 a.m.	
Feb. 13	2-vs. Florida Gulf Coast	Tampa, Fla.	1:30 p.m.	
Feb. 14	2-at USF	Tampa, Fla.	3:45 p.m.	GoUSFBulls.com
Feb. 14	2-vs. Detroit	Tampa, Fla.	6 p.m.	
Feb. 15	2-vs. St. John's	Tampa, Fla.	9 a.m.	
Feb. 19	3-vs. Notre Dame	Cathedral City, Calif.	1 p.m.	
Feb. 19	3-vs. Florida State	Cathedral City, Calif.	3:30 p.m.	
Feb. 20	3-vs. California	Cathedral City, Calif.	3:30 p.m.	
Feb. 21	3-vs. Utah	Cathedral City, Calif.	1 p.m.	
Feb. 21	3-vs. Nebraska	Cathedral City, Calif.	3:30 p.m.	
Feb. 24	GEORGIA TECH	Knoxville, Tenn.	4 p.m.	SEC Network +
Feb. 27	4-MURRAY STATE	Knoxville, Tenn.	3 p.m.	SEC Network +
Feb. 27	4-FURMAN	Knoxville, Tenn.	4:30 p.m.	SEC Network +
Feb. 28	4-BRADLEY	Knoxville, Tenn.	12:30 p.m.	
Feb. 28	4-Semifinal	Knoxville, Tenn.	3 p.m./5:30 p.m.	SEC Network +
March 1	4-3rd Place/Championship	Knoxville, Tenn.	11 a.m./1:30 p.m.	SEC Network +
March 3	at Virginia Tech	Blacksburg, Va.	4 p.m.	ESPN3
March 5	5-INDIANA STATE	Knoxville, Tenn.	5 p.m.	
March 6	5-NORTH DAKOTA STATE	Knoxville, Tenn.	4:30 p.m.	
March 7	5-NORTHERN IOWA	Knoxville, Tenn.	11:30 a.m.	SEC Network +
March 7	5-BYU	Knoxville, Tenn.	2 p.m.	SEC Network +
March 8	5-PURDUE	Knoxville, Tenn.	12:30 p.m.	SEC Network +
March 10	ILLINOIS STATE	Knoxville, Tenn.	6 p.m.	
March 13	● at South Carolina	Columbia, S.C.	6 p.m.	SEC Network +
March 14	● at South Carolina	Columbia, S.C.	2 p.m.	SEC Network +
March 15	● at South Carolina	Columbia, S.C.	1 p.m.	SEC Network +
March 17	WESTERN KENTUCKY	Knoxville, Tenn.	6 p.m.	
March 20	● MISSOURI	Knoxville, Tenn.	6:30 p.m.	SEC Network +
March 21	● MISSOURI	Knoxville, Tenn.	8:30 p.m.	SEC Network
March 22	● MISSOURI	Knoxville, Tenn.	1:30 p.m.	
March 24	at ETSU	Johnson City, Tenn.	6 p.m.	
March 28	● GEORGIA	Knoxville, Tenn.	3 p.m.	SEC Network +
March 29	● GEORGIA	Knoxville, Tenn.	7 p.m.	SEC Network
March 30	● GEORGIA	Knoxville, Tenn.	7 p.m.	SEC Network
April 2	● at Auburn	Auburn, Ala.	7 p.m.	SEC Network +
April 3	● at Auburn	Auburn, Ala.	7 p.m.	SEC Network +
April 4	● at Auburn	Auburn, Ala.	4:30 p.m.	SEC Network
April 7	EASTERN KENTUCKY	Knoxville, Tenn.	6 p.m.	
April 10	● LSU	Knoxville, Tenn.	6:30 p.m.	SEC Network +
April 11	● LSU	Knoxville, Tenn.	5 p.m.	ESPN
April 12	● LSU	Knoxville, Tenn.	2 p.m.	SEC Network +
April 14	ETSU	Knoxville, Tenn.	6 p.m.	
April 17	● at Mississippi State	Starkville, Miss.	6:30 p.m.	
April 18	● at Mississippi State	Starkville, Miss.	7 p.m.	
April 19	● at Mississippi State	Starkville, Miss.	2 p.m.	
April 21	KENNESAW STATE	Knoxville, Tenn.	6 p.m.	
April 23	● at Alabama	Tuscaloosa, Ala.	8 p.m.	ESPN
April 24	● at Alabama	Tuscaloosa, Ala.	7:30 p.m.	SEC Network +
April 25	● at Alabama	Tuscaloosa, Ala.	3 p.m.	SEC Network +
May 1	● KENTUCKY	Knoxville, Tenn.	6:30 p.m.	
May 2	● KENTUCKY	Knoxville, Tenn.	7 p.m.	ESPN
May 3	● KENTUCKY	Knoxville, Tenn.	1 p.m.	ESPN2
May 6-9	SEC Tournament	Baton Rouge, La.		
May 15-17	NCAA Regionals	Campus Sites		
May 21-24	NCAA Super Regionals	Campus Sites		
May 28-June 3	NCAA Women's College World Series	Oklahoma City, Okla.		

KEY

1-KSU Classic (Kennesaw, Ga.)

2-USF President's Day Weekend Tournament (Tampa, Fla.)

3-Mary Nutter Collegiate Classic (Cathedral City, Calif.)

4-Tennessee Classic (Knoxville, Tenn.)

5-Tennessee Invitational (Knoxville, Tenn.)

● Southeastern Conference Game

All Times Eastern & Subject to Change